**Contacto CONAMER** GLS-CULS-AMMDC-B000223055

| | |
|---|---|
| **De:** | Yesica Escamilla Maqueda <yescamilla@naturgy.com> |
| **Enviado el:** | viernes, 19 de agosto de 2022 03:40 p. m. |
| **Para:** | Contacto CONAMER |
| **CC:** | Gilberto Lepe Saenz; Claudia Veronica Lopez Sotelo; Francisco Miguel Parra Ibarra; José Daniel Jiménez Ibañez; Raúl Alejandro Díaz Ventura; Othón Hernández Ponce; Daniel Flores Martínez; Alejandro Peon Peralta; Danae Burgueño Sanchez; Juan Manuel Otoya Rojas |
| **Asunto:** | Comentarios al Anteproyecto, expediente 65/0013/250722 |
| **Datos adjuntos:** | Manifestaciones al anteproyecto 65-0013-250722Naturgy SAL.pdf; 1.6 Depreciación No Lineal Fórmula CAI.xlsx; 1.1 Anexo 1 NATURGY Económico-Técnico.pdf; 1.2 PPT Resumen Ejecutivo CONAMER.pptx; 1.3 CAPM.xlsx; 1.4 Ejemplo FN y CAI.xlsx; 1.5 Modelo Financiero Reexpresión de Activos.xlsx |

Dr. Alberto Montoya Martín del Campo
Comisionado Nacional de Mejora Regulatoria
Presente

Por medio del presente y con el debido respeto, expongo en el escrito adjunto los comentarios de Naturgy México, S.A. de C.V. al anteproyecto denominado "Disposiciones Administrativas de Carácter General que especifican la metodología de tarifas de distribución por medio de ducto de Gas Natural", expediente 65/0013/250722 .

Saludos.

**Yesica Escamilla Maqueda**
Especialista Regulación
Servicios Jurídicos y Regulación (MX)
yescamilla@naturgy.com

Corporativo One Marina Park
Av. Marina Nacional No.60, piso 6
Col. Tacuba, Miguel Hidalgo
CP 11410 Ciudad de México
www.naturgy.com.mx

COMISIÓN NACIONAL DE MEJORA REGULATORIA
CONTROL DE GESTIÓN
19 AGO 2022
RECIBIDO
RÚBRICA 15:54

Naturgy

Somos una empresa adherida al Pacto Mundial de las Naciones Unidas

25 Años con México

@NaturgyMx NaturgyMéxico @naturgymx efr

**Antes de imprimir este mensaje, asegúrese de que es necesario hacerlo. Protejamos el medio ambiente.**

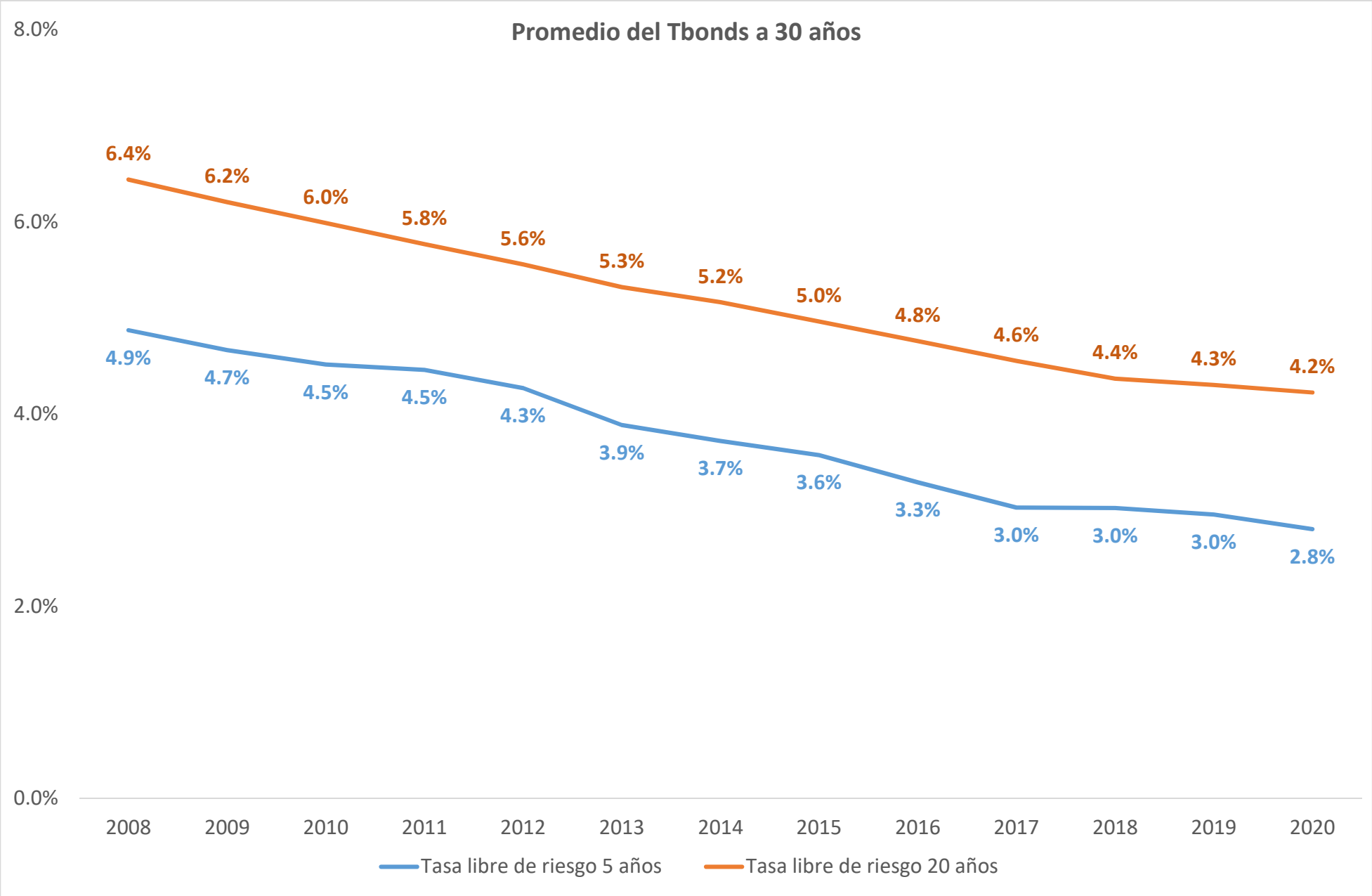
Promedio del Tbonds a 30 años
8.0%
6.0%
4.0%
2.0%
0.0%
6.4%
6.2%
6.0%
5.8%
5.6%
5.3%
5.2%
5.0%
4.8%
4.6%
4.4%
4.3%
4.2%
4.9%
4.7%
4.5%
4.5%
4.3%
3.9%
3.7%
3.6%
3.3%
3.0%
3.0%
3.0%
2.8%
2008
2009
2010
2011
2012
2013
2014
2015
2016
2017
2018
2019
2020
Tasa libre de riesgo 5 años
Tasa libre de riesgo 20 años

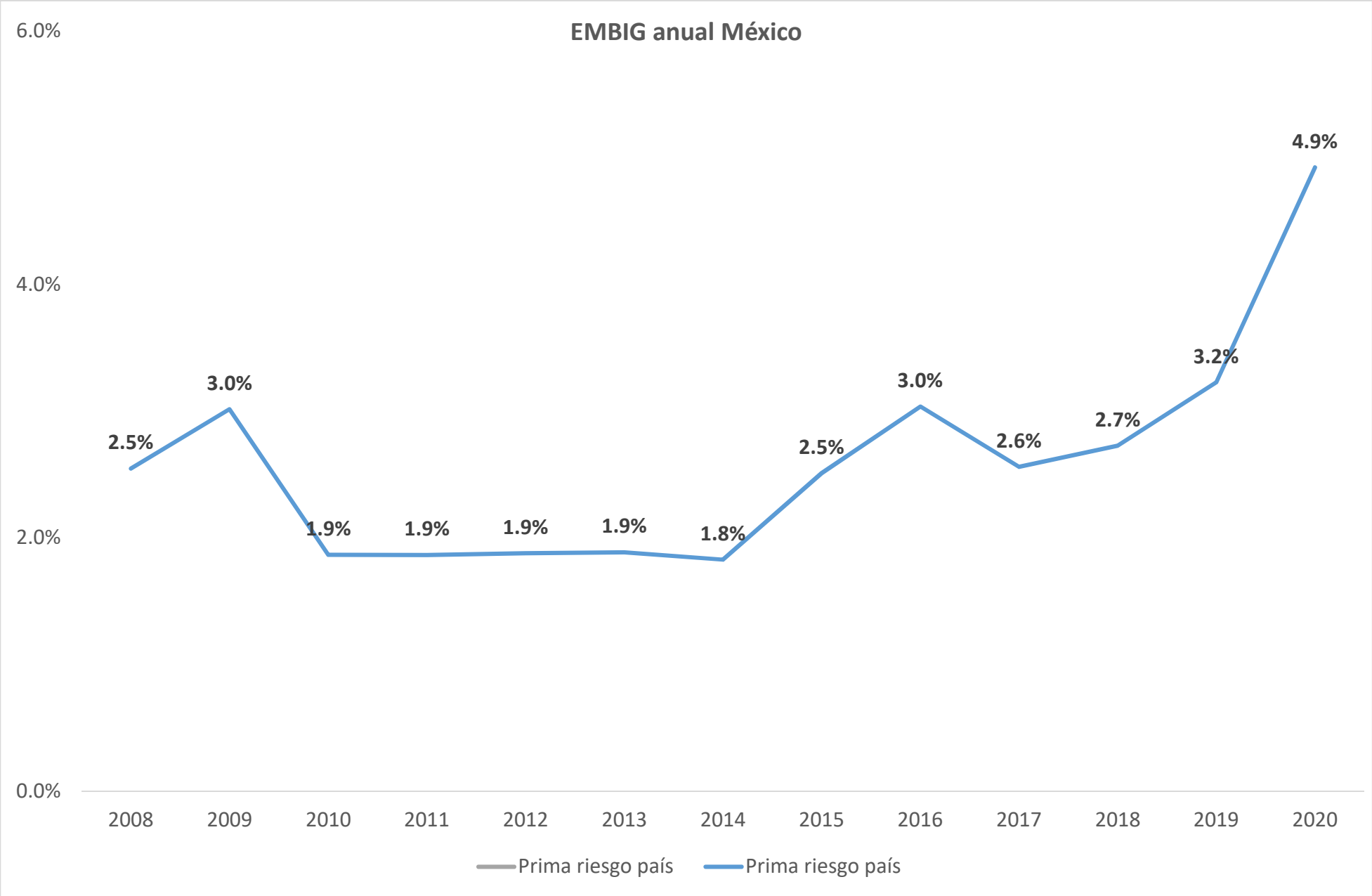
EMBIG anual México
6.0%
4.0%
2.0%
0.0%
2.5%
3.0%
1.9%
1.9%
1.9%
1.9%
1.8%
2.5%
3.0%
2.6%
2.7%
3.2%
4.9%
2008
2009
2010
2011
2012
2013
2014
2015
2016
2017
2018
2019
2020
Prima riesgo país
Prima riesgo país

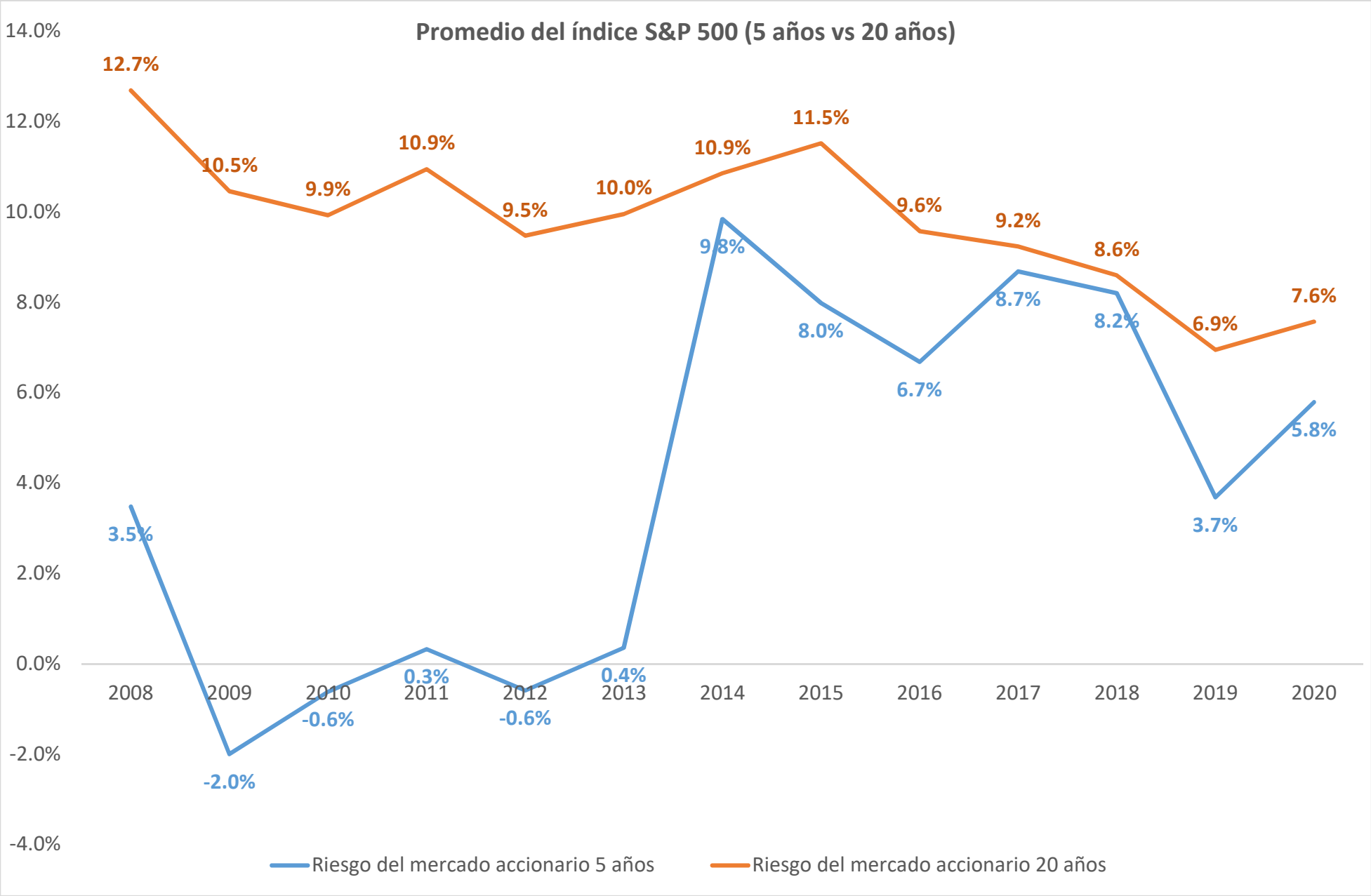
Promedio del índice S&P 500 (5 años vs 20 años)
14.0%
12.0%
10.0%
8.0%
6.0%
4.0%
2.0%
0.0%
-2.0%
-4.0%
2008
2009
2010
2011
2012
2013
2014
2015
2016
2017
2018
2019
2020
12.7%
10.5%
9.9%
10.9%
9.5%
10.0%
10.9%
11.5%
9.6%
9.2%
8.6%
6.9%
7.6%
3.5%
-2.0%
-0.6%
0.3%
-0.6%
0.4%
9.8%
8.0%
6.7%
8.7%
8.2%
3.7%
5.8%
Riesgo del mercado accionario 5 años
Riesgo del mercado accionario 20 años

| | Tasa libre de riesgo | Beta desapalancada | Prima de riesgo de mercado | Prima riesgo país | LRM |
|---|---|---|---|---|---|
| Año | Tbonds a 30 años | Empresas midstream EE.UU. (NYSE Oil & Gas pipelines) | S&P500 | EMBIG México | |
| | Promedio 20 años | Promedio 5 años | Promedio 20 años | Anual | |
| 1977 | ND | ND | ND | ND | |
| 1978 | ND | ND | ND | ND | |
| 1979 | ND | ND | ND | ND | |
| 1980 | ND | ND | ND | ND | |
| 1981 | ND | ND | ND | ND | |
| 1982 | ND | ND | ND | ND | |
| 1983 | ND | ND | ND | ND | |
| 1984 | ND | ND | ND | ND | |
| 1985 | ND | ND | ND | ND | |
| 1986 | ND | ND | ND | ND | |
| 1987 | ND | ND | ND | ND | |
| 1988 | ND | ND | ND | ND | |
| 1989 | ND | ND | ND | ND | |
| 1990 | ND | ND | ND | ND | |
| 1991 | ND | ND | ND | ND | |
| 1992 | ND | ND | ND | ND | |
| 1993 | ND | ND | ND | ND | |
| 1994 | ND | ND | ND | ND | |
| 1995 | ND | ND | ND | ND | |
| 1996 | ND | ND | ND | ND | |
| 1997 | 9.1613% | 0.46 | ND | 4.000% | |
| 1998 | 9.0951% | 0.46 | ND | 5.715% | |
| 1999 | 8.9492% | 0.42 | ND | 5.886% | |
| 2000 | 8.7781% | 0.38 | ND | 3.666% | |
| 2001 | 8.5109% | 0.38 | ND | 3.638% | |
| 2002 | 8.1153% | 0.38 | ND | 3.170% | |
| 2003 | 7.7501% | 0.40 | ND | 2.461% | |
| 2004 | 7.4467% | 0.60 | ND | 1.927% | |
| 2005 | 7.0838% | 0.47 | ND | 1.673% | |
| 2006 | 6.7742% | 0.52 | ND | 1.364% | |
| 2007 | 6.6290% | 0.52 | ND | 1.262% | |
| 2008 | 6.4412% | 0.42 | 12.6855% | 2.546% | 14.3149% |
| 2009 | 6.2068% | 0.43 | 10.4556% | 3.014% | 13.7170% |
| 2010 | 5.9885% | 0.45 | 9.9233% | 1.866% | 12.3199% |
| 2011 | 5.7704% | 0.46 | 10.9438% | 1.863% | 12.6676% |
| 2012 | 5.5592% | 0.32 | 9.4690% | 1.878% | 10.4674% |
| 2013 | 5.3218% | 0.55 | 9.9500% | 1.885% | 12.6797% |
| 2014 | 5.1646% | 0.67 | 10.8528% | 1.827% | 14.2630% |
| 2015 | 4.9636% | 0.65 | 11.5118% | 2.511% | 14.9568% |
| 2016 | 4.7614% | 0.68 | 9.5708% | 3.035% | 14.3046% |
| 2017 | 4.5552% | 0.72 | 9.2328% | 2.560% | 13.7627% |
| 2018 | 4.3697% | 0.62 | 8.5898% | 2.726% | 12.4219% |
| 2019 | 4.3046% | 0.62 | 6.9444% | 3.227% | 11.8373% |
| 2020 | 4.2257% | 0.60 | 7.5666% | 4.924% | 13.6896% |

| Series Description | [illegible] | [illegible] | [illegible] | [illegible] | [illegible] | [illegible] | [illegible] | [illegible] | [illegible] | [illegible] | [illegible] |
|---|---|---|---|---|---|---|---|---|---|---|---|
| Unit: | Percent:_Per_Year | Percent:_Per_Year | Percent:_Per_Year | Percent:_Per_Year | Percent:_Per_Year | Percent:_Per_Year | Percent:_Per_Year | Percent:_Per_Year | Percent:_Per_Year | Percent:_Per_Year | Percent:_Per_Year |
| Multiplier: | 1 | 1 | 1 | 1 | 1 | 1 | 1 | 1 | 1 | 1 | 1 |
| Currency: | NA | NA | NA | NA | NA | NA | NA | NA | NA | NA | NA |
| Unique Identifier: | [illegible] | [illegible] | [illegible] | H15/H15/RIFLGFCY01_N.B | H15/H15/RIFLGFCY02_N.B | H15/H15/RIFLGFCY03_N.B | H15/H15/RIFLGFCY05_N.B | H15/H15/RIFLGFCY07_N.B | H15/H15/RIFLGFCY10_N.B | H15/H15/RIFLGFCY20_N.B | H15/H15/RIFLGFCY30_N.B |
| Time Period | RIFLGFCM01_N.B | RIFLGFCM03_N.B | RIFLGFCM06_N.B | RIFLGFCY01_N.B | RIFLGFCY02_N.B | RIFLGFCY03_N.B | RIFLGFCY05_N.B | RIFLGFCY07_N.B | RIFLGFCY10_N.B | RIFLGFCY20_N.B | RIFLGFCY30_N.B |
| 02/01/1962 | | | | 3.22 | | 3.7 | 3.88 | | 4.06 | 4.07 | |
| 03/01/1962 | | | | 3.24 | | 3.7 | 3.87 | | 4.03 | 4.07 | |
| 04/01/1962 | | | | 3.24 | | 3.69 | 3.86 | | 3.99 | 4.06 | |
| 05/01/1962 | | | | 3.26 | | 3.71 | 3.89 | | 4.02 | 4.07 | |
| 08/01/1962 | | | | 3.31 | | 3.71 | 3.91 | | 4.03 | 4.08 | |
| 09/01/1962 | | | | 3.32 | | 3.74 | 3.93 | | 4.05 | 4.08 | |
| 10/01/1962 | | | | 3.33 | | 3.75 | 3.94 | | 4.07 | 4.09 | |
| 11/01/1962 | | | | 3.33 | | 3.77 | 3.94 | | 4.08 | 4.08 | |
| 12/01/1962 | | | | 3.3 | | 3.76 | 3.95 | | 4.08 | 4.09 | |
| 15/01/1962 | | | | 3.32 | | 3.79 | 3.96 | | 4.1 | 4.1 | |
| 16/01/1962 | | | | 3.3 | | 3.81 | 3.98 | | 4.13 | 4.11 | |
| 17/01/1962 | | | | 3.3 | | 3.81 | 3.97 | | 4.12 | 4.1 | |
| 18/01/1962 | | | | 3.27 | | 3.79 | 3.96 | | 4.11 | 4.1 | |
| 19/01/1962 | | | | 3.27 | | 3.78 | 3.95 | | 4.11 | 4.1 | |
| 22/01/1962 | | | | 3.25 | | 3.76 | 3.93 | | 4.09 | 4.09 | |
| 23/01/1962 | | | | 3.25 | | 3.77 | 3.94 | | 4.11 | 4.1 | |
| 24/01/1962 | | | | 3.24 | | 3.76 | 3.93 | | 4.1 | 4.1 | |
| 25/01/1962 | | | | 3.27 | | 3.77 | 3.94 | | 4.11 | 4.12 | |
| 26/01/1962 | | | | 3.28 | | 3.8 | 3.97 | | 4.11 | 4.12 | |
| 29/01/1962 | | | | 3.28 | | 3.8 | 3.98 | | 4.12 | 4.13 | |
| 30/01/1962 | | | | 3.28 | | 3.8 | 3.98 | | 4.11 | 4.13 | |
| 31/01/1962 | | | | 3.29 | | 3.81 | 3.99 | | 4.1 | 4.13 | |
| 01/02/1962 | | | | 3.3 | | 3.81 | 4 | | 4.09 | 4.13 | |
| 02/02/1962 | | | | 3.3 | | 3.77 | 3.97 | | 4.08 | 4.13 | |
| 05/02/1962 | | | | 3.29 | | 3.77 | 3.96 | | 4.07 | 4.12 | |
| 06/02/1962 | | | | 3.29 | | 3.77 | 3.96 | | 4.06 | 4.13 | |
| 07/02/1962 | | | | 3.29 | | 3.77 | 3.95 | | 4.07 | 4.13 | |
| 08/02/1962 | | | | 3.3 | | 3.75 | 3.93 | | 4.07 | 4.12 | |
| 09/02/1962 | | | | 3.28 | | 3.73 | 3.91 | | 4.05 | 4.11 | |
| 12/02/1962 | | | | ND | | ND | ND | | ND | ND | |
| 13/02/1962 | | | | 3.28 | | 3.72 | 3.91 | | 4.03 | 4.1 | |
| 14/02/1962 | | | | 3.31 | | 3.71 | 3.9 | | 4.03 | 4.09 | |
| 15/02/1962 | | | | 3.33 | | 3.71 | 3.9 | | 4.02 | 4.1 | |
| 16/02/1962 | | | | 3.33 | | 3.69 | 3.88 | | 4.02 | 4.12 | |
| 19/02/1962 | | | | 3.32 | | 3.67 | 3.86 | | 4.01 | 4.11 | |
| 20/02/1962 | | | | 3.31 | | 3.67 | 3.88 | | 4.05 | 4.15 | |
| 21/02/1962 | | | | 3.28 | | 3.64 | 3.86 | | 4.03 | 4.13 | |
| 22/02/1962 | | | | ND | | ND | ND | | ND | ND | |
| 23/02/1962 | | | | 3.24 | | 3.6 | 3.83 | | 4.02 | 4.12 | |
| 26/02/1962 | | | | 3.22 | | 3.58 | 3.8 | | 4 | 4.11 | |
| 27/02/1962 | | | | 3.23 | | 3.57 | 3.8 | | 4.01 | 4.12 | |
| 28/02/1962 | | | | 3.21 | | 3.53 | 3.77 | | 4 | 4.1 | |
| 01/03/1962 | | | | 3.15 | | 3.44 | 3.71 | | 3.98 | 4.09 | |
| 02/03/1962 | | | | 3.17 | | 3.48 | 3.72 | | 3.98 | 4.09 | |
| 05/03/1962 | | | | 3.18 | | 3.53 | 3.74 | | 4 | 4.1 | |
| 06/03/1962 | | | | 3.18 | | 3.52 | 3.74 | | 4.01 | 4.1 | |
| 07/03/1962 | | | | 3.14 | | 3.52 | 3.74 | | 4 | 4.09 | |
| 08/03/1962 | | | | 3.11 | | 3.51 | 3.72 | | 3.98 | 4.08 | |
| 09/03/1962 | | | | 3.12 | | 3.53 | 3.71 | | 3.96 | 4.07 | |
| 12/03/1962 | | | | 3.13 | | 3.54 | 3.73 | | 3.94 | 4.06 | |
| 13/03/1962 | | | | 3.11 | | 3.53 | 3.7 | | 3.92 | 4.04 | |
| 14/03/1962 | | | | 3.1 | | 3.53 | 3.72 | | 3.93 | 4.04 | |
| 15/03/1962 | | | | 3.1 | | 3.52 | 3.73 | | 3.96 | 4.06 | |
| 16/03/1962 | | | | 3.06 | | 3.48 | 3.72 | | 3.96 | 4.05 | |
| 19/03/1962 | | | | 3.03 | | 3.44 | 3.71 | | 3.93 | 4.04 | |
| 20/03/1962 | | | | 3.02 | | 3.41 | 3.67 | | 3.91 | 4.02 | |
| 21/03/1962 | | | | 3.01 | | 3.37 | 3.61 | | 3.86 | 4.01 | |
| 22/03/1962 | | | | 2.94 | | 3.29 | 3.58 | | 3.83 | 3.97 | |
| 23/03/1962 | | | | 2.94 | | 3.33 | 3.62 | | 3.87 | 3.99 | |
| 26/03/1962 | | | | 2.95 | | 3.37 | 3.65 | | 3.89 | 4.01 | |
| 27/03/1962 | | | | 2.95 | | 3.39 | 3.65 | | 3.9 | 4 | |
| 28/03/1962 | | | | 2.96 | | 3.39 | 3.64 | | 3.9 | 4 | |
| 29/03/1962 | | | | 2.96 | | 3.4 | 3.64 | | 3.9 | 3.99 | |
| 30/03/1962 | | | | 2.97 | | 3.39 | 3.61 | | 3.86 | 3.98 | |
| 02/04/1962 | | | | 2.95 | | 3.38 | 3.58 | | 3.86 | 3.97 | |
| 03/04/1962 | | | | 2.93 | | 3.36 | 3.55 | | 3.83 | 3.95 | |
| 04/04/1962 | | | | 2.88 | | 3.28 | 3.51 | | 3.78 | 3.91 | |
| 05/04/1962 | | | | 2.89 | | 3.34 | 3.56 | | 3.84 | 3.94 | |
| 06/04/1962 | | | | 2.89 | | 3.32 | 3.55 | | 3.81 | 3.92 | |
| 09/04/1962 | | | | 2.9 | | 3.33 | 3.57 | | 3.83 | 3.92 | |
| 10/04/1962 | | | | 2.94 | | 3.36 | 3.57 | | 3.83 | 3.92 | |
| 11/04/1962 | | | | 3 | | 3.41 | 3.61 | | 3.87 | 3.94 | |
| 12/04/1962 | | | | 3 | | 3.4 | 3.61 | | 3.86 | 3.93 | |
| 13/04/1962 | | | | 3 | | 3.38 | 3.6 | | 3.85 | 3.92 | |
| 16/04/1962 | | | | 3 | | 3.37 | 3.6 | | 3.83 | 3.92 | |
| 17/04/1962 | | | | 3 | | 3.36 | 3.6 | | 3.82 | 3.92 | |
| 18/04/1962 | | | | 3 | | 3.35 | 3.6 | | 3.81 | 3.9 | |
| 19/04/1962 | | | | 3 | | 3.37 | 3.6 | | 3.82 | 3.91 | |
| 20/04/1962 | | | | ND | | ND | ND | | ND | ND | |
| 23/04/1962 | | | | 3.03 | | 3.4 | 3.63 | | 3.86 | 3.93 | |
| 24/04/1962 | | | | 3.08 | | 3.42 | 3.65 | | 3.87 | 3.94 | |
| 25/04/1962 | | | | 3.08 | | 3.43 | 3.66 | | 3.88 | 3.94 | |
| 26/04/1962 | | | | 3.04 | | 3.43 | 3.66 | | 3.89 | 3.94 | |
| 27/04/1962 | | | | 3.07 | | 3.45 | 3.64 | | 3.86 | 3.91 | |
| 30/04/1962 | | | | 3.07 | | 3.47 | 3.64 | | 3.86 | 3.91 | |
| 01/05/1962 | | | | 3.06 | | 3.45 | 3.63 | | 3.85 | 3.91 | |
| 02/05/1962 | | | | 3.06 | | 3.44 | 3.64 | | 3.86 | 3.91 | |
| 03/05/1962 | | | | 3.05 | | 3.42 | 3.64 | | 3.86 | 3.9 | |
| 04/05/1962 | | | | 3.05 | | 3.42 | 3.64 | | 3.87 | 3.9 | |
| 07/05/1962 | | | | 3.04 | | 3.41 | 3.64 | | 3.86 | 3.9 | |
| 08/05/1962 | | | | 3.01 | | 3.39 | 3.62 | | 3.85 | 3.9 | |
| 09/05/1962 | | | | 3.01 | | 3.37 | 3.6 | | 3.82 | 3.89 | |
| 10/05/1962 | | | | 2.99 | | 3.37 | 3.61 | | 3.83 | 3.88 | |
| 11/05/1962 | | | | 3 | | 3.37 | 3.61 | | 3.82 | 3.88 | |
| 14/05/1962 | | | | 3 | | 3.39 | 3.63 | | 3.85 | 3.89 | |
| 15/05/1962 | | | | 3.04 | | 3.41 | 3.67 | | 3.87 | 3.9 | |
| 16/05/1962 | | | | 3.04 | | 3.4 | 3.67 | | 3.86 | 3.91 | |
| 17/05/1962 | | | | 3.06 | | 3.4 | 3.67 | | 3.87 | 3.91 | |
| 18/05/1962 | | | | 3.05 | | 3.44 | 3.72 | | 3.93 | 3.94 | |
| 21/05/1962 | | | | 3.05 | | 3.46 | 3.74 | | 3.94 | 3.96 | |
| 22/05/1962 | | | | 3.05 | | 3.44 | 3.71 | | 3.93 | 3.95 | |
| 23/05/1962 | | | | 3.04 | | 3.42 | 3.69 | | 3.91 | 3.95 | |
| 24/05/1962 | | | | 3.02 | | 3.39 | 3.68 | | 3.9 | 3.94 | |
| 25/05/1962 | | | | 3.01 | | 3.37 | 3.66 | | 3.88 | 3.93 | |
| 28/05/1962 | | | | 2.98 | | 3.36 | 3.65 | | 3.87 | 3.92 | |
| 29/05/1962 | | | | 2.97 | | 3.37 | 3.66 | | 3.89 | 3.94 | |
| 30/05/1962 | | | | ND | | ND | ND | | ND | ND | |
| 31/05/1962 | | | | 2.99 | | 3.36 | 3.66 | | 3.9 | 3.94 | |
| 01/06/1962 | | | | 2.98 | | 3.35 | 3.64 | | 3.89 | 3.93 | |
| 04/06/1962 | | | | 2.98 | | 3.33 | 3.63 | | 3.88 | 3.93 | |
| 05/06/1962 | | | | 2.97 | | 3.35 | 3.64 | | 3.89 | 3.94 | |
| 06/06/1962 | | | | 2.95 | | 3.34 | 3.62 | | 3.89 | 3.93 | |
| 07/06/1962 | | | | 2.95 | | 3.33 | 3.6 | | 3.87 | 3.93 | |
| 08/06/1962 | | | | 2.94 | | 3.33 | 3.6 | | 3.86 | 3.92 | |
| 11/06/1962 | | | | 2.95 | | 3.31 | 3.59 | | 3.87 | 3.92 | |
| 12/06/1962 | | | | 2.94 | | 3.29 | 3.57 | | 3.86 | 3.91 | |
| 13/06/1962 | | | | 2.94 | | 3.31 | 3.57 | | 3.87 | 3.92 | |
| 14/06/1962 | | | | 3 | | 3.34 | 3.6 | | 3.9 | 3.94 | |
| 15/06/1962 | | | | 3 | | 3.34 | 3.6 | | 3.89 | 3.94 | |
| 18/06/1962 | | | | 3.03 | | 3.36 | 3.61 | | 3.91 | 3.95 | |
| 19/06/1962 | | | | 3.06 | | 3.41 | 3.64 | | 3.93 | 3.97 | |
| 20/06/1962 | | | | 3.04 | | 3.4 | 3.63 | | 3.92 | 3.97 | |
| 21/06/1962 | | | | 3.04 | | 3.38 | 3.61 | | 3.9 | 3.96 | |
| 22/06/1962 | | | | 3.04 | | 3.38 | 3.61 | | 3.9 | 3.96 | |
| 25/06/1962 | | | | 3.12 | | 3.47 | 3.68 | | 3.95 | 4 | |
| 26/06/1962 | | | | 3.14 | | 3.5 | 3.71 | | 3.97 | 4.01 | |
| 27/06/1962 | | | | 3.14 | | 3.49 | 3.68 | | 3.96 | 4 | |
| 28/06/1962 | | | | 3.18 | | 3.53 | 3.76 | | 3.98 | 4.01 | |
| 29/06/1962 | | | | 3.2 | | 3.56 | 3.76 | | 4 | 4.02 | |
| 02/07/1962 | | | | 3.21 | | 3.57 | 3.77 | | 4 | 4.02 | |
| 03/07/1962 | | | | 3.23 | | 3.58 | 3.76 | | 4 | 4.02 | |
| 04/07/1962 | | | | ND | | ND | ND | | ND | ND | |
| 05/07/1962 | | | | 3.21 | | 3.59 | 3.78 | | 4 | 4.02 | |
| 06/07/1962 | | | | 3.23 | | 3.6 | 3.79 | | 4.02 | 4.05 | |
| 09/07/1962 | | | | 3.26 | | 3.67 | 3.83 | | 4.05 | 4.07 | |
| 10/07/1962 | | | | 3.27 | | 3.65 | 3.81 | | 4.02 | 4.06 | |
| 11/07/1962 | | | | 3.26 | | 3.59 | 3.77 | | 3.99 | 4.06 | |
| 12/07/1962 | | | | 3.27 | | 3.6 | 3.78 | | 4 | 4.05 | |
| 13/07/1962 | | | | 3.27 | | 3.61 | 3.78 | | 4 | 4.05 | |
| 16/07/1962 | | | | 3.28 | | 3.63 | 3.8 | | 4.01 | 4.06 | |
| 17/07/1962 | | | | 3.34 | | 3.66 | 3.82 | | 4.03 | 4.06 | |
| 18/07/1962 | | | | 3.36 | | 3.65 | 3.83 | | 4.02 | 4.06 | |
| 19/07/1962 | | | | 3.33 | | 3.64 | 3.83 | | 4.02 | 4.06 | |
| 20/07/1962 | | | | 3.32 | | 3.63 | 3.82 | | 4.01 | 4.05 | |
| 23/07/1962 | | | | 3.32 | | 3.6 | 3.81 | | 4 | 4.05 | |
| 24/07/1962 | | | | 3.32 | | 3.61 | 3.82 | | 4.01 | 4.05 | |
| 25/07/1962 | | | | 3.32 | | 3.62 | 3.83 | | 4.02 | 4.05 | |
| 26/07/1962 | | | | 3.32 | | 3.62 | 3.82 | | 4.01 | 4.04 | |
| 27/07/1962 | | | | 3.32 | | 3.59 | 3.79 | | 4.02 | 4.05 | |
| 30/07/1962 | | | | 3.33 | | 3.61 | 3.81 | | 4.03 | 4.06 | |
| 31/07/1962 | | | | 3.33 | | 3.62 | 3.82 | | 4.04 | 4.06 | |
| 01/08/1962 | | | | 3.3 | | 3.59 | 3.8 | | 4.03 | 4.06 | |
| 02/08/1962 | | | | 3.26 | | 3.55 | 3.76 | | 4 | 4.03 | |
| 03/08/1962 | | | | 3.27 | | 3.56 | 3.77 | | 4.01 | 4.04 | |
| 06/08/1962 | | | | 3.26 | | 3.53 | 3.76 | | 4.01 | 4.04 | |
| 07/08/1962 | | | | 3.28 | | 3.55 | 3.79 | | 4.02 | 4.04 | |
| 08/08/1962 | | | | 3.28 | | 3.54 | 3.78 | | 4.01 | 4.04 | |
| 09/08/1962 | | | | 3.28 | | 3.52 | 3.76 | | 3.99 | 4.03 | |
| 10/08/1962 | | | | 3.28 | | 3.51 | 3.76 | | 3.99 | 4.03 | |
| 13/08/1962 | | | | 3.26 | | 3.5 | 3.74 | | 3.99 | 4.03 | |
| 14/08/1962 | | | | 3.24 | | 3.48 | 3.73 | | 3.98 | 4.01 | |
| 15/08/1962 | | | | 3.2 | | 3.47 | 3.72 | | 3.98 | 4.01 | |
| 16/08/1962 | | | | 3.19 | | 3.44 | 3.69 | | 3.96 | 3.99 | |
| 17/08/1962 | | | | 3.18 | | 3.42 | 3.69 | | 3.96 | 3.99 | |
| 20/08/1962 | | | | 3.17 | | 3.38 | 3.66 | | 3.94 | 3.98 | |
| 21/08/1962 | | | | 3.17 | | 3.39 | 3.66 | | 3.94 | 3.97 | |
| 22/08/1962 | | | | 3.14 | | 3.39 | 3.66 | | 3.95 | 3.97 | |
| 23/08/1962 | | | | 3.13 | | 3.38 | 3.66 | | 3.95 | 3.97 | |
| 24/08/1962 | | | | 3.12 | | 3.39 | 3.66 | | 3.95 | 3.97 | |
| 27/08/1962 | | | | 3.11 | | 3.39 | 3.67 | | 3.95 | 3.98 | |
| 28/08/1962 | | | | 3.1 | | 3.4 | 3.67 | | 3.96 | 3.98 | |
| 29/08/1962 | | | | 3.1 | | 3.39 | 3.67 | | 3.96 | 3.98 | |
| 30/08/1962 | | | | 3.12 | | 3.4 | 3.66 | | 3.95 | 3.99 | |
| 31/08/1962 | | | | 3.14 | | 3.42 | 3.66 | | 3.96 | 3.99 | |
| 03/09/1962 | | | | ND | | ND | ND | | ND | ND | |
| 04/09/1962 | | | | 3.15 | | 3.43 | 3.67 | | 3.96 | 3.99 | |
| 05/09/1962 | | | | 3.16 | | 3.44 | 3.68 | | 3.97 | 4 | |
| 06/09/1962 | | | | 3.09 | | 3.44 | 3.72 | | 3.99 | 4 | |
| 07/09/1962 | | | | 3.1 | | 3.44 | 3.74 | | 4.01 | 4.01 | |
| 10/09/1962 | | | | 3.08 | | 3.43 | 3.72 | | 4 | 4.01 | |
| 11/09/1962 | | | | 3.07 | | 3.42 | 3.72 | | 4 | 4.01 | |
| 12/09/1962 | | | | 3.05 | | 3.42 | 3.72 | | 4 | 4 | |
| 13/09/1962 | | | | 3.06 | | 3.41 | 3.72 | | 3.99 | 4 | |
| 14/09/1962 | | | | 3.06 | | 3.42 | 3.72 | | 3.99 | 4 | |
| 17/09/1962 | | | | 3.03 | | 3.41 | 3.71 | | 3.99 | 4 | |
| 18/09/1962 | | | | 3.05 | | 3.41 | 3.71 | | 3.98 | 4 | |
| 19/09/1962 | | | | 3.04 | | 3.41 | 3.71 | | 3.99 | 4 | |
| 20/09/1962 | | | | 3.03 | | 3.41 | 3.71 | | 3.98 | 4 | |
| 21/09/1962 | | | | 3.04 | | 3.41 | 3.71 | | 3.98 | 4 | |
| 24/09/1962 | | | | 3.04 | | 3.39 | 3.69 | | 3.97 | 3.99 | |
| 25/09/1962 | | | | 3.04 | | 3.37 | 3.68 | | 3.96 | 3.99 | |
| 26/09/1962 | | | | 3.02 | | 3.37 | 3.67 | | 3.95 | 3.99 | |
| 27/09/1962 | | | | 3.02 | | 3.37 | 3.67 | | 3.95 | 3.98 | |
| 28/09/1962 | | | | 3.02 | | 3.35 | 3.66 | | 3.94 | 3.97 | |
| 01/10/1962 | | | | 3 | | 3.33 | 3.64 | | 3.93 | 3.96 | |
| 02/10/1962 | | | | 2.99 | | 3.31 | 3.62 | | 3.92 | 3.95 | |
| 03/10/1962 | | | | 2.98 | | 3.28 | 3.6 | | 3.9 | 3.94 | |
| 04/10/1962 | | | | 2.97 | | 3.28 | 3.6 | | 3.9 | 3.94 | |
| 05/10/1962 | | | | 2.97 | | 3.3 | 3.62 | | 3.92 | 3.95 | |
| 08/10/1962 | | | | 2.99 | | 3.32 | 3.64 | | 3.93 | 3.95 | |
| 09/10/1962 | | | | 2.99 | | 3.33 | 3.64 | | 3.95 | 3.95 | |
| 10/10/1962 | | | | 2.98 | | 3.3 | 3.62 | | 3.93 | 3.94 | |
| 11/10/1962 | | | | 2.98 | | 3.31 | 3.63 | | 3.94 | 3.94 | |
| 12/10/1962 | | | | ND | | ND | ND | | ND | ND | |
| 15/10/1962 | | | | 2.97 | | 3.31 | 3.63 | | 3.94 | 3.94 | |
| 16/10/1962 | | | | 2.96 | | 3.32 | 3.63 | | 3.94 | 3.94 | |
| 17/10/1962 | | | | 2.96 | | 3.33 | 3.64 | | 3.94 | 3.95 | |
| 18/10/1962 | | | | 2.96 | | 3.33 | 3.63 | | 3.92 | 3.94 | |
| 19/10/1962 | | | | 2.94 | | 3.31 | 3.62 | | 3.88 | 3.9 | |
| 22/10/1962 | | | | 2.96 | | 3.34 | 3.64 | | 3.91 | 3.93 | |
| 23/10/1962 | | | | 2.99 | | 3.36 | 3.67 | | 3.94 | 3.94 | |
| 24/10/1962 | | | | 2.99 | | 3.36 | 3.67 | | 3.94 | 3.94 | |
| 25/10/1962 | | | | 2.99 | | 3.36 | 3.67 | | 3.94 | 3.95 | |
| 26/10/1962 | | | | 2.97 | | 3.36 | 3.65 | | 3.93 | 3.94 | |
| 29/10/1962 | | | | 2.97 | | 3.35 | 3.64 | | 3.92 | 3.94 | |
| 30/10/1962 | | | | 2.97 | | 3.34 | 3.63 | | 3.92 | 3.94 | |
| 31/10/1962 | | | | 2.97 | | 3.36 | 3.64 | | 3.92 | 3.94 | |
| 01/11/1962 | | | | 2.97 | | 3.37 | 3.63 | | 3.92 | 3.94 | |
| 02/11/1962 | | | | 3 | | 3.38 | 3.62 | | 3.91 | 3.94 | |
| 05/11/1962 | | | | 3 | | 3.37 | 3.61 | | 3.91 | 3.93 | |
| 06/11/1962 | | | | ND | | ND | ND | | ND | ND | |
| 07/11/1962 | | | | 2.99 | | 3.37 | 3.6 | | 3.91 | 3.93 | |
| 08/11/1962 | | | | 2.97 | | 3.36 | 3.59 | | 3.9 | 3.92 | |
| 09/11/1962 | | | | 2.97 | | 3.35 | 3.57 | | 3.89 | 3.91 | |
| 12/11/1962 | | | | ND | | ND | ND | | ND | ND | |
| 13/11/1962 | | | | 2.98 | | 3.37 | 3.58 | | 3.9 | 3.92 | |
| 14/11/1962 | | | | 2.99 | | 3.38 | 3.59 | | 3.91 | 3.93 | |
| 15/11/1962 | | | | 2.99 | | 3.4 | 3.59 | | 3.91 | 3.93 | |
| 16/11/1962 | | | | 3 | | 3.42 | 3.63 | | 3.93 | 3.94 | |
| 19/11/1962 | | | | 3.02 | | 3.43 | 3.62 | | 3.93 | 3.95 | |
| 20/11/1962 | | | | 3.01 | | 3.42 | 3.61 | | 3.93 | 3.94 | |
| 21/11/1962 | | | | 3 | | 3.41 | 3.59 | | 3.92 | 3.94 | |
| 22/11/1962 | | | | ND | | ND | ND | | ND | ND | |
| 23/11/1962 | | | | 3.01 | | 3.41 | 3.59 | | 3.92 | 3.94 | |
| 26/11/1962 | | | | 3.02 | | 3.42 | 3.6 | | 3.93 | 3.94 | |
| 27/11/1962 | | | | 3.03 | | 3.42 | 3.6 | | 3.92 | 3.94 | |
| 28/11/1962 | | | | 3.04 | | 3.42 | 3.59 | | 3.92 | 3.94 | |
| 29/11/1962 | | | | 3.03 | | 3.41 | 3.59 | | 3.92 | 3.94 | |
| 30/11/1962 | | | | 3.02 | | 3.41 | 3.59 | | 3.92 | 3.94 | |
| 03/12/1962 | | | | 3.03 | | 3.42 | 3.6 | | 3.93 | 3.95 | |
| 04/12/1962 | | | | 3.04 | | 3.43 | 3.61 | | 3.94 | 3.96 | |
| 05/12/1962 | | | | 3.03 | | 3.43 | 3.61 | | 3.93 | 3.96 | |
| 06/12/1962 | | | | 3 | | 3.41 | 3.6 | | 3.92 | 3.95 | |
| 07/12/1962 | | | | 3 | | 3.4 | 3.59 | | 3.91 | 3.95 | |
| 10/12/1962 | | | | 2.99 | | 3.39 | 3.58 | | 3.9 | 3.94 | |
| 11/12/1962 | | | | 2.99 | | 3.38 | 3.57 | | 3.89 | 3.93 | |
| 12/12/1962 | | | | 2.99 | | 3.37 | 3.57 | | 3.88 | 3.92 | |
| 13/12/1962 | | | | 3 | | 3.38 | 3.57 | | 3.88 | 3.92 | |
| 14/12/1962 | | | | 2.99 | | 3.37 | 3.57 | | 3.87 | 3.92 | |
| 17/12/1962 | | | | 3 | | 3.36 | 3.56 | | 3.85 | 3.91 | |
| 18/12/1962 | | | | 3 | | 3.35 | 3.55 | | 3.83 | 3.9 | |
| 19/12/1962 | | | | 3 | | 3.35 | 3.55 | | 3.84 | 3.9 | |
| 20/12/1962 | | | | 2.99 | | 3.34 | 3.54 | | 3.83 | 3.9 | |
| 21/12/1962 | | | | 2.99 | | 3.32 | 3.51 | | 3.81 | 3.9 | |
| 24/12/1962 | | | | 2.98 | | 3.31 | 3.5 | | 3.79 | 3.89 | |
| 25/12/1962 | | | | ND | | ND | ND | | ND | ND | |
| 26/12/1962 | | | | 2.99 | | 3.32 | 3.5 | | 3.79 | 3.89 | |
| 27/12/1962 | | | | 3.01 | | 3.33 | 3.52 | | 3.81 | 3.9 | |
| 28/12/1962 | | | | 3.05 | | 3.4 | 3.56 | | 3.84 | 3.91 | |
| 31/12/1962 | | | | 3.05 | | 3.4 | 3.56 | | 3.85 | 3.92 | |
| 01/01/1963 | | | | ND | | ND | ND | | ND | ND | |
| 02/01/1963 | | | | 3.04 | | 3.39 | 3.53 | | 3.82 | 3.91 | |
| 03/01/1963 | | | | 3.02 | | 3.37 | 3.53 | | 3.81 | 3.91 | |
| 04/01/1963 | | | | 3.05 | | 3.4 | 3.56 | | 3.84 | 3.93 | |
| 07/01/1963 | | | | 3.07 | | 3.42 | 3.57 | | 3.83 | 3.92 | |
| 08/01/1963 | | | | 3.06 | | 3.4 | 3.56 | | 3.81 | 3.93 | |
| 09/01/1963 | | | | 3.02 | | 3.39 | 3.56 | | 3.82 | 3.93 | |
| 10/01/1963 | | | | 3.01 | | 3.35 | 3.55 | | 3.81 | 3.92 | |
| 11/01/1963 | | | | 3.01 | | 3.34 | 3.54 | | 3.8 | 3.91 | |
| 14/01/1963 | | | | 3.01 | | 3.34 | 3.54 | | 3.81 | 3.91 | |
| 15/01/1963 | | | | 3.01 | | 3.35 | 3.53 | | 3.8 | 3.91 | |
| 16/01/1963 | | | | 3.01 | | 3.35 | 3.53 | | 3.8 | 3.91 | |
| 17/01/1963 | | | | 3.01 | | 3.38 | 3.56 | | 3.82 | 3.93 | |
| 18/01/1963 | | | | 3.03 | | 3.4 | 3.57 | | 3.84 | 3.94 | |
| 21/01/1963 | | | | 3.05 | | 3.43 | 3.6 | | 3.85 | 3.95 | |
| 22/01/1963 | | | | 3.06 | | 3.44 | 3.62 | | 3.86 | 3.96 | |
| 23/01/1963 | | | | 3.06 | | 3.44 | 3.62 | | 3.86 | 3.96 | |
| 24/01/1963 | | | | 3.07 | | 3.43 | 3.62 | | 3.86 | 3.96 | |
| 25/01/1963 | | | | 3.06 | | 3.42 | 3.61 | | 3.85 | 3.95 | |
| 28/01/1963 | | | | 3.05 | | 3.43 | 3.62 | | 3.86 | 3.96 | |
| 29/01/1963 | | | | 3.06 | | 3.45 | 3.63 | | 3.86 | 3.96 | |
| 30/01/1963 | | | | 3.06 | | 3.42 | 3.63 | | 3.86 | 3.95 | |
| 31/01/1963 | | | | 3.03 | | 3.41 | 3.65 | | 3.87 | 3.96 | |
| 01/02/1963 | | | | 3.03 | | 3.4 | 3.66 | | 3.88 | 3.96 | |
| 04/02/1963 | | | | 3.02 | | 3.4 | 3.66 | | 3.89 | 3.97 | |
| 05/02/1963 | | | | 3.02 | | 3.39 | 3.66 | | 3.9 | 3.97 | |
| 06/02/1963 | | | | 3.01 | | 3.39 | 3.65 | | 3.91 | 3.97 | |
| 07/02/1963 | | | | 2.98 | | 3.38 | 3.65 | | 3.91 | 3.97 | |
| 08/02/1963 | | | | 2.98 | | 3.38 | 3.65 | | 3.91 | 3.96 | |
| 11/02/1963 | | | | 2.99 | | 3.39 | 3.65 | | 3.92 | 3.96 | |
| 12/02/1963 | | | | ND | | ND | ND | | ND | ND | |
| 13/02/1963 | | | | 3 | | 3.4 | 3.65 | | 3.92 | 3.97 | |
| 14/02/1963 | | | | 3 | | 3.39 | 3.65 | | 3.91 | 3.97 | |
| 15/02/1963 | | | | 3 | | 3.38 | 3.64 | | 3.91 | 3.96 | |
| 18/02/1963 | | | | 2.99 | | 3.35 | 3.64 | | 3.91 | 3.96 | |
| 19/02/1963 | | | | 3.02 | | 3.37 | 3.66 | | 3.93 | 3.96 | |
| 20/02/1963 | | | | 3.01 | | 3.37 | 3.66 | | 3.94 | 3.96 | |
| 21/02/1963 | | | | 3.01 | | 3.4 | 3.68 | | 3.95 | 3.97 | |
| 22/02/1963 | | | | ND | | ND | ND | | ND | ND | |
| 25/02/1963 | | | | 3.03 | | 3.41 | 3.68 | | 3.95 | 3.98 | |
| 26/02/1963 | | | | 3.04 | | 3.42 | 3.68 | | 3.95 | 3.98 | |
| 27/02/1963 | | | | 3.04 | | 3.42 | 3.68 | | 3.95 | 3.98 | |
| 28/02/1963 | | | | 3.02 | | 3.42 | 3.68 | | 3.94 | 3.97 | |
| 01/03/1963 | | | | 3 | | 3.4 | 3.67 | | 3.93 | 3.97 | |
| 04/03/1963 | | | | 2.98 | | 3.4 | 3.67 | | 3.92 | 3.97 | |
| 05/03/1963 | | | | 2.98 | | 3.39 | 3.67 | | 3.92 | 3.96 | |
| 06/03/1963 | | | | 2.99 | | 3.4 | 3.67 | | 3.91 | 3.96 | |
| 07/03/1963 | | | | 2.98 | | 3.39 | 3.67 | | 3.92 | 3.96 | |
| 08/03/1963 | | | | 3 | | 3.4 | 3.67 | | 3.92 | 3.97 | |
| 11/03/1963 | | | | 3.01 | | 3.41 | 3.68 | | 3.92 | 3.97 | |
| 12/03/1963 | | | | 3 | | 3.4 | 3.68 | | 3.92 | 3.97 | |
| 13/03/1963 | | | | 3 | | 3.4 | 3.68 | | 3.92 | 3.98 | |
| 14/03/1963 | | | | 2.99 | | 3.4 | 3.68 | | 3.92 | 3.98 | |
| 15/03/1963 | | | | 3 | | 3.4 | 3.68 | | 3.92 | 3.98 | |
| 18/03/1963 | | | | 3.02 | | 3.41 | 3.68 | | 3.92 | 3.98 | |
| 19/03/1963 | | | | 3.04 | | 3.41 | 3.68 | | 3.92 | 3.99 | |
| 20/03/1963 | | | | 3.06 | | 3.41 | 3.68 | | 3.92 | 3.98 | |
| 21/03/1963 | | | | 3.06 | | 3.42 | 3.68 | | 3.92 | 3.99 | |
| 22/03/1963 | | | | 3.06 | | 3.42 | 3.68 | | 3.93 | 3.99 | |
| 25/03/1963 | | | | 3.08 | | 3.43 | 3.69 | | 3.94 | 4 | |
| 26/03/1963 | | | | 3.1 | | 3.45 | 3.71 | | 3.96 | 4 | |
| 27/03/1963 | | | | 3.11 | | 3.46 | 3.72 | | 3.96 | 4 | |
| 28/03/1963 | | | | 3.11 | | 3.45 | 3.71 | | 3.96 | 4 | |
| 29/03/1963 | | | | 3.09 | | 3.44 | 3.71 | | 3.95 | 4 | |
| 01/04/1963 | | | | 3.1 | | 3.45 | 3.7 | | 3.95 | 4 | |
| 02/04/1963 | | | | 3.09 | | 3.44 | 3.7 | | 3.96 | 4.01 | |
| 03/04/1963 | | | | 3.08 | | 3.43 | 3.71 | | 3.96 | 4.01 | |
| 04/04/1963 | | | | 3.07 | | 3.43 | 3.7 | | 3.95 | 4 | |
| 05/04/1963 | | | | 3.07 | | 3.43 | 3.7 | | 3.95 | 4 | |
| 08/04/1963 | | | | 3.09 | | 3.45 | 3.72 | | 3.97 | 4.02 | |
| 09/04/1963 | | | | 3.09 | | 3.45 | 3.73 | | 3.98 | 4.02 | |

| | | | | | | |
|---|---|---|---|---|---|---|
| 10/06/1968 | 6.05 | 5.9 | 5.92 | | 5.8 | 5.45 |
| 11/06/1968 | 6.06 | 5.91 | 5.91 | | 5.79 | 5.46 |
| 12/06/1968 | 6.04 | 5.9 | 5.9 | | 5.77 | 5.45 |
| 13/06/1968 | 6.03 | 5.84 | 5.88 | | 5.76 | 5.43 |
| 14/06/1968 | 6 | 5.8 | 5.82 | | 5.72 | 5.4 |
| 17/06/1968 | 6 | 5.78 | 5.81 | | 5.71 | 5.39 |
| 18/06/1968 | 5.99 | 5.78 | 5.82 | | 5.71 | 5.4 |
| 19/06/1968 | 5.95 | 5.74 | 5.78 | | 5.67 | 5.38 |
| 20/06/1968 | 5.87 | 5.66 | 5.73 | | 5.62 | 5.35 |
| 21/06/1968 | 5.87 | 5.66 | 5.74 | | 5.6 | 5.32 |
| 24/06/1968 | 5.88 | 5.72 | 5.77 | | 5.61 | 5.32 |
| 25/06/1968 | 5.94 | 5.81 | 5.81 | | 5.64 | 5.35 |
| 26/06/1968 | 5.95 | 5.82 | 5.81 | | 5.64 | 5.36 |
| 27/06/1968 | 5.92 | 5.81 | 5.81 | | 5.65 | 5.36 |
| 28/06/1968 | 5.91 | 5.78 | 5.79 | | 5.64 | 5.36 |
| 01/07/1968 | 5.9 | 5.75 | 5.77 | | 5.62 | 5.35 |
| 02/07/1968 | 5.85 | 5.68 | 5.73 | | 5.58 | 5.34 |
| 03/07/1968 | 5.8 | 5.65 | 5.71 | | 5.57 | 5.34 |
| 04/07/1968 | ND | ND | ND | | ND | ND |
| 05/07/1968 | 5.8 | 5.63 | 5.7 | | 5.56 | 5.34 |
| 08/07/1968 | 5.71 | 5.56 | 5.65 | | 5.53 | 5.33 |
| 09/07/1968 | 5.66 | 5.53 | 5.61 | | 5.51 | 5.32 |
| 10/07/1968 | 5.69 | 5.58 | 5.64 | | 5.52 | 5.32 |
| 11/07/1968 | 5.7 | 5.59 | 5.65 | | 5.52 | 5.31 |
| 12/07/1968 | 5.73 | 5.59 | 5.65 | | 5.53 | 5.31 |
| 15/07/1968 | 5.75 | 5.64 | 5.68 | | 5.56 | 5.33 |
| 16/07/1968 | 5.75 | 5.64 | 5.68 | | 5.57 | 5.34 |
| 17/07/1968 | 5.69 | 5.56 | 5.64 | | 5.55 | 5.34 |
| 18/07/1968 | 5.65 | 5.52 | 5.62 | | 5.56 | 5.37 |
| 19/07/1968 | 5.62 | 5.48 | 5.56 | | 5.53 | 5.37 |
| 22/07/1968 | 5.55 | 5.4 | 5.47 | | 5.45 | 5.32 |
| 23/07/1968 | 5.5 | 5.37 | 5.43 | | 5.38 | 5.24 |
| 24/07/1968 | 5.53 | 5.42 | 5.46 | | 5.39 | 5.22 |
| 25/07/1968 | 5.47 | 5.4 | 5.46 | | 5.37 | 5.2 |
| 26/07/1968 | 5.47 | 5.44 | 5.5 | | 5.39 | 5.17 |
| 29/07/1968 | 5.49 | 5.48 | 5.53 | | 5.41 | 5.19 |
| 30/07/1968 | 5.51 | 5.5 | 5.53 | | 5.41 | 5.2 |
| 31/07/1968 | 5.5 | 5.48 | 5.5 | | 5.39 | 5.19 |
| 01/08/1968 | 5.3 | 5.39 | 5.47 | | 5.38 | 5.16 |
| 02/08/1968 | 5.28 | 5.36 | 5.43 | | 5.34 | 5.14 |
| 05/08/1968 | 5.34 | 5.41 | 5.48 | | 5.37 | 5.16 |
| 06/08/1968 | 5.43 | 5.46 | 5.5 | | 5.38 | 5.17 |
| 07/08/1968 | 5.37 | 5.38 | 5.45 | | 5.36 | 5.17 |
| 08/08/1968 | 5.37 | 5.39 | 5.46 | | 5.37 | 5.18 |
| 09/08/1968 | 5.38 | 5.42 | 5.47 | | 5.39 | 5.2 |
| 12/08/1968 | 5.45 | 5.47 | 5.52 | | 5.42 | 5.22 |
| 13/08/1968 | 5.48 | 5.47 | 5.52 | | 5.43 | 5.24 |
| 14/08/1968 | 5.5 | 5.44 | 5.51 | | 5.43 | 5.24 |
| 15/08/1968 | 5.54 | 5.44 | 5.52 | | 5.45 | 5.26 |
| 16/08/1968 | 5.44 | 5.4 | 5.49 | | 5.42 | 5.25 |
| 19/08/1968 | 5.45 | 5.42 | 5.49 | | 5.43 | 5.25 |
| 20/08/1968 | 5.45 | 5.42 | 5.5 | | 5.43 | 5.26 |
| 21/08/1968 | 5.46 | 5.44 | 5.52 | | 5.46 | 5.28 |
| 22/08/1968 | 5.52 | 5.47 | 5.55 | | 5.5 | 5.3 |
| 23/08/1968 | 5.46 | 5.43 | 5.52 | | 5.47 | 5.28 |
| 26/08/1968 | 5.45 | 5.41 | 5.51 | | 5.46 | 5.26 |
| 27/08/1968 | 5.44 | 5.41 | 5.51 | | 5.46 | 5.25 |
| 28/08/1968 | 5.44 | 5.4 | 5.5 | | 5.45 | 5.24 |
| 29/08/1968 | 5.44 | 5.38 | 5.49 | | 5.43 | 5.23 |
| 30/08/1968 | 5.43 | 5.36 | 5.48 | | 5.42 | 5.22 |
| 02/09/1968 | ND | ND | ND | | ND | ND |
| 03/09/1968 | 5.42 | 5.33 | 5.46 | | 5.41 | 5.22 |
| 04/09/1968 | 5.41 | 5.33 | 5.46 | | 5.43 | 5.24 |
| 05/09/1968 | 5.43 | 5.37 | 5.49 | | 5.46 | 5.26 |
| 06/09/1968 | 5.44 | 5.4 | 5.51 | | 5.48 | 5.28 |
| 09/09/1968 | 5.49 | 5.43 | 5.52 | | 5.49 | 5.29 |
| 10/09/1968 | 5.51 | 5.47 | 5.54 | | 5.51 | 5.31 |
| 11/09/1968 | 5.52 | 5.46 | 5.52 | | 5.5 | 5.31 |
| 12/09/1968 | 5.51 | 5.45 | 5.52 | | 5.49 | 5.31 |
| 13/09/1968 | 5.46 | 5.41 | 5.49 | | 5.48 | 5.3 |
| 16/09/1968 | 5.45 | 5.39 | 5.48 | | 5.46 | 5.28 |
| 17/09/1968 | 5.44 | 5.39 | 5.47 | | 5.46 | 5.27 |
| 18/09/1968 | 5.42 | 5.35 | 5.44 | | 5.42 | 5.26 |
| 19/09/1968 | 5.42 | 5.35 | 5.43 | | 5.43 | 5.26 |
| 20/09/1968 | 5.43 | 5.38 | 5.46 | | 5.45 | 5.27 |
| 23/09/1968 | 5.44 | 5.39 | 5.46 | | 5.45 | 5.27 |
| 24/09/1968 | 5.4 | 5.37 | 5.44 | | 5.44 | 5.27 |
| 25/09/1968 | 5.41 | 5.38 | 5.44 | | 5.44 | 5.27 |
| 26/09/1968 | 5.43 | 5.4 | 5.45 | | 5.45 | 5.28 |
| 27/09/1968 | 5.43 | 5.4 | 5.46 | | 5.46 | 5.29 |
| 30/09/1968 | 5.44 | 5.43 | 5.48 | | 5.49 | 5.32 |
| 01/10/1968 | 5.45 | 5.44 | 5.48 | | 5.49 | 5.33 |
| 02/10/1968 | 5.46 | 5.44 | 5.48 | | 5.49 | 5.33 |
| 03/10/1968 | 5.46 | 5.44 | 5.49 | | 5.5 | 5.34 |
| 04/10/1968 | 5.47 | 5.45 | 5.5 | | 5.52 | 5.36 |
| 07/10/1968 | 5.53 | 5.51 | 5.54 | | 5.55 | 5.39 |
| 08/10/1968 | 5.56 | 5.53 | 5.56 | | 5.57 | 5.42 |
| 09/10/1968 | 5.6 | 5.54 | 5.57 | | 5.6 | 5.45 |
| 10/10/1968 | 5.59 | 5.52 | 5.57 | | 5.61 | 5.48 |
| 11/10/1968 | 5.56 | 5.5 | 5.55 | | 5.61 | 5.48 |
| 14/10/1968 | 5.58 | 5.54 | 5.57 | | 5.62 | 5.49 |
| 15/10/1968 | 5.62 | 5.57 | 5.6 | | 5.65 | 5.52 |
| 16/10/1968 | 5.58 | 5.53 | 5.57 | | 5.62 | 5.49 |
| 17/10/1968 | 5.54 | 5.49 | 5.53 | | 5.58 | 5.44 |
| 18/10/1968 | 5.52 | 5.49 | 5.53 | | 5.57 | 5.43 |
| 21/10/1968 | 5.55 | 5.51 | 5.56 | | 5.58 | 5.43 |
| 22/10/1968 | 5.56 | 5.53 | 5.56 | | 5.58 | 5.44 |
| 23/10/1968 | 5.58 | 5.52 | 5.55 | | 5.58 | 5.44 |
| 24/10/1968 | 5.63 | 5.58 | 5.6 | | 5.61 | 5.45 |
| 25/10/1968 | 5.63 | 5.54 | 5.58 | | 5.6 | 5.45 |
| 28/10/1968 | 5.65 | 5.56 | 5.58 | | 5.61 | 5.45 |
| 29/10/1968 | 5.66 | 5.58 | 5.6 | | 5.62 | 5.47 |
| 30/10/1968 | 5.68 | 5.57 | 5.59 | | 5.63 | 5.47 |
| 31/10/1968 | 5.66 | 5.55 | 5.57 | | 5.61 | 5.46 |
| 01/11/1968 | 5.66 | 5.52 | 5.56 | | 5.61 | 5.45 |
| 04/11/1968 | 5.71 | 5.55 | 5.6 | | 5.63 | 5.47 |
| 05/11/1968 | ND | ND | ND | | ND | ND |
| 06/11/1968 | 5.71 | 5.54 | 5.59 | | 5.62 | 5.46 |
| 07/11/1968 | 5.71 | 5.55 | 5.61 | | 5.63 | 5.48 |
| 08/11/1968 | 5.74 | 5.58 | 5.64 | | 5.65 | 5.5 |
| 11/11/1968 | ND | ND | ND | | ND | ND |
| 12/11/1968 | 5.77 | 5.61 | 5.66 | | 5.68 | 5.53 |
| 13/11/1968 | 5.74 | 5.57 | 5.63 | | 5.66 | 5.53 |
| 14/11/1968 | 5.73 | 5.54 | 5.63 | | 5.66 | 5.53 |
| 15/11/1968 | 5.75 | 5.56 | 5.66 | | 5.68 | 5.54 |
| 18/11/1968 | 5.8 | 5.58 | 5.68 | | 5.71 | 5.56 |
| 19/11/1968 | 5.8 | 5.6 | 5.7 | | 5.74 | 5.59 |
| 20/11/1968 | 5.77 | 5.57 | 5.69 | | 5.74 | 5.6 |
| 21/11/1968 | 5.75 | 5.56 | 5.68 | | 5.73 | 5.6 |
| 22/11/1968 | 5.75 | 5.57 | 5.69 | | 5.74 | 5.61 |
| 25/11/1968 | 5.75 | 5.57 | 5.7 | | 5.75 | 5.62 |
| 26/11/1968 | 5.75 | 5.58 | 5.71 | | 5.76 | 5.63 |
| 27/11/1968 | 5.76 | 5.6 | 5.71 | | 5.76 | 5.64 |
| 28/11/1968 | ND | ND | ND | | ND | ND |
| 29/11/1968 | 5.78 | 5.62 | 5.72 | | 5.78 | 5.66 |
| 02/12/1968 | 5.86 | 5.74 | 5.85 | | 5.89 | 5.76 |
| 03/12/1968 | 5.96 | 5.89 | 5.96 | | 5.96 | 5.79 |
| 04/12/1968 | 6.01 | 5.96 | 5.99 | | 5.95 | 5.77 |
| 05/12/1968 | 5.98 | 5.94 | 5.98 | | 5.93 | 5.75 |
| 06/12/1968 | 5.97 | 5.93 | 5.97 | | 5.91 | 5.74 |
| 09/12/1968 | 5.99 | 5.97 | 6.01 | | 5.92 | 5.76 |
| 10/12/1968 | 6 | 6.02 | 6.04 | | 5.93 | 5.78 |
| 11/12/1968 | 6.04 | 6.03 | 6.01 | | 5.93 | 5.78 |
| 12/12/1968 | 6.05 | 6.06 | 6.05 | | 5.94 | 5.81 |
| 13/12/1968 | 6.04 | 6.04 | 6.02 | | 5.93 | 5.81 |
| 16/12/1968 | 6.06 | 6.09 | 6.05 | | 5.96 | 5.82 |
| 17/12/1968 | 6.09 | 6.11 | 6.06 | | 5.97 | 5.84 |
| 18/12/1968 | 6.2 | 6.22 | 6.11 | | 6 | 5.86 |
| 19/12/1968 | 6.3 | 6.32 | 6.17 | | 6.07 | 5.94 |
| 20/12/1968 | 6.53 | 6.42 | 6.24 | | 6.14 | 6.02 |
| 23/12/1968 | 6.64 | 6.52 | 6.32 | | 6.23 | 6.07 |
| 24/12/1968 | 6.62 | 6.51 | 6.34 | | 6.27 | 6.12 |
| 25/12/1968 | ND | ND | ND | | ND | ND |
| 26/12/1968 | 6.38 | 6.33 | 6.28 | | 6.17 | 6.03 |
| 27/12/1968 | 6.41 | 6.38 | 6.32 | | 6.2 | 6.03 |
| 30/12/1968 | 6.47 | 6.41 | 6.36 | | 6.21 | 6.02 |
| 31/12/1968 | 6.46 | 6.37 | 6.33 | | 6.16 | 5.98 |
| 01/01/1969 | ND | ND | ND | | ND | ND |
| 02/01/1969 | 6.42 | 6.32 | 6.29 | | 6.04 | 5.92 |
| 03/01/1969 | 6.42 | 6.3 | 6.28 | | 6.01 | 5.94 |
| 06/01/1969 | 6.46 | 6.34 | 6.34 | | 6.04 | 5.98 |
| 07/01/1969 | 6.58 | 6.44 | 6.43 | | 6.14 | 6.08 |
| 08/01/1969 | 6.51 | 6.4 | 6.38 | | 6.09 | 6.04 |
| 09/01/1969 | 6.46 | 6.34 | 6.34 | | 6.04 | 5.99 |
| 10/01/1969 | 6.43 | 6.31 | 6.32 | | 6.03 | 5.96 |
| 13/01/1969 | 6.41 | 6.29 | 6.3 | | 6.04 | 5.98 |
| 14/01/1969 | 6.37 | 6.26 | 6.27 | | 6.04 | 5.98 |
| 15/01/1969 | 6.31 | 6.2 | 6.19 | | 6.02 | 5.98 |
| 16/01/1969 | 6.18 | 6.06 | 6.11 | | 5.98 | 5.94 |
| 17/01/1969 | 6.19 | 6.06 | 6.14 | | 5.97 | 5.96 |
| 20/01/1969 | 6.16 | 6.02 | 6.11 | | 5.95 | 5.94 |
| 21/01/1969 | 6.2 | 6.09 | 6.15 | | 5.97 | 5.95 |
| 22/01/1969 | 6.26 | 6.14 | 6.21 | | 6.03 | 5.97 |
| 23/01/1969 | 6.25 | 6.13 | 6.21 | | 6.02 | 5.97 |
| 24/01/1969 | 6.24 | 6.13 | 6.19 | | 6.01 | 5.96 |
| 27/01/1969 | 6.26 | 6.15 | 6.2 | | 6.03 | 5.98 |
| 28/01/1969 | 6.27 | 6.17 | 6.22 | | 6.05 | 6.01 |
| 29/01/1969 | 6.3 | 6.2 | 6.24 | | 6.09 | 6.04 |
| 30/01/1969 | 6.38 | 6.23 | 6.28 | | 6.14 | 6.07 |
| 31/01/1969 | 6.41 | 6.26 | 6.3 | | 6.19 | 6.14 |
| 03/02/1969 | 6.42 | 6.27 | 6.32 | | 6.22 | 6.18 |
| 04/02/1969 | 6.39 | 6.23 | 6.3 | | 6.2 | 6.14 |
| 05/02/1969 | 6.41 | 6.25 | 6.32 | | 6.19 | 6.13 |
| 06/02/1969 | 6.43 | 6.29 | 6.34 | | 6.2 | 6.13 |
| 07/02/1969 | 6.42 | 6.26 | 6.3 | | 6.14 | 6.06 |
| 10/02/1969 | 6.42 | 6.25 | 6.3 | | 6.14 | 6.06 |
| 11/02/1969 | 6.4 | 6.23 | 6.27 | | 6.1 | 6.02 |
| 12/02/1969 | ND | ND | ND | | ND | ND |
| 13/02/1969 | 6.37 | 6.21 | 6.27 | | 6.09 | 6 |
| 14/02/1969 | 6.38 | 6.24 | 6.29 | | 6.11 | 6.02 |
| 17/02/1969 | 6.4 | 6.28 | 6.32 | | 6.14 | 6.05 |
| 18/02/1969 | 6.42 | 6.31 | 6.34 | | 6.16 | 6.08 |
| 19/02/1969 | 6.42 | 6.37 | 6.36 | | 6.2 | 6.11 |
| 20/02/1969 | 6.43 | 6.39 | 6.37 | | 6.23 | 6.14 |
| 21/02/1969 | 6.4 | 6.38 | 6.37 | | 6.24 | 6.15 |
| 24/02/1969 | 6.4 | 6.38 | 6.35 | | 6.22 | 6.14 |
| 25/02/1969 | 6.4 | 6.38 | 6.38 | | 6.24 | 6.14 |
| 26/02/1969 | 6.4 | 6.41 | 6.4 | | 6.24 | 6.14 |
| 27/02/1969 | 6.46 | 6.49 | 6.45 | | 6.27 | 6.17 |
| 28/02/1969 | 6.47 | 6.5 | 6.44 | | 6.26 | 6.17 |
| 03/03/1969 | 6.48 | 6.51 | 6.45 | | 6.25 | 6.15 |
| 04/03/1969 | 6.44 | 6.46 | 6.42 | | 6.24 | 6.14 |
| 05/03/1969 | 6.42 | 6.48 | 6.43 | | 6.24 | 6.15 |
| 06/03/1969 | 6.43 | 6.5 | 6.45 | | 6.26 | 6.17 |
| 07/03/1969 | 6.43 | 6.5 | 6.45 | | 6.27 | 6.18 |
| 10/03/1969 | 6.41 | 6.47 | 6.45 | | 6.27 | 6.2 |
| 11/03/1969 | 6.37 | 6.44 | 6.45 | | 6.3 | 6.22 |
| 12/03/1969 | 6.31 | 6.38 | 6.42 | | 6.31 | 6.24 |
| 13/03/1969 | 6.32 | 6.37 | 6.42 | | 6.32 | 6.27 |
| 14/03/1969 | 6.29 | 6.33 | 6.39 | | 6.31 | 6.29 |
| 17/03/1969 | 6.35 | 6.4 | 6.44 | | 6.35 | 6.32 |
| 18/03/1969 | 6.33 | 6.37 | 6.44 | | 6.35 | 6.32 |
| 19/03/1969 | 6.3 | 6.35 | 6.4 | | 6.32 | 6.25 |
| 20/03/1969 | 6.3 | 6.34 | 6.39 | | 6.31 | 6.25 |
| 21/03/1969 | 6.28 | 6.33 | 6.37 | | 6.29 | 6.22 |
| 24/03/1969 | 6.26 | 6.26 | 6.35 | | 6.28 | 6.19 |
| 25/03/1969 | 6.27 | 6.31 | 6.38 | | 6.3 | 6.22 |
| 26/03/1969 | 6.27 | 6.3 | 6.37 | | 6.32 | 6.24 |
| 27/03/1969 | 6.28 | 6.29 | 6.38 | | 6.33 | 6.24 |
| 28/03/1969 | 6.27 | 6.28 | 6.36 | | 6.3 | 6.22 |
| 31/03/1969 | ND | ND | ND | | ND | ND |
| 01/04/1969 | 6.24 | 6.23 | 6.32 | | 6.25 | 6.16 |
| 02/04/1969 | 6.25 | 6.27 | 6.32 | | 6.25 | 6.17 |
| 03/04/1969 | 6.25 | 6.29 | 6.34 | | 6.26 | 6.18 |
| 04/04/1969 | ND | ND | ND | | ND | ND |
| 07/04/1969 | 6.31 | 6.32 | 6.37 | | 6.28 | 6.18 |
| 08/04/1969 | 6.24 | 6.29 | 6.33 | | 6.25 | 6.14 |
| 09/04/1969 | 6.23 | 6.22 | 6.26 | | 6.19 | 6.09 |
| 10/04/1969 | 6.23 | 6.25 | 6.27 | | 6.18 | 6.09 |
| 11/04/1969 | 6.22 | 6.22 | 6.26 | | 6.15 | 6.03 |
| 14/04/1969 | 6.19 | 6.14 | 6.2 | | 6.06 | 5.91 |
| 15/04/1969 | 6.25 | 6.24 | 6.26 | | 6.11 | 5.97 |
| 16/04/1969 | 6.23 | 6.22 | 6.24 | | 6.1 | 5.96 |
| 17/04/1969 | 6.28 | 6.24 | 6.27 | | 6.13 | 5.99 |
| 18/04/1969 | 6.29 | 6.27 | 6.3 | | 6.16 | 6.02 |
| 21/04/1969 | 6.29 | 6.22 | 6.28 | | 6.14 | 5.98 |
| 22/04/1969 | 6.28 | 6.2 | 6.26 | | 6.12 | 5.95 |
| 23/04/1969 | 6.28 | 6.22 | 6.26 | | 6.12 | 5.94 |
| 24/04/1969 | 6.29 | 6.25 | 6.29 | | 6.14 | 5.96 |
| 25/04/1969 | 6.27 | 6.28 | 6.3 | | 6.15 | 5.97 |
| 28/04/1969 | 6.26 | 6.31 | 6.34 | | 6.19 | 5.99 |
| 29/04/1969 | 6.26 | 6.34 | 6.38 | | 6.21 | 6 |
| 30/04/1969 | 6.26 | 6.32 | 6.37 | | 6.2 | 5.98 |
| 01/05/1969 | 6.32 | 6.39 | 6.46 | | 6.25 | 5.98 |
| 02/05/1969 | 6.33 | 6.38 | 6.45 | | 6.23 | 5.95 |
| 05/05/1969 | 6.31 | 6.37 | 6.45 | | 6.19 | 5.91 |
| 06/05/1969 | 6.32 | 6.38 | 6.46 | | 6.22 | 5.92 |
| 07/05/1969 | 6.33 | 6.4 | 6.47 | | 6.22 | 5.93 |
| 08/05/1969 | 6.34 | 6.39 | 6.46 | | 6.2 | 5.92 |
| 09/05/1969 | 6.42 | 6.42 | 6.48 | | 6.23 | 5.96 |
| 12/05/1969 | 6.45 | 6.47 | 6.52 | | 6.27 | 5.99 |
| 13/05/1969 | 6.42 | 6.44 | 6.49 | | 6.25 | 5.99 |
| 14/05/1969 | 6.38 | 6.42 | 6.46 | | 6.24 | 5.98 |
| 15/05/1969 | 6.4 | 6.46 | 6.49 | | 6.26 | 6.01 |
| 16/05/1969 | 6.43 | 6.53 | 6.54 | | 6.31 | 6.07 |
| 19/05/1969 | 6.46 | 6.61 | 6.58 | | 6.36 | 6.13 |
| 20/05/1969 | 6.44 | 6.59 | 6.57 | | 6.36 | 6.14 |
| 21/05/1969 | 6.39 | 6.54 | 6.55 | | 6.36 | 6.16 |
| 22/05/1969 | 6.4 | 6.56 | 6.56 | | 6.36 | 6.22 |
| 23/05/1969 | 6.43 | 6.6 | 6.59 | | 6.38 | 6.3 |
| 26/05/1969 | 6.48 | 6.63 | 6.62 | | 6.44 | 6.35 |
| 27/05/1969 | 6.58 | 6.68 | 6.67 | | 6.54 | 6.41 |
| 28/05/1969 | 6.63 | 6.69 | 6.68 | | 6.56 | 6.46 |
| 29/05/1969 | 6.64 | 6.7 | 6.69 | | 6.56 | 6.43 |
| 30/05/1969 | ND | ND | ND | | ND | ND |
| 02/06/1969 | 6.65 | 6.72 | 6.69 | | 6.56 | 6.41 |
| 03/06/1969 | 6.69 | 6.71 | 6.69 | | 6.55 | 6.39 |
| 04/06/1969 | 6.78 | 6.74 | 6.71 | | 6.56 | 6.36 |
| 05/06/1969 | 6.91 | 6.74 | 6.69 | | 6.54 | 6.35 |
| 06/06/1969 | 6.94 | 6.73 | 6.68 | | 6.52 | 6.31 |
| 09/06/1969 | 7.18 | 6.83 | 6.76 | | 6.59 | 6.36 |
| 10/06/1969 | 7.08 | 6.76 | 6.72 | | 6.56 | 6.3 |
| 11/06/1969 | 7.15 | 6.77 | 6.73 | | 6.56 | 6.27 |
| 12/06/1969 | 7.07 | 6.72 | 6.7 | | 6.54 | 6.22 |
| 13/06/1969 | 6.96 | 6.7 | 6.66 | | 6.51 | 6.2 |
| 16/06/1969 | 6.85 | 6.68 | 6.64 | | 6.49 | 6.19 |
| 17/06/1969 | 6.85 | 6.72 | 6.68 | | 6.52 | 6.26 |
| 18/06/1969 | 6.87 | 6.74 | 6.68 | | 6.53 | 6.25 |
| 19/06/1969 | 6.95 | 6.82 | 6.74 | | 6.57 | 6.26 |
| 20/06/1969 | 7.05 | 6.87 | 6.76 | | 6.59 | 6.28 |
| 23/06/1969 | 7.1 | 6.92 | 6.78 | | 6.6 | 6.27 |
| 24/06/1969 | 7.24 | 6.98 | 6.82 | | 6.63 | 6.27 |
| 25/06/1969 | 7.3 | 7.01 | 6.85 | | 6.63 | 6.25 |
| 26/06/1969 | 7.29 | 6.96 | 6.84 | | 6.62 | 6.21 |
| 27/06/1969 | 7.39 | 7.08 | 6.88 | | 6.66 | 6.25 |
| 30/06/1969 | 7.58 | 7.21 | 6.98 | | 6.73 | 6.28 |
| 01/07/1969 | 7.67 | 7.27 | 7.02 | 6.88 | 6.75 | 6.29 |
| 02/07/1969 | 7.77 | 7.32 | 7.04 | 6.89 | 6.77 | 6.32 |
| 03/07/1969 | 7.73 | 7.3 | 7.01 | 6.85 | 6.75 | 6.29 |
| 04/07/1969 | ND | ND | ND | ND | ND | ND |
| 07/07/1969 | 7.76 | 7.32 | 7.02 | 6.86 | 6.76 | 6.33 |
| 08/07/1969 | 7.71 | 7.34 | 7.04 | 6.87 | 6.79 | 6.35 |
| 09/07/1969 | 7.76 | 7.38 | 7.08 | 6.9 | 6.82 | 6.37 |
| 10/07/1969 | 7.68 | 7.33 | 7.04 | 6.86 | 6.78 | 6.33 |
| 11/07/1969 | 7.5 | 7.14 | 6.88 | 6.71 | 6.64 | 6.19 |
| 14/07/1969 | 7.59 | 7.24 | 6.94 | 6.77 | 6.69 | 6.22 |
| 15/07/1969 | 7.6 | 7.28 | 6.97 | 6.8 | 6.72 | 6.27 |
| 16/07/1969 | 7.48 | 7.22 | 6.92 | 6.75 | 6.67 | 6.25 |
| 17/07/1969 | 7.49 | 7.25 | 6.95 | 6.74 | 6.69 | 6.27 |
| 18/07/1969 | 7.5 | 7.25 | 6.97 | 6.76 | 6.7 | 6.26 |
| 21/07/1969 | ND | ND | ND | ND | ND | ND |
| 22/07/1969 | 7.53 | 7.35 | 7.04 | 6.74 | 6.66 | 6.22 |
| 23/07/1969 | 7.53 | 7.36 | 7.05 | 6.76 | 6.68 | 6.23 |
| 24/07/1969 | 7.53 | 7.36 | 7.06 | 6.78 | 6.7 | 6.25 |
| 25/07/1969 | 7.54 | 7.36 | 7.07 | 6.79 | 6.71 | 6.26 |
| 28/07/1969 | 7.6 | 7.38 | 7.07 | 6.82 | 6.73 | 6.28 |
| 29/07/1969 | 7.59 | 7.37 | 7.07 | 6.8 | 6.72 | 6.26 |
| 30/07/1969 | 7.56 | 7.38 | 7.06 | 6.79 | 6.72 | 6.26 |
| 31/07/1969 | 7.57 | 7.3 | 6.98 | 6.71 | 6.66 | 6.23 |
| 01/08/1969 | 7.58 | 7.31 | 6.98 | 6.71 | 6.66 | 6.25 |
| 04/08/1969 | 7.5 | 7.24 | 6.94 | 6.67 | 6.63 | 6.21 |
| 05/08/1969 | 7.45 | 7.19 | 6.91 | 6.65 | 6.6 | 6.18 |
| 06/08/1969 | 7.47 | 7.22 | 6.94 | 6.68 | 6.62 | 6.18 |
| 07/08/1969 | 7.47 | 7.23 | 6.95 | 6.69 | 6.63 | 6.17 |
| 08/08/1969 | 7.51 | 7.26 | 6.98 | 6.72 | 6.64 | 6.17 |
| 11/08/1969 | 7.58 | 7.33 | 7.04 | 6.78 | 6.69 | 6.18 |
| 12/08/1969 | 7.62 | 7.37 | 7.07 | 6.8 | 6.7 | 6.2 |
| 13/08/1969 | 7.63 | 7.37 | 7.07 | 6.8 | 6.7 | 6.21 |
| 14/08/1969 | 7.54 | 7.33 | 7.05 | 6.78 | 6.68 | 6.22 |
| 15/08/1969 | 7.54 | 7.3 | 7.05 | 6.79 | 6.68 | 6.22 |
| 18/08/1969 | 7.44 | 7.24 | 7.01 | 6.76 | 6.66 | 6.18 |
| 19/08/1969 | 7.41 | 7.21 | 7 | 6.75 | 6.65 | 6.18 |
| 20/08/1969 | 7.41 | 7.21 | 6.99 | 6.76 | 6.66 | 6.2 |
| 21/08/1969 | 7.45 | 7.24 | 7.01 | 6.78 | 6.68 | 6.21 |
| 22/08/1969 | 7.53 | 7.28 | 7.03 | 6.81 | 6.71 | 6.23 |
| 25/08/1969 | 7.57 | 7.3 | 7.04 | 6.84 | 6.72 | 6.24 |
| 26/08/1969 | 7.63 | 7.35 | 7.09 | 6.89 | 6.76 | 6.26 |
| 27/08/1969 | 7.64 | 7.38 | 7.11 | 6.92 | 6.79 | 6.28 |
| 28/08/1969 | 7.68 | 7.4 | 7.14 | 6.97 | 6.83 | 6.32 |
| 29/08/1969 | 7.64 | 7.37 | 7.13 | 6.97 | 6.83 | 6.32 |
| 01/09/1969 | ND | ND | ND | ND | ND | ND |
| 02/09/1969 | 7.7 | 7.41 | 7.17 | 7.02 | 6.87 | 6.36 |
| 03/09/1969 | 7.76 | 7.48 | 7.24 | 7.09 | 6.94 | 6.41 |
| 04/09/1969 | 7.75 | 7.52 | 7.26 | 7.1 | 6.96 | 6.42 |
| 05/09/1969 | 7.74 | 7.6 | 7.33 | 7.14 | 6.99 | 6.44 |
| 08/09/1969 | 7.81 | 7.68 | 7.39 | 7.2 | 7.03 | 6.48 |
| 09/09/1969 | 7.8 | 7.65 | 7.4 | 7.2 | 7.04 | 6.47 |
| 10/09/1969 | 7.79 | 7.62 | 7.38 | 7.18 | 7.02 | 6.45 |
| 11/09/1969 | 7.79 | 7.69 | 7.44 | 7.23 | 7.05 | 6.44 |
| 12/09/1969 | 7.8 | 7.74 | 7.48 | 7.27 | 7.08 | 6.46 |
| 15/09/1969 | 7.82 | 7.76 | 7.5 | 7.28 | 7.09 | 6.48 |
| 16/09/1969 | 7.82 | 7.78 | 7.54 | 7.32 | 7.14 | 6.51 |
| 17/09/1969 | 7.79 | 7.77 | 7.56 | 7.34 | 7.14 | 6.55 |
| 18/09/1969 | 7.83 | 7.89 | 7.71 | 7.49 | 7.27 | 6.6 |
| 19/09/1969 | 7.81 | 7.87 | 7.72 | 7.51 | 7.28 | 6.59 |
| 22/09/1969 | 7.8 | 7.87 | 7.72 | 7.51 | 7.26 | 6.58 |
| 23/09/1969 | 7.78 | 7.84 | 7.71 | 7.5 | 7.26 | 6.59 |

| | | | | | | |
|---|---|---|---|---|---|---|
| 08/01/1971 | 4.98 | 5.92 | 6.06 | 6.33 | 6.44 | 6.31 |
| 11/01/1971 | 4.84 | 5.84 | 6.01 | 6.28 | 6.39 | 6.28 |
| 12/01/1971 | 4.76 | 5.79 | 5.98 | 6.24 | 6.35 | 6.25 |
| 13/01/1971 | 4.7 | 5.71 | 5.91 | 6.19 | 6.29 | 6.22 |
| 14/01/1971 | 4.56 | 5.59 | 5.85 | 6.13 | 6.22 | 6.16 |
| 15/01/1971 | 4.54 | 5.59 | 5.84 | 6.14 | 6.22 | 6.16 |
| 18/01/1971 | 4.5 | 5.55 | 5.86 | 6.1 | 6.16 | 6.11 |
| 19/01/1971 | 4.42 | 5.54 | 5.86 | 6.11 | 6.17 | 6.12 |
| 20/01/1971 | 4.32 | 5.49 | 5.82 | 6.1 | 6.15 | 6.12 |
| 21/01/1971 | 4.26 | 5.33 | 5.75 | 6.03 | 6.09 | 6.08 |
| 22/01/1971 | 4.25 | 5.32 | 5.77 | 6.03 | 6.06 | 6.04 |
| 25/01/1971 | 4.25 | 5.34 | 5.76 | 6.03 | 6.05 | 6.02 |
| 26/01/1971 | 4.28 | 5.36 | 5.8 | 6.06 | 6.07 | 6.04 |
| 27/01/1971 | 4.3 | 5.38 | 5.79 | 6.07 | 6.09 | 6.06 |
| 28/01/1971 | 4.26 | 5.34 | 5.78 | 6.06 | 6.08 | 6.06 |
| 29/01/1971 | 4.23 | 5.34 | 5.78 | 6.07 | 6.09 | 6.07 |
| 01/02/1971 | 4.22 | 5.35 | 5.79 | 6.08 | 6.09 | 6.09 |
| 02/02/1971 | 4.2 | 5.34 | 5.77 | 6.08 | 6.11 | 6.1 |
| 03/02/1971 | 4.19 | 5.34 | 5.78 | 6.08 | 6.11 | 6.1 |
| 04/02/1971 | 4.14 | 5.28 | 5.74 | 6.08 | 6.1 | 6.1 |
| 05/02/1971 | 4.09 | 5.25 | 5.72 | 6.07 | 6.1 | 6.09 |
| 08/02/1971 | 4.06 | 5.22 | 5.69 | 6.05 | 6.09 | 6.08 |
| 09/02/1971 | 3.97 | 5.14 | 5.62 | 6.02 | 6.07 | 6.07 |
| 10/02/1971 | 3.95 | 5.15 | 5.64 | 6.02 | 6.08 | 6.07 |
| 11/02/1971 | 3.87 | 5.11 | 5.61 | 6 | 6.08 | 6.09 |
| 12/02/1971 | ND | ND | ND | ND | ND | ND |
| 15/02/1971 | ND | ND | ND | ND | ND | ND |
| 16/02/1971 | 3.85 | 5.08 | 5.59 | 5.97 | 6.11 | 6.12 |
| 17/02/1971 | 3.77 | 4.99 | 5.51 | 5.9 | 6.11 | 6.13 |
| 18/02/1971 | 3.63 | 4.88 | 5.42 | 5.81 | 6.11 | 6.14 |
| 19/02/1971 | 3.6 | 4.86 | 5.36 | 5.76 | 6.12 | 6.16 |
| 22/02/1971 | 3.66 | 4.87 | 5.39 | 5.79 | 6.15 | 6.19 |
| 23/02/1971 | 3.68 | 4.9 | 5.41 | 5.81 | 6.18 | 6.22 |
| 24/02/1971 | 3.69 | 4.86 | 5.38 | 5.78 | 6.16 | 6.24 |
| 25/02/1971 | 3.67 | 4.81 | 5.34 | 5.75 | 6.11 | 6.22 |
| 26/02/1971 | 3.69 | 4.84 | 5.36 | 5.78 | 6.14 | 6.24 |
| 01/03/1971 | 3.7 | 4.84 | 5.35 | 5.77 | 6.12 | 6.24 |
| 02/03/1971 | 3.71 | 4.81 | 5.35 | 5.76 | 6.09 | 6.21 |
| 03/03/1971 | 3.73 | 4.78 | 5.31 | 5.73 | 6.05 | 6.19 |
| 04/03/1971 | 3.73 | 4.75 | 5.25 | 5.72 | 6.05 | 6.19 |
| 05/03/1971 | 3.72 | 4.71 | 5.22 | 5.7 | 6.03 | 6.18 |
| 08/03/1971 | 3.68 | 4.64 | 5.16 | 5.65 | 5.99 | 6.16 |
| 09/03/1971 | 3.6 | 4.52 | 5.04 | 5.55 | 5.9 | 6.08 |
| 10/03/1971 | 3.58 | 4.48 | 4.99 | 5.48 | 5.8 | 5.99 |
| 11/03/1971 | 3.48 | 4.33 | 4.88 | 5.36 | 5.69 | 5.92 |
| 12/03/1971 | 3.55 | 4.42 | 4.97 | 5.42 | 5.72 | 5.94 |
| 15/03/1971 | 3.58 | 4.4 | 4.93 | 5.38 | 5.7 | 5.94 |
| 16/03/1971 | 3.57 | 4.37 | 4.9 | 5.35 | 5.68 | 5.92 |
| 17/03/1971 | 3.6 | 4.33 | 4.83 | 5.3 | 5.61 | 5.87 |
| 18/03/1971 | 3.62 | 4.28 | 4.78 | 5.23 | 5.55 | 5.82 |
| 19/03/1971 | 3.62 | 4.29 | 4.79 | 5.23 | 5.51 | 5.78 |
| 22/03/1971 | 3.63 | 4.27 | 4.74 | 5.15 | 5.42 | 5.72 |
| 23/03/1971 | 3.69 | 4.31 | 4.77 | 5.15 | 5.38 | 5.69 |
| 24/03/1971 | 3.7 | 4.38 | 4.82 | 5.18 | 5.41 | 5.72 |
| 25/03/1971 | 3.74 | 4.45 | 4.86 | 5.22 | 5.43 | 5.75 |
| 26/03/1971 | 3.81 | 4.53 | 4.98 | 5.3 | 5.48 | 5.79 |
| 29/03/1971 | 3.91 | 4.58 | 5.07 | 5.38 | 5.54 | 5.83 |
| 30/03/1971 | 3.94 | 4.56 | 5.04 | 5.34 | 5.5 | 5.81 |
| 31/03/1971 | 3.92 | 4.56 | 5.06 | 5.36 | 5.53 | 5.83 |
| 01/04/1971 | 3.96 | 4.62 | 5.16 | 5.46 | 5.58 | 5.85 |
| 02/04/1971 | 4.02 | 4.68 | 5.22 | 5.53 | 5.6 | 5.88 |
| 05/04/1971 | 4.07 | 4.75 | 5.3 | 5.61 | 5.63 | 5.89 |
| 06/04/1971 | 4.05 | 4.75 | 5.27 | 5.57 | 5.6 | 5.87 |
| 07/04/1971 | 4.05 | 4.78 | 5.29 | 5.58 | 5.58 | 5.86 |
| 08/04/1971 | 4.12 | 4.9 | 5.42 | 5.7 | 5.62 | 5.86 |
| 09/04/1971 | ND | ND | ND | ND | ND | ND |
| 12/04/1971 | 4.35 | 5.09 | 5.63 | 5.84 | 5.73 | 5.94 |
| 13/04/1971 | 4.29 | 5.08 | 5.54 | 5.78 | 5.72 | 5.96 |
| 14/04/1971 | 4.22 | 5.15 | 5.58 | 5.84 | 5.77 | 5.96 |
| 15/04/1971 | 4.22 | 5.2 | 5.58 | 5.86 | 5.8 | 5.98 |
| 16/04/1971 | 4.23 | 5.24 | 5.61 | 5.88 | 5.82 | 5.98 |
| 19/04/1971 | 4.24 | 5.28 | 5.66 | 5.94 | 5.88 | 6.01 |
| 20/04/1971 | 4.26 | 5.41 | 5.78 | 6.03 | 5.97 | 6.08 |
| 21/04/1971 | 4.33 | 5.49 | 5.88 | 6.08 | 6.04 | 6.14 |
| 22/04/1971 | 4.33 | 5.46 | 5.85 | 6.03 | 6.02 | 6.13 |
| 23/04/1971 | 4.4 | 5.47 | 5.86 | 6.02 | 6.01 | 6.12 |
| 26/04/1971 | 4.48 | 5.52 | 5.89 | 6.03 | 6 | 6.12 |
| 27/04/1971 | 4.58 | 5.59 | 5.97 | 6.05 | 6 | 6.12 |
| 28/04/1971 | 4.67 | 5.59 | 5.99 | 6.03 | 5.99 | 6.09 |
| 29/04/1971 | 4.76 | 5.76 | 6.14 | 6.17 | 6.07 | 6.1 |
| 30/04/1971 | 4.77 | 5.76 | 6.08 | 6.17 | 6.08 | 6.1 |
| 03/05/1971 | 4.79 | 5.81 | 6.09 | 6.2 | 6.15 | 6.16 |
| 04/05/1971 | 4.85 | 5.85 | 6.14 | 6.26 | 6.25 | 6.27 |
| 05/05/1971 | 4.91 | 5.91 | 6.2 | 6.32 | 6.26 | 6.27 |
| 06/05/1971 | 4.91 | 5.92 | 6.2 | 6.32 | 6.28 | 6.29 |
| 07/05/1971 | 4.86 | 5.89 | 6.18 | 6.29 | 6.25 | 6.27 |
| 10/05/1971 | 4.85 | 5.82 | 6.13 | 6.24 | 6.22 | 6.25 |
| 11/05/1971 | 4.84 | 5.84 | 6.17 | 6.29 | 6.26 | 6.26 |
| 12/05/1971 | 4.92 | 5.92 | 6.25 | 6.38 | 6.35 | 6.33 |
| 13/05/1971 | 5.08 | 6.05 | 6.33 | 6.48 | 6.47 | 6.39 |
| 14/05/1971 | 5.13 | 6.09 | 6.38 | 6.5 | 6.49 | 6.42 |
| 17/05/1971 | 5.26 | 6.2 | 6.5 | 6.62 | 6.57 | 6.44 |
| 18/05/1971 | 5.33 | 6.28 | 6.6 | 6.71 | 6.65 | 6.49 |
| 19/05/1971 | 5.17 | 6.14 | 6.49 | 6.63 | 6.6 | 6.47 |
| 20/05/1971 | 5.04 | 5.96 | 6.32 | 6.48 | 6.49 | 6.35 |
| 21/05/1971 | 5.18 | 6.05 | 6.41 | 6.57 | 6.53 | 6.35 |
| 24/05/1971 | 5.22 | 6.04 | 6.37 | 6.54 | 6.49 | 6.34 |
| 25/05/1971 | 5.16 | 5.96 | 6.3 | 6.47 | 6.44 | 6.31 |
| 26/05/1971 | 5.05 | 5.84 | 6.18 | 6.37 | 6.37 | 6.27 |
| 27/05/1971 | 5.04 | 5.84 | 6.16 | 6.34 | 6.35 | 6.25 |
| 28/05/1971 | 5.13 | 5.91 | 6.24 | 6.4 | 6.38 | 6.27 |
| 31/05/1971 | ND | ND | ND | ND | ND | ND |
| 01/06/1971 | 5.15 | 5.9 | 6.27 | 6.42 | 6.36 | 6.24 |
| 02/06/1971 | 5.01 | 5.76 | 6.13 | 6.3 | 6.24 | 6.17 |
| 03/06/1971 | 4.98 | 5.78 | 6.13 | 6.29 | 6.19 | 6.14 |
| 04/06/1971 | 5.07 | 5.87 | 6.22 | 6.36 | 6.26 | 6.21 |
| 07/06/1971 | 5.29 | 6.04 | 6.36 | 6.48 | 6.34 | 6.26 |
| 08/06/1971 | 5.32 | 6.1 | 6.37 | 6.5 | 6.38 | 6.3 |
| 09/06/1971 | 5.39 | 6.15 | 6.45 | 6.58 | 6.44 | 6.34 |
| 10/06/1971 | 5.44 | 6.2 | 6.48 | 6.6 | 6.48 | 6.36 |
| 11/06/1971 | 5.56 | 6.25 | 6.5 | 6.63 | 6.5 | 6.36 |
| 14/06/1971 | 5.75 | 6.41 | 6.66 | 6.77 | 6.63 | 6.47 |
| 15/06/1971 | 5.88 | 6.61 | 6.76 | 6.86 | 6.73 | 6.56 |
| 16/06/1971 | 5.86 | 6.55 | 6.66 | 6.78 | 6.68 | 6.52 |
| 17/06/1971 | 5.8 | 6.56 | 6.67 | 6.73 | 6.68 | 6.52 |
| 18/06/1971 | 5.74 | 6.49 | 6.61 | 6.72 | 6.58 | 6.46 |
| 21/06/1971 | 5.7 | 6.4 | 6.51 | 6.64 | 6.53 | 6.4 |
| 22/06/1971 | 5.84 | 6.46 | 6.61 | 6.74 | 6.62 | 6.45 |
| 23/06/1971 | 5.9 | 6.45 | 6.58 | 6.71 | 6.61 | 6.45 |
| 24/06/1971 | 5.89 | 6.44 | 6.61 | 6.73 | 6.61 | 6.46 |
| 25/06/1971 | 5.98 | 6.52 | 6.66 | 6.77 | 6.62 | 6.45 |
| 28/06/1971 | 6.13 | 6.63 | 6.73 | 6.82 | 6.64 | 6.45 |
| 29/06/1971 | 6.22 | 6.76 | 6.82 | 6.89 | 6.67 | 6.45 |
| 30/06/1971 | 6.24 | 6.77 | 6.86 | 6.93 | 6.7 | 6.44 |
| 01/07/1971 | 6.18 | 6.74 | 6.83 | 6.91 | 6.69 | 6.43 |
| 02/07/1971 | 6.14 | 6.73 | 6.81 | 6.9 | 6.69 | 6.41 |
| 05/07/1971 | ND | ND | ND | ND | ND | ND |
| 06/07/1971 | 6.14 | 6.72 | 6.8 | 6.89 | 6.68 | 6.39 |
| 07/07/1971 | 6.03 | 6.67 | 6.76 | 6.86 | 6.66 | 6.38 |
| 08/07/1971 | 6.04 | 6.67 | 6.77 | 6.87 | 6.67 | 6.38 |
| 09/07/1971 | 6.03 | 6.69 | 6.8 | 6.88 | 6.68 | 6.38 |
| 12/07/1971 | 5.85 | 6.58 | 6.68 | 6.78 | 6.6 | 6.32 |
| 13/07/1971 | 5.82 | 6.6 | 6.7 | 6.8 | 6.61 | 6.3 |
| 14/07/1971 | 5.81 | 6.61 | 6.71 | 6.8 | 6.6 | 6.28 |
| 15/07/1971 | 5.77 | 6.61 | 6.71 | 6.79 | 6.59 | 6.27 |
| 16/07/1971 | 5.9 | 6.68 | 6.79 | 6.87 | 6.66 | 6.32 |
| 19/07/1971 | 6.02 | 6.78 | 6.88 | 6.93 | 6.71 | 6.37 |
| 20/07/1971 | 6.01 | 6.75 | 6.85 | 6.9 | 6.7 | 6.38 |
| 21/07/1971 | 5.97 | 6.73 | 6.85 | 6.9 | 6.7 | 6.36 |
| 22/07/1971 | 6.04 | 6.81 | 6.93 | 6.96 | 6.79 | 6.41 |
| 23/07/1971 | 6.13 | 6.86 | 6.97 | 7 | 6.84 | 6.44 |
| 26/07/1971 | 6.18 | 6.88 | 7 | 7.04 | 6.86 | 6.45 |
| 27/07/1971 | 6.2 | 6.89 | 7.02 | 7.07 | 6.91 | 6.45 |
| 28/07/1971 | 6.22 | 6.91 | 7.03 | 7.1 | 6.95 | 6.46 |
| 29/07/1971 | 6.21 | 6.88 | 7 | 7.03 | 6.88 | 6.44 |
| 30/07/1971 | 6.18 | 6.83 | 6.96 | 6.99 | 6.85 | 6.43 |
| 02/08/1971 | 6.15 | 6.8 | 6.94 | 7 | 6.86 | 6.42 |
| 03/08/1971 | 6.23 | 6.86 | 7.02 | 7.08 | 6.91 | 6.45 |
| 04/08/1971 | 6.22 | 6.85 | 7.01 | 7.08 | 6.89 | 6.46 |
| 05/08/1971 | 6.21 | 6.83 | 6.98 | 7.06 | 6.86 | 6.44 |
| 06/08/1971 | 6.22 | 6.83 | 6.98 | 7.06 | 6.86 | 6.44 |
| 09/08/1971 | 6.26 | 6.88 | 7.01 | 7.09 | 6.88 | 6.45 |
| 10/08/1971 | 6.28 | 6.9 | 7.03 | 7.11 | 6.89 | 6.45 |
| 11/08/1971 | 6.26 | 6.87 | 7 | 7.07 | 6.86 | 6.43 |
| 12/08/1971 | 6.21 | 6.78 | 6.9 | 7 | 6.8 | 6.38 |
| 13/08/1971 | 6.09 | 6.6 | 6.78 | 6.86 | 6.68 | 6.32 |
| 16/08/1971 | 5.76 | 6.14 | 6.39 | 6.51 | 6.41 | 6.14 |
| 17/08/1971 | 5.53 | 5.88 | 6.17 | 6.33 | 6.3 | 6.1 |
| 18/08/1971 | 5.48 | 5.94 | 6.22 | 6.35 | 6.35 | 6.11 |
| 19/08/1971 | 5.35 | 5.86 | 6.15 | 6.3 | 6.34 | 6.13 |
| 20/08/1971 | 5.42 | 5.96 | 6.19 | 6.34 | 6.37 | 6.14 |
| 23/08/1971 | 5.59 | 6.17 | 6.33 | 6.48 | 6.48 | 6.22 |
| 24/08/1971 | 5.48 | 6.01 | 6.19 | 6.36 | 6.38 | 6.19 |
| 25/08/1971 | 5.45 | 6.01 | 6.22 | 6.38 | 6.4 | 6.2 |
| 26/08/1971 | 5.43 | 5.95 | 6.2 | 6.35 | 6.37 | 6.18 |
| 27/08/1971 | 5.42 | 5.91 | 6.16 | 6.31 | 6.33 | 6.14 |
| 30/08/1971 | 5.37 | 5.87 | 6.15 | 6.29 | 6.32 | 6.12 |
| 31/08/1971 | 5.28 | 5.81 | 6.07 | 6.22 | 6.28 | 6.09 |
| 01/09/1971 | 5.35 | 5.86 | 6.09 | 6.21 | 6.22 | 6.08 |
| 02/09/1971 | 5.38 | 5.83 | 6.05 | 6.16 | 6.17 | 6.04 |
| 03/09/1971 | 5.32 | 5.8 | 6.02 | 6.12 | 6.12 | 5.99 |
| 06/09/1971 | ND | ND | ND | ND | ND | ND |
| 07/09/1971 | 5.3 | 5.77 | 6 | 6.08 | 6.07 | 5.95 |
| 08/09/1971 | 5.36 | 5.84 | 6.05 | 6.13 | 6.08 | 5.97 |
| 09/09/1971 | 5.44 | 5.91 | 6.15 | 6.21 | 6.13 | 6 |
| 10/09/1971 | 5.46 | 5.94 | 6.17 | 6.21 | 6.12 | 6.02 |
| 13/09/1971 | 5.56 | 6.04 | 6.24 | 6.28 | 6.2 | 6.09 |
| 14/09/1971 | 5.53 | 5.98 | 6.21 | 6.25 | 6.18 | 6.11 |
| 15/09/1971 | 5.44 | 5.91 | 6.16 | 6.23 | 6.17 | 6.09 |
| 16/09/1971 | 5.4 | 5.88 | 6.13 | 6.2 | 6.14 | 6.08 |
| 17/09/1971 | 5.4 | 5.85 | 6.09 | 6.18 | 6.13 | 6.05 |
| 20/09/1971 | 5.42 | 5.92 | 6.16 | 6.24 | 6.15 | 6.07 |
| 21/09/1971 | 5.44 | 5.94 | 6.19 | 6.26 | 6.17 | 6.08 |
| 22/09/1971 | 5.48 | 5.97 | 6.22 | 6.28 | 6.19 | 6.1 |
| 23/09/1971 | 5.44 | 5.96 | 6.21 | 6.28 | 6.2 | 6.1 |
| 24/09/1971 | 5.42 | 5.91 | 6.19 | 6.24 | 6.16 | 6.08 |
| 27/09/1971 | 5.39 | 5.88 | 6.17 | 6.21 | 6.13 | 6.06 |
| 28/09/1971 | 5.41 | 5.89 | 6.18 | 6.21 | 6.12 | 6.04 |
| 29/09/1971 | 5.36 | 5.86 | 6.14 | 6.17 | 6.08 | 6.02 |
| 30/09/1971 | 5.27 | 5.77 | 6.06 | 6.1 | 6 | 5.97 |
| 01/10/1971 | 5.24 | 5.75 | 6.04 | 6.09 | 6 | 5.95 |
| 04/10/1971 | 5.14 | 5.75 | 6.04 | 6.07 | 5.98 | 5.93 |
| 05/10/1971 | 5.14 | 5.78 | 6.1 | 6.12 | 6.01 | 5.97 |
| 06/10/1971 | 5.13 | 5.74 | 6.06 | 6.09 | 5.98 | 5.96 |
| 07/10/1971 | 5.12 | 5.76 | 6.07 | 6.08 | 5.97 | 5.96 |
| 08/10/1971 | 5.06 | 5.71 | 6.03 | 6.04 | 5.94 | 5.94 |
| 11/10/1971 | ND | ND | ND | ND | ND | ND |
| 12/10/1971 | 4.95 | 5.61 | 5.95 | 5.96 | 5.88 | 5.9 |
| 13/10/1971 | 4.88 | 5.53 | 5.88 | 5.91 | 5.86 | 5.88 |
| 14/10/1971 | 4.87 | 5.49 | 5.87 | 5.91 | 5.88 | 5.9 |
| 15/10/1971 | 4.9 | 5.52 | 5.88 | 5.92 | 5.9 | 5.9 |
| 18/10/1971 | 4.97 | 5.55 | 5.92 | 5.97 | 5.95 | 5.94 |
| 19/10/1971 | 4.95 | 5.54 | 5.92 | 5.98 | 5.96 | 5.95 |
| 20/10/1971 | 4.84 | 5.46 | 5.84 | 5.92 | 5.92 | 5.93 |
| 21/10/1971 | 4.78 | 5.46 | 5.84 | 5.9 | 5.88 | 5.91 |
| 22/10/1971 | 4.72 | 5.44 | 5.84 | 5.91 | 5.9 | 5.91 |
| 25/10/1971 | ND | ND | ND | ND | ND | ND |
| 26/10/1971 | 4.66 | 5.43 | 5.84 | 5.92 | 5.89 | 5.89 |
| 27/10/1971 | 4.65 | 5.42 | 5.86 | 5.95 | 5.92 | 5.9 |
| 28/10/1971 | 4.7 | 5.39 | 5.83 | 5.92 | 5.9 | 5.9 |
| 29/10/1971 | 4.64 | 5.3 | 5.78 | 5.88 | 5.87 | 5.87 |
| 01/11/1971 | 4.6 | 5.28 | 5.75 | 5.85 | 5.8 | 5.83 |
| 02/11/1971 | ND | ND | ND | ND | ND | ND |
| 03/11/1971 | 4.53 | 5.25 | 5.72 | 5.81 | 5.72 | 5.77 |
| 04/11/1971 | 4.55 | 5.3 | 5.74 | 5.84 | 5.72 | 5.78 |
| 05/11/1971 | 4.6 | 5.29 | 5.72 | 5.84 | 5.72 | 5.78 |
| 08/11/1971 | 4.67 | 5.34 | 5.77 | 5.89 | 5.77 | 5.81 |
| 09/11/1971 | 4.67 | 5.34 | 5.77 | 5.9 | 5.77 | 5.83 |
| 10/11/1971 | 4.73 | 5.4 | 5.83 | 5.95 | 5.82 | 5.86 |
| 11/11/1971 | 4.7 | 5.36 | 5.8 | 5.92 | 5.79 | 5.86 |
| 12/11/1971 | 4.66 | 5.29 | 5.73 | 5.88 | 5.77 | 5.84 |
| 15/11/1971 | 4.65 | 5.28 | 5.71 | 5.87 | 5.77 | 5.84 |
| 16/11/1971 | 4.58 | 5.29 | 5.71 | 5.88 | 5.76 | 5.83 |
| 17/11/1971 | 4.58 | 5.28 | 5.71 | 5.88 | 5.75 | 5.83 |
| 18/11/1971 | 4.59 | 5.28 | 5.71 | 5.9 | 5.77 | 5.82 |
| 19/11/1971 | 4.62 | 5.34 | 5.76 | 5.94 | 5.79 | 5.84 |
| 22/11/1971 | 4.68 | 5.37 | 5.81 | 5.98 | 5.82 | 5.88 |
| 23/11/1971 | 4.78 | 5.49 | 5.9 | 6.06 | 5.89 | 5.93 |
| 24/11/1971 | 4.74 | 5.53 | 5.93 | 6.12 | 5.95 | 5.96 |
| 25/11/1971 | ND | ND | ND | ND | ND | ND |
| 26/11/1971 | 4.84 | 5.49 | 5.85 | 6.06 | 5.94 | 5.96 |
| 29/11/1971 | 4.8 | 5.47 | 5.86 | 6.08 | 5.95 | 5.96 |
| 30/11/1971 | 4.76 | 5.39 | 5.84 | 6.05 | 5.93 | 5.95 |
| 01/12/1971 | 4.7 | 5.36 | 5.8 | 6.04 | 5.92 | 5.95 |
| 02/12/1971 | 4.69 | 5.33 | 5.76 | 6 | 5.9 | 5.96 |
| 03/12/1971 | 4.66 | 5.28 | 5.72 | 5.96 | 5.88 | 5.96 |
| 06/12/1971 | 4.66 | 5.29 | 5.74 | 5.97 | 5.88 | 5.95 |
| 07/12/1971 | 4.7 | 5.31 | 5.78 | 6.02 | 5.92 | 5.98 |
| 08/12/1971 | 4.65 | 5.29 | 5.75 | 6.01 | 5.92 | 5.98 |
| 09/12/1971 | 4.68 | 5.34 | 5.79 | 6.04 | 5.94 | 6 |
| 10/12/1971 | 4.67 | 5.32 | 5.77 | 6.03 | 5.93 | 5.99 |
| 13/12/1971 | 4.59 | 5.28 | 5.71 | 5.98 | 5.9 | 5.98 |
| 14/12/1971 | 4.67 | 5.31 | 5.75 | 6.02 | 5.94 | 6 |
| 15/12/1971 | 4.67 | 5.34 | 5.76 | 6.04 | 5.96 | 6.03 |
| 16/12/1971 | 4.66 | 5.31 | 5.73 | 6.01 | 5.95 | 6.03 |
| 17/12/1971 | 4.61 | 5.26 | 5.7 | 5.98 | 5.93 | 6.02 |
| 20/12/1971 | 4.64 | 5.3 | 5.73 | 6 | 5.97 | 6.04 |
| 21/12/1971 | 4.66 | 5.32 | 5.73 | 6.02 | 6 | 6.08 |
| 22/12/1971 | 4.62 | 5.32 | 5.71 | 6 | 6.01 | 6.09 |
| 23/12/1971 | 4.5 | 5.24 | 5.64 | 5.94 | 5.97 | 6.06 |
| 24/12/1971 | ND | ND | ND | ND | ND | ND |
| 27/12/1971 | 4.42 | 5.16 | 5.55 | 5.88 | 5.91 | 6.02 |
| 28/12/1971 | 4.42 | 5.12 | 5.49 | 5.83 | 5.86 | 5.98 |
| 29/12/1971 | 4.49 | 5.17 | 5.54 | 5.88 | 5.9 | 5.99 |
| 30/12/1971 | 4.48 | 5.17 | 5.52 | 5.88 | 5.9 | 6 |
| 31/12/1971 | 4.46 | 5.15 | 5.5 | 5.85 | 5.89 | 5.99 |
| 03/01/1972 | 4.49 | 5.21 | 5.55 | 5.9 | 5.94 | 6.02 |
| 04/01/1972 | 4.47 | 5.19 | 5.55 | 5.9 | 5.93 | 6.02 |
| 05/01/1972 | 4.42 | 5.18 | 5.56 | 5.89 | 5.91 | 6.02 |
| 06/01/1972 | 4.35 | 5.15 | 5.53 | 5.87 | 5.9 | 6 |
| 07/01/1972 | 4.3 | 5.12 | 5.51 | 5.84 | 5.88 | 5.99 |
| 10/01/1972 | 4.17 | 5.06 | 5.48 | 5.8 | 5.86 | 5.96 |
| 11/01/1972 | 4.18 | 5.06 | 5.5 | 5.82 | 5.88 | 5.97 |
| 12/01/1972 | 4.16 | 5.03 | 5.5 | 5.81 | 5.88 | 5.97 |
| 13/01/1972 | 4.11 | 4.96 | 5.47 | 5.78 | 5.86 | 5.96 |
| 14/01/1972 | 4.08 | 4.95 | 5.48 | 5.78 | 5.85 | 5.95 |
| 17/01/1972 | 4.14 | 5 | 5.52 | 5.83 | 5.89 | 5.97 |
| 18/01/1972 | 4.16 | 5.04 | 5.56 | 5.87 | 5.92 | 5.98 |
| 19/01/1972 | 4.27 | 5.15 | 5.64 | 5.95 | 5.96 | 6 |
| 20/01/1972 | 4.24 | 5.15 | 5.66 | 5.96 | 5.98 | 6.01 |
| 21/01/1972 | 4.29 | 5.18 | 5.68 | 5.97 | 5.99 | 6.03 |
| 24/01/1972 | 4.37 | 5.25 | 5.72 | 6 | 6.02 | 6.04 |
| 25/01/1972 | 4.35 | 5.22 | 5.68 | 5.98 | 6.02 | 6.02 |
| 26/01/1972 | 4.32 | 5.2 | 5.66 | 5.97 | 6.01 | 6.01 |
| 27/01/1972 | 4.28 | 5.24 | 5.72 | 6.03 | 6.05 | 6.06 |
| 28/01/1972 | 4.33 | 5.29 | 5.74 | 6.05 | 6.08 | 6.09 |
| 31/01/1972 | 4.36 | 5.32 | 5.75 | 6.05 | 6.09 | 6.09 |
| 01/02/1972 | 4.44 | 5.38 | 5.78 | 6.05 | 6.09 | 6.1 |
| 02/02/1972 | 4.4 | 5.29 | 5.75 | 6.03 | 6.08 | 6.09 |
| 03/02/1972 | 4.43 | 5.34 | 5.77 | 6.05 | 6.08 | 6.09 |
| 04/02/1972 | 4.36 | 5.29 | 5.72 | 6.03 | 6.08 | 6.09 |
| 07/02/1972 | 4.3 | 5.3 | 5.73 | 6.04 | 6.09 | 6.09 |
| 08/02/1972 | 4.32 | 5.32 | 5.74 | 6.06 | 6.11 | 6.1 |
| 09/02/1972 | 4.28 | 5.29 | 5.73 | 6.04 | 6.12 | 6.1 |
| 10/02/1972 | 4.24 | 5.26 | 5.69 | 6.01 | 6.11 | 6.1 |
| 11/02/1972 | 4.2 | 5.25 | 5.7 | 6.01 | 6.12 | 6.09 |
| 14/02/1972 | 4.19 | 5.23 | 5.68 | 5.98 | 6.1 | 6.07 |
| 15/02/1972 | 4.17 | 5.23 | 5.67 | 5.97 | 6.1 | 6.06 |
| 16/02/1972 | 4.12 | 5.15 | 5.63 | 5.94 | 6.08 | 6.04 |
| 17/02/1972 | 4.14 | 5.15 | 5.63 | 5.93 | 6.06 | 6.03 |
| 18/02/1972 | 4.18 | 5.18 | 5.64 | 5.94 | 6.06 | 6.03 |
| 21/02/1972 | ND | ND | ND | ND | ND | ND |
| 22/02/1972 | 4.2 | 5.17 | 5.64 | 5.94 | 6.06 | 6.02 |
| 23/02/1972 | 4.29 | 5.23 | 5.68 | 5.96 | 6.07 | 6.02 |
| 24/02/1972 | 4.26 | 5.23 | 5.66 | 5.95 | 6.07 | 6.03 |
| 25/02/1972 | 4.28 | 5.22 | 5.65 | 5.95 | 6.06 | 6.02 |
| 28/02/1972 | 4.3 | 5.25 | 5.66 | 5.95 | 6.04 | 6.02 |
| 29/02/1972 | 4.34 | 5.27 | 5.68 | 5.95 | 6.04 | 6.03 |
| 01/03/1972 | 4.28 | 5.25 | 5.66 | 5.94 | 6.04 | 6.02 |
| 02/03/1972 | 4.23 | 5.22 | 5.62 | 5.93 | 6.03 | 6.02 |
| 03/03/1972 | 4.27 | 5.22 | 5.64 | 5.93 | 6.02 | 6.01 |
| 06/03/1972 | 4.27 | 5.24 | 5.66 | 5.94 | 6.01 | 6.01 |
| 07/03/1972 | 4.29 | 5.27 | 5.68 | 5.96 | 6.02 | 6.02 |
| 08/03/1972 | 4.29 | 5.29 | 5.7 | 5.97 | 6.02 | 6.02 |
| 09/03/1972 | 4.36 | 5.33 | 5.74 | 5.99 | 6.02 | 6.02 |
| 10/03/1972 | 4.52 | 5.45 | 5.81 | 6.02 | 6.03 | 6.03 |
| 13/03/1972 | 4.64 | 5.59 | 5.9 | 6.08 | 6.07 | 6.05 |
| 14/03/1972 | 4.74 | 5.63 | 5.91 | 6.07 | 6.06 | 6.06 |
| 15/03/1972 | 4.88 | 5.76 | 5.98 | 6.12 | 6.11 | 6.08 |
| 16/03/1972 | 4.84 | 5.7 | 5.94 | 6.06 | 6.08 | 6.08 |
| 17/03/1972 | 4.88 | 5.78 | 5.98 | 6.12 | 6.08 | 6.07 |
| 20/03/1972 | 4.89 | 5.74 | 5.97 | 6.11 | 6.09 | 6.08 |
| 21/03/1972 | 4.82 | 5.65 | 5.92 | 6.09 | 6.08 | 6.07 |
| 22/03/1972 | 4.71 | 5.6 | 5.88 | 6.08 | 6.08 | 6.07 |
| 23/03/1972 | 4.83 | 5.68 | 5.95 | 6.11 | 6.1 | 6.08 |
| 24/03/1972 | 4.93 | 5.72 | 6 | 6.13 | 6.12 | 6.1 |
| 27/03/1972 | 4.94 | 5.71 | 5.99 | 6.1 | 6.1 | 6.09 |
| 28/03/1972 | 4.96 | 5.76 | 6.03 | 6.13 | 6.11 | 6.1 |
| 29/03/1972 | 5.06 | 5.83 | 6.09 | 6.15 | 6.12 | 6.1 |
| 30/03/1972 | 5.11 | 5.86 | 6.1 | 6.16 | 6.12 | 6.11 |
| 31/03/1972 | ND | ND | ND | ND | ND | ND |
| 03/04/1972 | 5.12 | 5.89 | 6.15 | 6.18 | 6.14 | 6.09 |
| 04/04/1972 | 5.23 | 6.01 | 6.24 | 6.25 | 6.18 | 6.13 |
| 05/04/1972 | 5.19 | 5.96 | 6.21 | 6.23 | 6.18 | 6.13 |
| 06/04/1972 | 5.16 | 5.97 | 6.22 | 6.24 | 6.18 | 6.14 |
| 07/04/1972 | 5.16 | 5.96 | 6.22 | 6.24 | 6.18 | 6.14 |
| 10/04/1972 | 5.08 | 5.88 | 6.18 | 6.22 | 6.17 | 6.14 |
| 11/04/1972 | 5.12 | 5.95 | 6.23 | 6.25 | 6.18 | 6.16 |
| 12/04/1972 | 5.15 | 6 | 6.28 | 6.28 | 6.21 | 6.19 |
| 13/04/1972 | 5.15 | 6 | 6.28 | 6.3 | 6.25 | 6.22 |
| 14/04/1972 | 5.09 | 5.93 | 6.23 | 6.29 | 6.25 | 6.22 |
| 17/04/1972 | 5.01 | 5.89 | 6.21 | 6.26 | 6.24 | 6.21 |
| 18/04/1972 | 4.97 | 5.89 | 6.2 | 6.26 | 6.24 | 6.21 |
| 19/04/1972 | 4.96 | 5.9 | 6.2 | 6.23 | 6.22 | 6.19 |
| 20/04/1972 | 4.88 | 5.88 | 6.18 | 6.22 | 6.21 | 6.18 |
| 21/04/1972 | 4.82 | 5.88 | 6.18 | 6.21 | 6.2 | 6.18 |
| 24/04/1972 | 4.78 | 5.85 | 6.17 | 6.21 | 6.21 | 6.18 |

| | | | | | | | | | | |
|---|---|---|---|---|---|---|---|---|---|---|
| 10/07/1986 | 6.02 | 6.16 | 6.29 | 6.73 | 6.91 | 7.12 | 7.24 | 7.31 | 7.23 | 7.16 |
| 11/07/1986 | 5.92 | 6.07 | 6.17 | 6.6 | 6.81 | 7 | 7.23 | 7.3 | 7.25 | 7.19 |
| 14/07/1986 | 5.94 | 6.08 | 6.18 | 6.58 | 6.78 | 6.97 | 7.16 | 7.25 | 7.19 | 7.14 |
| 15/07/1986 | 5.94 | 6.06 | 6.17 | 6.56 | 6.74 | 6.91 | 7.08 | 7.16 | 7.14 | 7.12 |
| 16/07/1986 | 5.94 | 6.09 | 6.2 | 6.59 | 6.72 | 6.9 | 7.11 | 7.2 | 7.18 | 7.17 |
| 17/07/1986 | 5.92 | 6.08 | 6.21 | 6.61 | 6.73 | 6.91 | 7.11 | 7.18 | 7.19 | 7.2 |
| 18/07/1986 | 5.88 | 6.03 | 6.15 | 6.56 | 6.69 | 6.88 | 7.07 | 7.16 | 7.18 | 7.19 |
| 21/07/1986 | 5.89 | 6.04 | 6.14 | 6.56 | 6.69 | 6.88 | 7.05 | 7.14 | 7.16 | 7.17 |
| 22/07/1986 | 5.89 | 6.05 | 6.2 | 6.6 | 6.75 | 6.93 | 7.1 | 7.2 | 7.24 | 7.27 |
| 23/07/1986 | 5.98 | 6.15 | 6.29 | 6.63 | 6.87 | 7.04 | 7.21 | 7.29 | 7.33 | 7.36 |
| 24/07/1986 | 5.98 | 6.15 | 6.3 | 6.67 | 6.91 | 7.12 | 7.26 | 7.35 | 7.39 | 7.41 |
| 25/07/1986 | 5.98 | 6.15 | 6.32 | 6.67 | 6.87 | 7.09 | 7.25 | 7.33 | 7.38 | 7.4 |
| 28/07/1986 | 6.07 | 6.21 | 6.39 | 6.76 | 7.01 | 7.23 | 7.42 | 7.53 | 7.57 | 7.59 |
| 29/07/1986 | 6.03 | 6.14 | 6.33 | 6.71 | 6.93 | 7.13 | 7.31 | 7.41 | 7.47 | 7.5 |
| 30/07/1986 | 6.02 | 6.13 | 6.3 | 6.67 | 6.9 | 7.1 | 7.3 | 7.41 | 7.48 | 7.51 |
| 31/07/1986 | 5.96 | 6.06 | 6.2 | 6.57 | 6.81 | 7.02 | 7.22 | 7.34 | 7.42 | 7.46 |
| 01/08/1986 | 5.94 | 6.03 | 6.15 | 6.56 | 6.81 | 7.02 | 7.22 | 7.34 | 7.43 | 7.46 |
| 04/08/1986 | 5.88 | 6 | 6.13 | 6.56 | 6.8 | 7.01 | 7.22 | 7.33 | 7.41 | 7.46 |
| 05/08/1986 | 5.87 | 6.03 | 6.16 | 6.58 | 6.74 | 7.07 | 7.27 | 7.39 | 7.49 | 7.54 |
| 06/08/1986 | 5.88 | 6.04 | 6.2 | 6.61 | 6.78 | 7.13 | 7.35 | 7.47 | 7.54 | 7.57 |
| 07/08/1986 | 5.89 | 6.04 | 6.19 | 6.61 | 6.76 | 7.1 | 7.31 | 7.45 | 7.53 | 7.56 |
| 08/08/1986 | 5.86 | 6.01 | 6.12 | 6.54 | 6.68 | 6.97 | 7.16 | 7.3 | 7.38 | 7.41 |
| 11/08/1986 | 5.84 | 5.95 | 6.08 | 6.51 | 6.64 | 6.9 | 7.12 | 7.25 | 7.32 | 7.35 |
| 12/08/1986 | 5.77 | 5.83 | 6.03 | 6.46 | 6.6 | 6.89 | 7.09 | 7.23 | 7.31 | 7.34 |
| 13/08/1986 | 5.73 | 5.79 | 5.97 | 6.37 | 6.51 | 6.83 | 7.03 | 7.15 | 7.24 | 7.28 |
| 14/08/1986 | 5.75 | 5.8 | 6 | 6.39 | 6.51 | 6.89 | 7.02 | 7.16 | 7.27 | 7.29 |
| 15/08/1986 | 5.71 | 5.78 | 5.98 | 6.36 | 6.49 | 6.83 | 7.02 | 7.14 | 7.25 | 7.29 |
| 18/08/1986 | 5.77 | 5.81 | 5.98 | 6.37 | 6.5 | 6.83 | 7.01 | 7.14 | 7.24 | 7.28 |
| 19/08/1986 | 5.72 | 5.81 | 5.89 | 6.29 | 6.38 | 6.7 | 6.89 | 7.02 | 7.14 | 7.19 |
| 20/08/1986 | 5.66 | 5.78 | 5.85 | 6.17 | 6.34 | 6.65 | 6.83 | 7 | 7.13 | 7.17 |
| 21/08/1986 | 5.52 | 5.63 | 5.74 | 6.08 | 6.24 | 6.62 | 6.78 | 6.96 | 7.17 | 7.19 |
| 22/08/1986 | 5.51 | 5.66 | 5.78 | 6.14 | 6.31 | 6.68 | 6.88 | 7.07 | 7.22 | 7.27 |
| 25/08/1986 | 5.43 | 5.62 | 5.72 | 6.1 | 6.29 | 6.65 | 6.86 | 7.06 | 7.21 | 7.25 |
| 26/08/1986 | 5.44 | 5.54 | 5.68 | 6.02 | 6.22 | 6.63 | 6.75 | 6.97 | 7.14 | 7.2 |
| 27/08/1986 | 5.47 | 5.57 | 5.73 | 6.12 | 6.32 | 6.53 | 6.85 | 7.06 | 7.21 | 7.28 |
| 28/08/1986 | 5.44 | 5.53 | 5.68 | 6.07 | 6.28 | 6.52 | 6.83 | 7.04 | 7.19 | 7.26 |
| 29/08/1986 | 5.31 | 5.38 | 5.52 | 5.94 | 6.13 | 6.4 | 6.75 | 6.95 | 7.12 | 7.21 |
| 01/09/1986 | ND | ND | ND | ND | ND | ND | ND | ND | ND | ND |
| 02/09/1986 | 5.33 | 5.4 | 5.59 | 5.99 | 6.19 | 6.45 | 6.81 | 7.03 | 7.17 | 7.23 |
| 03/09/1986 | 5.38 | 5.5 | 5.68 | 6.14 | 6.35 | 6.64 | 7.01 | 7.2 | 7.36 | 7.43 |
| 04/09/1986 | 5.33 | 5.47 | 5.63 | 6.11 | 6.34 | 6.63 | 6.98 | 7.15 | 7.32 | 7.4 |
| 05/09/1986 | 5.37 | 5.53 | 5.72 | 6.25 | 6.5 | 6.81 | 7.14 | 7.32 | 7.46 | 7.54 |
| 08/09/1986 | 5.39 | 5.57 | 5.78 | 6.3 | 6.59 | 6.89 | 7.23 | 7.38 | 7.51 | 7.59 |
| 09/09/1986 | 5.34 | 5.56 | 5.77 | 6.3 | 6.58 | 6.88 | 7.2 | 7.35 | 7.47 | 7.53 |
| 10/09/1986 | 5.3 | 5.54 | 5.74 | 6.27 | 6.54 | 6.85 | 7.2 | 7.35 | 7.47 | 7.54 |
| 11/09/1986 | 5.35 | 5.65 | 5.84 | 6.43 | 6.73 | 7.07 | 7.41 | 7.57 | 7.69 | 7.74 |
| 12/09/1986 | 5.31 | 5.6 | 5.8 | 6.43 | 6.74 | 7.09 | 7.48 | 7.63 | 7.7 | 7.74 |
| 15/09/1986 | 5.32 | 5.57 | 5.77 | 6.39 | 6.69 | 7 | 7.36 | 7.53 | 7.62 | 7.66 |
| 16/09/1986 | 5.27 | 5.55 | 5.76 | 6.38 | 6.66 | 6.99 | 7.35 | 7.53 | 7.63 | 7.67 |
| 17/09/1986 | 5.26 | 5.54 | 5.77 | 6.37 | 6.64 | 6.93 | 7.28 | 7.46 | 7.58 | 7.64 |
| 18/09/1986 | 5.37 | 5.65 | 5.87 | 6.47 | 6.75 | 7.02 | 7.41 | 7.62 | 7.7 | 7.74 |
| 19/09/1986 | 5.4 | 5.67 | 5.86 | 6.52 | 6.81 | 7.1 | 7.5 | 7.67 | 7.77 | 7.83 |
| 22/09/1986 | 5.4 | 5.63 | 5.82 | 6.49 | 6.77 | 7.06 | 7.44 | 7.62 | 7.73 | 7.79 |
| 23/09/1986 | 5.4 | 5.63 | 5.83 | 6.46 | 6.77 | 7.03 | 7.4 | 7.58 | 7.7 | 7.76 |
| 24/09/1986 | 5.38 | 5.57 | 5.78 | 6.37 | 6.66 | 6.94 | 7.29 | 7.48 | 7.59 | 7.64 |
| 25/09/1986 | 5.37 | 5.58 | 5.78 | 6.37 | 6.66 | 6.94 | 7.32 | 7.47 | 7.58 | 7.64 |
| 26/09/1986 | 5.38 | 5.59 | 5.79 | 6.39 | 6.71 | 6.96 | 7.32 | 7.47 | 7.58 | 7.63 |
| 29/09/1986 | 5.41 | 5.63 | 5.86 | 6.46 | 6.76 | 7.04 | 7.39 | 7.54 | 7.64 | 7.69 |
| 30/09/1986 | 5.34 | 5.61 | 5.82 | 6.38 | 6.68 | 6.98 | 7.31 | 7.45 | 7.55 | 7.6 |
| 01/10/1986 | 5.33 | 5.61 | 5.82 | 6.36 | 6.65 | 6.93 | 7.26 | 7.41 | 7.52 | 7.57 |
| 02/10/1986 | 5.33 | 5.61 | 5.83 | 6.38 | 6.68 | 6.95 | 7.31 | 7.45 | 7.56 | 7.61 |
| 03/10/1986 | 5.23 | 5.39 | 5.6 | 6.16 | 6.46 | 6.74 | 7.14 | 7.31 | 7.46 | 7.53 |
| 06/10/1986 | 5.19 | 5.37 | 5.58 | 6.14 | 6.42 | 6.71 | 7.11 | 7.28 | 7.45 | 7.53 |
| 07/10/1986 | 5.2 | 5.28 | 5.57 | 6.13 | 6.42 | 6.71 | 7.09 | 7.28 | 7.46 | 7.54 |
| 08/10/1986 | 5.18 | 5.25 | 5.55 | 6.11 | 6.41 | 6.71 | 7.12 | 7.31 | 7.5 | 7.6 |
| 09/10/1986 | 5.2 | 5.26 | 5.57 | 6.15 | 6.43 | 6.73 | 7.14 | 7.33 | 7.52 | 7.63 |
| 10/10/1986 | 5.2 | 5.34 | 5.59 | 6.16 | 6.45 | 6.73 | 7.18 | 7.36 | 7.56 | 7.66 |
| 13/10/1986 | ND | ND | ND | ND | ND | ND | ND | ND | ND | ND |
| 14/10/1986 | 5.28 | 5.39 | 5.69 | 6.26 | 6.54 | 6.82 | 7.29 | 7.49 | 7.68 | 7.79 |
| 15/10/1986 | 5.32 | 5.5 | 5.7 | 6.27 | 6.58 | 6.87 | 7.32 | 7.51 | 7.69 | 7.78 |
| 16/10/1986 | 5.34 | 5.51 | 5.72 | 6.29 | 6.58 | 6.87 | 7.34 | 7.53 | 7.71 | 7.81 |
| 17/10/1986 | 5.42 | 5.59 | 5.81 | 6.38 | 6.67 | 6.94 | 7.38 | 7.57 | 7.75 | 7.84 |
| 20/10/1986 | 5.47 | 5.65 | 5.88 | 6.47 | 6.78 | 7.05 | 7.5 | 7.66 | 7.83 | 7.92 |
| 21/10/1986 | 5.46 | 5.63 | 5.83 | 6.4 | 6.67 | 6.96 | 7.39 | 7.57 | 7.75 | 7.84 |
| 22/10/1986 | 5.45 | 5.6 | 5.82 | 6.34 | 6.64 | 6.91 | 7.33 | 7.49 | 7.67 | 7.78 |
| 23/10/1986 | 5.41 | 5.55 | 5.79 | 6.31 | 6.56 | 6.82 | 7.25 | 7.43 | 7.62 | 7.72 |
| 24/10/1986 | 5.42 | 5.56 | 5.79 | 6.35 | 6.64 | 6.86 | 7.28 | 7.47 | 7.66 | 7.76 |
| 27/10/1986 | 5.34 | 5.53 | 5.76 | 6.32 | 6.6 | 6.82 | 7.26 | 7.42 | 7.61 | 7.71 |
| 28/10/1986 | 5.34 | 5.49 | 5.79 | 6.34 | 6.62 | 6.85 | 7.21 | 7.45 | 7.66 | 7.75 |
| 29/10/1986 | 5.34 | 5.48 | 5.75 | 6.32 | 6.59 | 6.82 | 7.19 | 7.41 | 7.62 | 7.71 |
| 30/10/1986 | 5.32 | 5.46 | 5.69 | 6.24 | 6.52 | 6.75 | 7.08 | 7.31 | 7.52 | 7.61 |
| 31/10/1986 | 5.34 | 5.5 | 5.73 | 6.26 | 6.51 | 6.76 | 7.1 | 7.34 | 7.54 | 7.61 |
| 03/11/1986 | 5.36 | 5.5 | 5.71 | 6.21 | 6.49 | 6.71 | 7.06 | 7.29 | 7.49 | 7.57 |
| 04/11/1986 | 5.4 | 5.55 | 5.72 | 6.23 | 6.41 | 6.71 | 7.07 | 7.31 | 7.51 | 7.59 |
| 05/11/1986 | 5.4 | 5.58 | 5.75 | 6.26 | 6.45 | 6.72 | 7.09 | 7.24 | 7.45 | 7.58 |
| 06/11/1986 | 5.41 | 5.61 | 5.79 | 6.29 | 6.49 | 6.79 | 7.16 | 7.32 | 7.46 | 7.55 |
| 07/11/1986 | 5.47 | 5.65 | 5.85 | 6.35 | 6.55 | 6.86 | 7.24 | 7.4 | 7.54 | 7.63 |
| 10/11/1986 | 5.58 | 5.74 | 5.92 | 6.42 | 6.59 | 6.89 | 7.23 | 7.38 | 7.54 | 7.64 |
| 11/11/1986 | ND | ND | ND | ND | ND | ND | ND | ND | ND | ND |
| 12/11/1986 | 5.55 | 5.74 | 5.89 | 6.38 | 6.56 | 6.87 | 7.2 | 7.35 | 7.5 | 7.59 |
| 13/11/1986 | 5.55 | 5.7 | 5.87 | 6.35 | 6.53 | 6.83 | 7.17 | 7.33 | 7.49 | 7.59 |
| 14/11/1986 | 5.55 | 5.69 | 5.86 | 6.33 | 6.5 | 6.81 | 7.13 | 7.29 | 7.44 | 7.53 |
| 17/11/1986 | 5.56 | 5.69 | 5.84 | 6.32 | 6.47 | 6.77 | 7.06 | 7.22 | 7.39 | 7.48 |
| 18/11/1986 | 5.5 | 5.64 | 5.81 | 6.32 | 6.47 | 6.79 | 7.09 | 7.27 | 7.44 | 7.52 |
| 19/11/1986 | 5.48 | 5.59 | 5.73 | 6.21 | 6.42 | 6.73 | 7.02 | 7.19 | 7.36 | 7.44 |
| 20/11/1986 | 5.53 | 5.65 | 5.82 | 6.26 | 6.45 | 6.74 | 7.04 | 7.19 | 7.36 | 7.45 |
| 21/11/1986 | 5.51 | 5.63 | 5.75 | 6.21 | 6.4 | 6.72 | 7.01 | 7.17 | 7.34 | 7.44 |
| 24/11/1986 | 5.53 | 5.64 | 5.75 | 6.19 | 6.37 | 6.69 | 6.95 | 7.11 | 7.3 | 7.4 |
| 25/11/1986 | 5.54 | 5.66 | 5.77 | 6.23 | 6.4 | 6.66 | 7 | 7.15 | 7.33 | 7.44 |
| 26/11/1986 | 5.54 | 5.65 | 5.78 | 6.21 | 6.39 | 6.65 | 7 | 7.15 | 7.31 | 7.42 |
| 27/11/1986 | ND | ND | ND | ND | ND | ND | ND | ND | ND | ND |
| 28/11/1986 | 5.54 | 5.65 | 5.76 | 6.21 | 6.38 | 6.65 | 7 | 7.15 | 7.3 | 7.41 |
| 01/12/1986 | 5.57 | 5.69 | 5.82 | 6.25 | 6.43 | 6.69 | 7.02 | 7.18 | 7.33 | 7.42 |
| 02/12/1986 | 5.56 | 5.68 | 5.8 | 6.22 | 6.37 | 6.61 | 6.91 | 7.08 | 7.25 | 7.34 |
| 03/12/1986 | 5.56 | 5.66 | 5.75 | 6.17 | 6.35 | 6.58 | 6.89 | 7.06 | 7.22 | 7.31 |
| 04/12/1986 | 5.55 | 5.63 | 5.73 | 6.15 | 6.3 | 6.53 | 6.85 | 7.01 | 7.19 | 7.29 |
| 05/12/1986 | 5.59 | 5.69 | 5.81 | 6.24 | 6.38 | 6.65 | 6.96 | 7.12 | 7.29 | 7.38 |
| 08/12/1986 | 5.66 | 5.74 | 5.83 | 6.24 | 6.39 | 6.61 | 6.92 | 7.1 | 7.26 | 7.34 |
| 09/12/1986 | 5.63 | 5.72 | 5.82 | 6.21 | 6.36 | 6.6 | 6.91 | 7.07 | 7.24 | 7.33 |
| 10/12/1986 | 5.64 | 5.71 | 5.82 | 6.19 | 6.35 | 6.58 | 6.9 | 7.05 | 7.22 | 7.32 |
| 11/12/1986 | 5.64 | 5.72 | 5.83 | 6.24 | 6.39 | 6.64 | 6.95 | 7.12 | 7.29 | 7.38 |
| 12/12/1986 | 5.64 | 5.73 | 5.84 | 6.24 | 6.4 | 6.66 | 6.98 | 7.13 | 7.29 | 7.39 |
| 15/12/1986 | 5.66 | 5.82 | 5.88 | 6.29 | 6.45 | 6.69 | 7 | 7.15 | 7.31 | 7.41 |
| 16/12/1986 | 5.74 | 5.82 | 5.88 | 6.29 | 6.44 | 6.67 | 6.97 | 7.12 | 7.29 | 7.39 |
| 17/12/1986 | 5.8 | 5.85 | 5.93 | 6.31 | 6.46 | 6.68 | 6.98 | 7.12 | 7.29 | 7.39 |
| 18/12/1986 | 5.76 | 5.83 | 5.9 | 6.31 | 6.46 | 6.69 | 6.98 | 7.11 | 7.28 | 7.38 |
| 19/12/1986 | 5.66 | 5.82 | 5.89 | 6.29 | 6.46 | 6.69 | 6.98 | 7.1 | 7.27 | 7.36 |
| 22/12/1986 | 5.69 | 5.84 | 5.91 | 6.3 | 6.45 | 6.69 | 6.98 | 7.1 | 7.26 | 7.36 |
| 23/12/1986 | 5.71 | 5.85 | 5.94 | 6.3 | 6.45 | 6.68 | 6.95 | 7.08 | 7.24 | 7.34 |
| 24/12/1986 | 5.73 | 5.83 | 5.92 | 6.3 | 6.45 | 6.68 | 6.96 | 7.07 | 7.24 | 7.34 |
| 25/12/1986 | ND | ND | ND | ND | ND | ND | ND | ND | ND | ND |
| 26/12/1986 | 5.72 | 5.82 | 5.91 | 6.3 | 6.47 | 6.69 | 6.96 | 7.08 | 7.24 | 7.34 |
| 29/12/1986 | 5.83 | 5.95 | 6.02 | 6.37 | 6.53 | 6.78 | 7.06 | 7.17 | 7.32 | 7.41 |
| 30/12/1986 | 5.85 | 5.93 | 6.06 | 6.42 | 6.59 | 6.82 | 7.09 | 7.23 | 7.38 | 7.46 |
| 31/12/1986 | 5.83 | 5.87 | 5.95 | 6.35 | 6.56 | 6.81 | 7.09 | 7.23 | 7.39 | 7.49 |
| 01/01/1987 | ND | ND | ND | ND | ND | ND | ND | ND | ND | ND |
| 02/01/1987 | 5.7 | 5.8 | 5.86 | 6.3 | 6.48 | 6.75 | 7.03 | 7.18 | ND | 7.44 |
| 05/01/1987 | 5.71 | 5.79 | 5.85 | 6.24 | 6.41 | 6.67 | 6.95 | 7.08 | ND | 7.35 |
| 06/01/1987 | 5.67 | 5.77 | 5.85 | 6.25 | 6.42 | 6.67 | 6.93 | 7.08 | ND | 7.36 |
| 07/01/1987 | 5.58 | 5.71 | 5.78 | 6.22 | 6.37 | 6.65 | 6.9 | 7.05 | ND | 7.33 |
| 08/01/1987 | 5.58 | 5.68 | 5.78 | 6.2 | 6.36 | 6.6 | 6.89 | 7.04 | ND | 7.31 |
| 09/01/1987 | 5.53 | 5.68 | 5.76 | 6.19 | 6.34 | 6.58 | 6.86 | 7.01 | ND | 7.29 |
| 12/01/1987 | 5.52 | 5.67 | 5.76 | 6.2 | 6.37 | 6.61 | 6.9 | 7.05 | ND | 7.33 |
| 13/01/1987 | 5.51 | 5.65 | 5.78 | 6.22 | 6.4 | 6.64 | 6.94 | 7.1 | ND | 7.37 |
| 14/01/1987 | 5.5 | 5.64 | 5.78 | 6.24 | 6.42 | 6.67 | 6.95 | 7.11 | ND | 7.41 |
| 15/01/1987 | 5.51 | 5.64 | 5.78 | 6.22 | 6.41 | 6.64 | 6.92 | 7.08 | ND | 7.39 |
| 16/01/1987 | 5.47 | 5.6 | 5.72 | 6.22 | 6.37 | 6.6 | 6.87 | 7.03 | ND | 7.34 |
| 19/01/1987 | ND | ND | ND | ND | ND | ND | ND | ND | ND | ND |
| 20/01/1987 | 5.45 | 5.55 | 5.65 | 6.17 | 6.34 | 6.57 | 6.84 | 7.01 | ND | 7.32 |
| 21/01/1987 | 5.46 | 5.53 | 5.7 | 6.17 | 6.36 | 6.57 | 6.84 | 7.01 | ND | 7.33 |
| 22/01/1987 | 5.53 | 5.56 | 5.7 | 6.17 | 6.38 | 6.57 | 6.85 | 7.03 | ND | 7.36 |
| 23/01/1987 | 5.55 | 5.56 | 5.7 | 6.2 | 6.38 | 6.59 | 6.89 | 7.06 | ND | 7.42 |
| 26/01/1987 | 5.64 | 5.66 | 5.79 | 6.26 | 6.45 | 6.67 | 6.97 | 7.17 | ND | 7.49 |
| 27/01/1987 | 5.64 | 5.68 | 5.81 | 6.24 | 6.46 | 6.66 | 6.97 | 7.16 | ND | 7.49 |
| 28/01/1987 | 5.62 | 5.66 | 5.79 | 6.24 | 6.43 | 6.63 | 6.93 | 7.13 | ND | 7.46 |
| 29/01/1987 | 5.63 | 5.69 | 5.8 | 6.24 | 6.45 | 6.65 | 6.95 | 7.13 | ND | 7.45 |
| 30/01/1987 | 5.76 | 5.83 | 5.93 | 6.33 | 6.51 | 6.71 | 6.99 | 7.18 | ND | 7.48 |
| 02/02/1987 | 5.77 | 5.84 | 5.93 | 6.36 | 6.55 | 6.75 | 7.04 | 7.23 | ND | 7.52 |
| 03/02/1987 | 5.75 | 5.83 | 5.92 | 6.38 | 6.53 | 6.77 | 7.06 | 7.25 | ND | 7.53 |
| 04/02/1987 | 5.79 | 5.86 | 5.93 | 6.38 | 6.53 | 6.76 | 7.05 | 7.23 | ND | 7.51 |
| 05/02/1987 | 5.75 | 5.83 | 5.87 | 6.33 | 6.5 | 6.7 | 7.01 | 7.2 | ND | 7.47 |
| 06/02/1987 | 5.82 | 5.91 | 5.93 | 6.38 | 6.53 | 6.73 | 7.01 | 7.19 | ND | 7.47 |
| 09/02/1987 | 5.88 | 5.98 | 5.99 | 6.45 | 6.6 | 6.79 | 7.07 | 7.25 | ND | 7.53 |
| 10/02/1987 | 5.99 | 6.06 | 6.08 | 6.49 | 6.65 | 6.89 | 7.16 | 7.33 | ND | 7.61 |
| 11/02/1987 | 6.03 | 6.1 | 6.11 | 6.58 | 6.74 | 6.96 | 7.2 | 7.37 | ND | 7.64 |
| 12/02/1987 | 5.88 | 5.96 | 6.03 | 6.47 | 6.65 | 6.92 | 7.13 | 7.31 | ND | 7.59 |
| 13/02/1987 | 5.81 | 5.91 | 6.05 | 6.43 | 6.59 | 6.83 | 7.1 | 7.28 | ND | 7.57 |
| 16/02/1987 | ND | ND | ND | ND | ND | ND | ND | ND | ND | ND |
| 17/02/1987 | 5.88 | 5.98 | 6.09 | 6.48 | 6.64 | 6.87 | 7.14 | 7.33 | ND | 7.63 |
| 18/02/1987 | 5.76 | 5.87 | 6.02 | 6.43 | 6.59 | 6.84 | 7.11 | 7.3 | ND | 7.6 |
| 19/02/1987 | 5.6 | 5.62 | 5.9 | 6.33 | 6.53 | 6.76 | 7.04 | 7.23 | ND | 7.55 |
| 20/02/1987 | 5.58 | 5.67 | 5.89 | 6.33 | 6.51 | 6.78 | 7.05 | 7.24 | ND | 7.55 |
| 23/02/1987 | 5.59 | 5.69 | 5.88 | 6.35 | 6.52 | 6.78 | 7.04 | 7.23 | ND | 7.53 |
| 24/02/1987 | 5.59 | 5.66 | 5.88 | 6.32 | 6.49 | 6.75 | 7 | 7.18 | ND | 7.48 |
| 25/02/1987 | 5.6 | 5.64 | 5.91 | 6.37 | 6.53 | 6.72 | 7.01 | 7.21 | ND | 7.5 |
| 26/02/1987 | 5.6 | 5.65 | 5.91 | 6.35 | 6.53 | 6.74 | 7.01 | 7.21 | ND | 7.5 |
| 27/02/1987 | 5.6 | 5.68 | 5.9 | 6.35 | 6.51 | 6.71 | 7 | 7.19 | ND | 7.48 |
| 02/03/1987 | 5.63 | 5.68 | 5.92 | 6.34 | 6.5 | 6.69 | 6.97 | 7.17 | ND | 7.46 |
| 03/03/1987 | 5.71 | 5.82 | 5.96 | 6.37 | 6.52 | 6.72 | 7.01 | 7.21 | ND | 7.49 |
| 04/03/1987 | 5.68 | 5.78 | 5.9 | 6.32 | 6.48 | 6.66 | 6.95 | 7.14 | ND | 7.44 |
| 05/03/1987 | 5.69 | 5.78 | 5.91 | 6.35 | 6.51 | 6.69 | 6.97 | 7.16 | ND | 7.45 |
| 06/03/1987 | 5.82 | 5.92 | 6.02 | 6.42 | 6.58 | 6.77 | 7.04 | 7.23 | ND | 7.52 |
| 09/03/1987 | 5.82 | 5.94 | 6.04 | 6.43 | 6.56 | 6.78 | 7.04 | 7.23 | ND | 7.53 |
| 10/03/1987 | 5.86 | 5.91 | 6.09 | 6.44 | 6.57 | 6.78 | 7.05 | 7.23 | ND | 7.53 |
| 11/03/1987 | 5.86 | 5.9 | 6.09 | 6.44 | 6.57 | 6.78 | 7.05 | 7.23 | ND | 7.53 |
| 12/03/1987 | 5.85 | 5.89 | 6.09 | 6.43 | 6.56 | 6.78 | 7.05 | 7.22 | ND | 7.52 |
| 13/03/1987 | 5.79 | 5.88 | 6.01 | 6.39 | 6.52 | 6.75 | 7.01 | 7.19 | ND | 7.49 |
| 16/03/1987 | 5.83 | 5.9 | 6.04 | 6.41 | 6.55 | 6.77 | 7.04 | 7.22 | ND | 7.52 |
| 17/03/1987 | 5.74 | 5.83 | 6 | 6.42 | 6.54 | 6.75 | 7.03 | 7.2 | ND | 7.51 |
| 18/03/1987 | 5.69 | 5.76 | 5.99 | 6.4 | 6.54 | 6.76 | 7.04 | 7.21 | ND | 7.52 |
| 19/03/1987 | 5.67 | 5.75 | 5.95 | 6.38 | 6.51 | 6.75 | 7.02 | 7.21 | ND | 7.51 |
| 20/03/1987 | 5.69 | 5.8 | 5.98 | 6.4 | 6.53 | 6.77 | 7.04 | 7.22 | ND | 7.53 |
| 23/03/1987 | 5.8 | 5.89 | 6.03 | 6.42 | 6.59 | 6.8 | 7.07 | 7.25 | ND | 7.56 |
| 24/03/1987 | 5.79 | 5.85 | 6.06 | 6.44 | 6.63 | 6.82 | 7.09 | 7.27 | ND | 7.59 |
| 25/03/1987 | 5.74 | 5.85 | 6.07 | 6.46 | 6.64 | 6.84 | 7.1 | 7.26 | ND | 7.58 |
| 26/03/1987 | 5.74 | 5.86 | 6.06 | 6.42 | 6.61 | 6.81 | 7.03 | 7.24 | ND | 7.56 |
| 27/03/1987 | 5.81 | 5.92 | 6.14 | 6.49 | 6.69 | 6.89 | 7.12 | 7.33 | ND | 7.64 |
| 30/03/1987 | 5.85 | 6.03 | 6.23 | 6.63 | 6.85 | 7.07 | 7.33 | 7.54 | ND | 7.84 |
| 31/03/1987 | 5.79 | 6.01 | 6.15 | 6.54 | 6.79 | 7.02 | 7.29 | 7.51 | ND | 7.81 |
| 01/04/1987 | 5.71 | 6.03 | 6.21 | 6.65 | 6.9 | 7.12 | 7.39 | 7.59 | ND | 7.89 |
| 02/04/1987 | 5.68 | 6.03 | 6.18 | 6.63 | 6.9 | 7.12 | 7.39 | 7.59 | ND | 7.9 |
| 03/04/1987 | 5.67 | 5.98 | 6.14 | 6.62 | 6.88 | 7.1 | 7.39 | 7.59 | ND | 7.89 |
| 06/04/1987 | 5.65 | 5.95 | 6.1 | 6.57 | 6.83 | 7.06 | 7.34 | 7.54 | ND | 7.84 |
| 07/04/1987 | 5.68 | 5.94 | 6.15 | 6.59 | 6.89 | 7.14 | 7.42 | 7.62 | ND | 7.92 |
| 08/04/1987 | 5.67 | 5.95 | 6.17 | 6.59 | 6.89 | 7.14 | 7.41 | 7.61 | ND | 7.9 |
| 09/04/1987 | 5.93 | 6.06 | 6.33 | 6.74 | 7.01 | 7.3 | 7.58 | 7.78 | ND | 8.06 |
| 10/04/1987 | 6.04 | 6.27 | 6.56 | 6.97 | 7.27 | 7.55 | 7.79 | 7.98 | ND | 8.19 |
| 13/04/1987 | 6.22 | 6.41 | 6.69 | 7.08 | 7.42 | 7.68 | 7.9 | 8.07 | ND | 8.26 |
| 14/04/1987 | 6.11 | 6.42 | 6.73 | 7.19 | 7.54 | 7.83 | 8.05 | 8.28 | ND | 8.4 |
| 15/04/1987 | 5.86 | 6.24 | 6.57 | 7.02 | 7.38 | 7.67 | 7.9 | 8.1 | ND | 8.32 |
| 16/04/1987 | 5.73 | 6.13 | 6.41 | 6.9 | 7.24 | 7.55 | 7.81 | 8.03 | ND | 8.22 |
| 17/04/1987 | ND | ND | ND | ND | ND | ND | ND | ND | ND | ND |
| 20/04/1987 | 5.74 | 6.32 | 6.61 | 7.06 | 7.45 | 7.72 | 8 | 8.2 | ND | 8.39 |
| 21/04/1987 | 5.67 | 6.19 | 6.52 | 7.09 | 7.44 | 7.71 | 7.99 | 8.19 | ND | 8.38 |
| 22/04/1987 | 5.59 | 6.18 | 6.66 | 7.23 | 7.51 | 7.77 | 8.05 | 8.24 | ND | 8.44 |
| 23/04/1987 | 5.66 | 6.1 | 6.72 | 7.36 | 7.64 | 7.92 | 8.17 | 8.39 | ND | 8.51 |
| 24/04/1987 | 5.94 | 6.29 | 6.84 | 7.48 | 7.79 | 8.05 | 8.31 | 8.47 | ND | 8.69 |
| 27/04/1987 | 5.98 | 6.38 | 6.88 | 7.5 | 7.77 | 7.97 | 8.2 | 8.37 | ND | 8.59 |
| 28/04/1987 | 6.01 | 6.42 | 6.75 | 7.43 | 7.68 | 7.91 | 8.12 | 8.28 | ND | 8.5 |
| 29/04/1987 | 5.89 | 6.41 | 6.75 | 7.43 | 7.71 | 7.93 | 8.18 | 8.35 | ND | 8.56 |
| 30/04/1987 | 5.7 | 6.25 | 6.62 | 7.38 | 7.63 | 7.82 | 8.07 | 8.21 | ND | 8.45 |
| 01/05/1987 | 5.78 | 6.28 | 6.78 | 7.47 | 7.75 | 7.98 | 8.23 | 8.39 | ND | 8.59 |
| 04/05/1987 | 5.87 | 6.34 | 6.92 | 7.61 | 7.88 | 8.12 | 8.35 | 8.52 | ND | 8.72 |
| 05/05/1987 | 5.99 | 6.42 | 6.9 | 7.6 | 7.84 | 8.08 | 8.3 | 8.45 | ND | 8.64 |
| 06/05/1987 | 5.67 | 6.06 | 6.85 | 7.62 | 7.92 | 8.15 | 8.39 | 8.54 | ND | 8.75 |
| 07/05/1987 | 5.7 | 6.06 | 6.87 | 7.6 | 7.88 | 8.08 | 8.34 | 8.5 | ND | 8.63 |
| 08/05/1987 | 5.71 | 6.14 | 6.84 | 7.57 | 7.81 | 8.04 | 8.28 | 8.43 | ND | 8.61 |
| 11/05/1987 | 5.84 | 6.18 | 6.92 | 7.66 | 7.93 | 8.19 | 8.43 | 8.57 | ND | 8.76 |
| 12/05/1987 | 5.78 | 6.11 | 6.92 | 7.68 | 7.94 | 8.19 | 8.41 | 8.55 | ND | 8.72 |
| 13/05/1987 | 5.7 | 6.12 | 7 | 7.68 | 7.95 | 8.18 | 8.42 | 8.55 | ND | 8.71 |
| 14/05/1987 | 5.91 | 6.25 | 7.02 | 7.66 | 7.95 | 8.2 | 8.42 | 8.57 | ND | 8.73 |
| 15/05/1987 | 6.15 | 6.57 | 7.27 | 7.95 | 8.21 | 8.45 | 8.67 | 8.8 | ND | 8.92 |
| 18/05/1987 | 6.09 | 6.61 | 7.24 | 7.93 | 8.19 | 8.42 | 8.6 | 8.73 | ND | 8.88 |
| 19/05/1987 | 5.96 | 6.58 | 7.3 | 7.99 | 8.27 | 8.55 | 8.76 | 8.89 | ND | 9.06 |
| 20/05/1987 | 5.87 | 6.53 | 7.23 | 8.05 | 8.35 | 8.61 | 8.79 | 8.92 | ND | 9.07 |
| 21/05/1987 | 5.71 | 6.43 | 7.12 | 8.06 | 8.32 | 8.55 | 8.74 | 8.87 | ND | 9.03 |
| 22/05/1987 | 5.74 | 6.45 | 7.1 | 7.97 | 8.23 | 8.49 | 8.66 | 8.78 | ND | 8.95 |
| 25/05/1987 | ND | ND | ND | ND | ND | ND | ND | ND | ND | ND |
| 26/05/1987 | 5.83 | 6.44 | 6.96 | 7.79 | 8.01 | 8.23 | 8.4 | 8.55 | ND | 8.69 |
| 27/05/1987 | 5.94 | 6.52 | 7.01 | 7.84 | 8.06 | 8.28 | 8.47 | 8.6 | ND | 8.75 |
| 28/05/1987 | 5.82 | 6.51 | 6.94 | 7.81 | 8.04 | 8.25 | 8.44 | 8.56 | ND | 8.74 |
| 29/05/1987 | 5.87 | 6.47 | 6.88 | 7.69 | 7.94 | 8.15 | 8.35 | 8.49 | ND | 8.65 |
| 01/06/1987 | 5.92 | 6.46 | 6.88 | 7.67 | 7.91 | 8.08 | 8.3 | 8.45 | ND | 8.63 |
| 02/06/1987 | 5.94 | 6.45 | 6.98 | 7.85 | 8.1 | 8.31 | 8.58 | 8.72 | ND | 8.9 |
| 03/06/1987 | 5.87 | 6.4 | 6.91 | 7.78 | 8.06 | 8.25 | 8.5 | 8.64 | ND | 8.79 |
| 04/06/1987 | 5.84 | 6.39 | 6.87 | 7.76 | 8 | 8.2 | 8.45 | 8.58 | ND | 8.76 |
| 05/06/1987 | 5.87 | 6.31 | 6.9 | 7.66 | 7.92 | 8.11 | 8.36 | 8.5 | ND | 8.66 |
| 08/06/1987 | 5.85 | 6.21 | 6.9 | 7.68 | 7.95 | 8.14 | 8.41 | 8.53 | ND | 8.68 |
| 09/06/1987 | 5.68 | 6.18 | 6.83 | 7.71 | 7.97 | 8.18 | 8.43 | 8.56 | ND | 8.73 |
| 10/06/1987 | 5.65 | 6.14 | 6.76 | 7.68 | 7.91 | 8.15 | 8.45 | 8.56 | ND | 8.72 |
| 11/06/1987 | 5.72 | 6.2 | 6.78 | 7.66 | 7.91 | 8.13 | 8.41 | 8.52 | ND | 8.69 |
| 12/06/1987 | 5.73 | 6.15 | 6.71 | 7.51 | 7.73 | 7.9 | 8.19 | 8.32 | ND | 8.5 |
| 15/06/1987 | 5.85 | 6.24 | 6.73 | 7.47 | 7.68 | 7.89 | 8.16 | 8.28 | ND | 8.46 |
| 16/06/1987 | 5.81 | 6.24 | 6.74 | 7.47 | 7.7 | 7.89 | 8.16 | 8.28 | ND | 8.47 |
| 17/06/1987 | 5.83 | 6.23 | 6.72 | 7.42 | 7.64 | 7.83 | 8.1 | 8.23 | ND | 8.42 |
| 18/06/1987 | 5.83 | 6.19 | 6.73 | 7.44 | 7.67 | 7.87 | 8.13 | 8.27 | ND | 8.45 |
| 19/06/1987 | 5.84 | 6.21 | 6.72 | 7.45 | 7.69 | 7.89 | 8.17 | 8.3 | ND | 8.48 |
| 22/06/1987 | 5.86 | 6.21 | 6.69 | 7.42 | 7.64 | 7.83 | 8.09 | 8.23 | ND | 8.41 |
| 23/06/1987 | 5.9 | 6.31 | 6.75 | 7.45 | 7.66 | 7.85 | 8.1 | 8.23 | ND | 8.41 |
| 24/06/1987 | 6.02 | 6.39 | 6.83 | 7.54 | 7.77 | 7.94 | 8.19 | 8.31 | ND | 8.47 |
| 25/06/1987 | 6.03 | 6.39 | 6.77 | 7.47 | 7.72 | 7.91 | 8.1 | 8.25 | ND | 8.4 |
| 26/06/1987 | 5.97 | 6.43 | 6.8 | 7.56 | 7.82 | 8.02 | 8.23 | 8.37 | ND | 8.5 |
| 29/06/1987 | 5.88 | 6.32 | 6.73 | 7.48 | 7.77 | 7.97 | 8.2 | 8.34 | ND | 8.49 |
| 30/06/1987 | 5.91 | 6.19 | 6.77 | 7.48 | 7.76 | 8.02 | 8.24 | 8.38 | ND | 8.51 |
| 01/07/1987 | 5.82 | 6.09 | 6.69 | 7.44 | 7.72 | 7.96 | 8.22 | 8.36 | ND | 8.49 |
| 02/07/1987 | 5.84 | 6.03 | 6.66 | 7.38 | 7.64 | 7.9 | 8.14 | 8.3 | ND | 8.43 |
| 03/07/1987 | ND | ND | ND | ND | ND | ND | ND | ND | ND | ND |
| 06/07/1987 | 5.85 | 6.08 | 6.67 | 7.38 | 7.66 | 7.9 | 8.13 | 8.29 | ND | 8.42 |
| 07/07/1987 | 5.78 | 5.85 | 6.63 | 7.36 | 7.63 | 7.9 | 8.1 | 8.28 | ND | 8.4 |
| 08/07/1987 | 5.74 | 5.69 | 6.62 | 7.35 | 7.65 | 7.9 | 8.13 | 8.32 | ND | 8.45 |
| 09/07/1987 | 5.78 | 5.88 | 6.64 | 7.38 | 7.68 | 7.95 | 8.19 | 8.37 | ND | 8.52 |
| 10/07/1987 | 5.76 | 5.73 | 6.51 | 7.32 | 7.62 | 7.88 | 8.13 | 8.32 | ND | 8.46 |
| 13/07/1987 | 5.78 | 5.82 | 6.51 | 7.36 | 7.66 | 7.93 | 8.18 | 8.38 | ND | 8.54 |
| 14/07/1987 | 5.72 | 5.77 | 6.5 | 7.32 | 7.61 | 7.89 | 8.15 | 8.33 | ND | 8.51 |
| 15/07/1987 | 5.75 | 5.84 | 6.57 | 7.37 | 7.69 | 7.97 | 8.25 | 8.43 | ND | 8.61 |
| 16/07/1987 | 5.75 | 5.86 | 6.54 | 7.34 | 7.66 | 7.95 | 8.21 | 8.41 | ND | 8.59 |
| 17/07/1987 | 5.73 | 5.87 | 6.55 | 7.34 | 7.64 | 7.92 | 8.16 | 8.36 | ND | 8.55 |
| 20/07/1987 | 5.72 | 5.89 | 6.58 | 7.38 | 7.68 | 7.96 | 8.22 | 8.41 | ND | 8.61 |
| 21/07/1987 | 5.87 | 6.09 | 6.69 | 7.45 | 7.75 | 8.03 | 8.3 | 8.49 | ND | 8.72 |
| 22/07/1987 | 5.85 | 6.12 | 6.73 | 7.47 | 7.78 | 8.05 | 8.35 | 8.54 | ND | 8.78 |
| 23/07/1987 | 5.87 | 6.17 | 6.74 | 7.46 | 7.79 | 8.08 | 8.37 | 8.56 | ND | 8.8 |
| 24/07/1987 | 5.96 | 6.3 | 6.82 | 7.53 | 7.84 | 8.12 | 8.4 | 8.58 | ND | 8.83 |
| 27/07/1987 | 6.03 | 6.35 | 6.84 | 7.59 | 7.87 | 8.15 | 8.42 | 8.6 | ND | 8.84 |
| 28/07/1987 | 6.09 | 6.4 | 6.86 | 7.61 | 7.9 | 8.17 | 8.44 | 8.62 | ND | 8.86 |
| 29/07/1987 | 6.11 | 6.42 | 6.91 | 7.64 | 7.89 | 8.16 | 8.44 | 8.61 | ND | 8.85 |
| 30/07/1987 | 6.27 | 6.45 | 6.88 | 7.63 | 7.94 | 8.2 | 8.45 | 8.61 | ND | 8.84 |
| 31/07/1987 | 6.27 | 6.46 | 6.89 | 7.63 | 7.95 | 8.21 | 8.48 | 8.66 | ND | 8.89 |
| 03/08/1987 | 6.25 | 6.49 | 7.01 | 7.72 | 8.08 | 8.34 | 8.62 | 8.81 | ND | 9.02 |
| 04/08/1987 | 6.04 | 6.42 | 7.01 | 7.72 | 8.07 | 8.34 | 8.62 | 8.81 | ND | 9.04 |
| 05/08/1987 | 6.04 | 6.36 | 6.9 | 7.65 | 7.99 | 8.26 | 8.52 | 8.71 | ND | 8.95 |
| 06/08/1987 | 5.93 | 6.35 | 6.91 | 7.65 | 7.99 | 8.28 | 8.54 | 8.73 | ND | 8.96 |
| 07/08/1987 | 6.04 | 6.38 | 6.97 | 7.69 | 7.99 | 8.27 | 8.52 | 8.7 | ND | 8.93 |
| 10/08/1987 | 6.11 | 6.43 | 6.98 | 7.71 | 8.03 | 8.29 | 8.55 | 8.74 | ND | 8.96 |
| 11/08/1987 | 6.13 | 6.37 | 6.94 | 7.69 | 7.94 | 8.26 | 8.54 | 8.73 | ND | 8.95 |
| 12/08/1987 | 6.14 | 6.33 | 6.92 | 7.67 | 7.94 | 8.27 | 8.54 | 8.72 | ND | 8.95 |
| 13/08/1987 | 6.15 | 6.31 | 6.89 | 7.64 | 7.9 | 8.21 | 8.47 | 8.63 | ND | 8.85 |
| 14/08/1987 | 6.15 | 6.34 | 6.91 | 7.62 | 7.86 | 8.18 | 8.43 | 8.58 | ND | 8.77 |
| 17/08/1987 | 6.17 | 6.33 | 6.93 | 7.62 | 7.86 | 8.17 | 8.41 | 8.56 | ND | 8.77 |
| 18/08/1987 | 6.21 | 6.49 | 6.98 | 7.71 | 7.97 | 8.31 | 8.57 | 8.73 | ND | 8.95 |
| 19/08/1987 | 6.24 | 6.51 | 7.04 | 7.76 | 8.02 | 8.34 | 8.6 | 8.77 | ND | 8.98 |
| 20/08/1987 | 6.31 | 6.55 | 7.07 | 7.77 | 8.02 | 8.35 | 8.58 | 8.74 | ND | 8.94 |
| 21/08/1987 | 6.3 | 6.55 | 7.04 | 7.79 | 8.05 | 8.35 | 8.6 | 8.77 | ND | 8.97 |
| 24/08/1987 | 6.38 | 6.61 | 7.07 | 7.81 | 8.06 | 8.34 | 8.61 | 8.78 | ND | 8.99 |
| 25/08/1987 | 6.38 | 6.49 | 7.08 | 7.79 | 8.02 | 8.32 | 8.56 | 8.73 | ND | 8.94 |
| 26/08/1987 | 6.46 | 6.49 | 7.15 | 7.87 | 8.09 | 8.36 | 8.61 | 8.79 | ND | 8.99 |
| 27/08/1987 | 6.5 | 6.57 | 7.24 | 7.95 | 8.21 | 8.48 | 8.75 | 8.92 | ND | 9.11 |
| 28/08/1987 | 6.52 | 6.66 | 7.26 | 8.01 | 8.27 | 8.54 | 8.84 | 9.02 | ND | 9.18 |
| 31/08/1987 | 6.45 | 6.62 | 7.23 | 7.97 | 8.27 | 8.52 | 8.83 | 9 | ND | 9.17 |
| 01/09/1987 | 6.32 | 6.61 | 7.3 | 7.98 | 8.29 | 8.57 | 8.87 | 9.05 | ND | 9.24 |
| 02/09/1987 | 6.29 | 6.67 | 7.4 | 8.15 | 8.46 | 8.77 | 9.1 | 9.28 | ND | 9.45 |
| 03/09/1987 | 6.39 | 6.61 | 7.5 | 8.19 | 8.48 | 8.77 | 9.1 | 9.29 | ND | 9.47 |
| 04/09/1987 | 6.59 | 6.87 | 7.63 | 8.26 | 8.56 | 8.82 | 9.12 | 9.3 | ND | 9.47 |
| 07/09/1987 | ND | ND | ND | ND | ND | ND | ND | ND | ND | ND |
| 08/09/1987 | 6.66 | 6.91 | 7.78 | 8.46 | 8.75 | 9.02 | 9.34 | 9.5 | ND | 9.65 |
| 09/09/1987 | 6.65 | 7.04 | 7.75 | 8.43 | 8.74 | 9 | 9.35 | 9.48 | ND | 9.66 |
| 10/09/1987 | 6.54 | 6.7 | 7.67 | 8.36 | 8.69 | 8.95 | 9.26 | 9.42 | ND | 9.6 |
| 11/09/1987 | 6.56 | 6.8 | 7.66 | 8.31 | 8.62 | 8.88 | 9.19 | 9.33 | ND | 9.5 |
| 14/09/1987 | 6.56 | 6.87 | 7.67 | 8.26 | 8.56 | 8.87 | 9.17 | 9.34 | ND | 9.52 |
| 15/09/1987 | 6.55 | 7 | 7.66 | 8.3 | 8.63 | 8.95 | 9.29 | 9.44 | ND | 9.64 |
| 16/09/1987 | 6.55 | 7.04 | 7.66 | 8.35 | 8.7 | 9 | 9.35 | 9.52 | ND | 9.7 |
| 17/09/1987 | 6.59 | 7.03 | 7.65 | 8.34 | 8.69 | 8.98 | 9.32 | 9.48 | ND | 9.65 |
| 18/09/1987 | 6.63 | 7.03 | 7.62 | 8.3 | 8.63 | 8.91 | 9.22 | 9.38 | ND | 9.56 |
| 21/09/1987 | 6.74 | 7.12 | 7.68 | 8.33 | 8.67 | 8.94 | 9.28 | 9.45 | ND | 9.63 |
| 22/09/1987 | 6.73 | 7.12 | 7.67 | 8.31 | 8.64 | 8.91 | 9.2 | 9.37 | ND | 9.53 |
| 23/09/1987 | 6.71 | 7.11 | 7.66 | 8.31 | 8.66 | 8.92 | 9.24 | 9.4 | ND | 9.55 |
| 24/09/1987 | 6.67 | 7.19 | 7.74 | 8.42 | 8.77 | 9.03 | 9.36 | 9.51 | ND | 9.67 |
| 25/09/1987 | 6.76 | 7.25 | 7.77 | 8.48 | 8.8 | 9.06 | 9.37 | 9.53 | ND | 9.68 |
| 28/09/1987 | 6.81 | 7.28 | 7.76 | 8.48 | 8.78 | 9.07 | 9.38 | 9.52 | ND | 9.67 |
| 29/09/1987 | 6.92 | 7.29 | 7.88 | 8.6 | 8.92 | 9.17 | 9.49 | 9.64 | ND | 9.8 |
| 30/09/1987 | 6.83 | 7.19 | 7.92 | 8.6 | 8.93 | 9.21 | 9.5 | 9.63 | ND | 9.79 |
| 01/10/1987 | 6.86 | 7.18 | 7.94 | 8.62 | 8.93 | 9.22 | 9.53 | 9.66 | ND | 9.8 |
| 02/10/1987 | 6.89 | 7.22 | 7.92 | 8.61 | 8.91 | 9.2 | 9.48 | 9.6 | ND | 9.7 |
| 05/10/1987 | 6.92 | 7.25 | 8 | 8.66 | 8.97 | 9.28 | 9.57 | 9.69 | ND | 9.79 |
| 06/10/1987 | 6.77 | 7.34 | 8.01 | 8.73 | 9.03 | 9.32 | 9.6 | 9.72 | ND | 9.81 |
| 07/10/1987 | 6.78 | 7.33 | 8 | 8.73 | 9.02 | 9.31 | 9.55 | 9.71 | ND | 9.79 |
| 08/10/1987 | 6.93 | 7.68 | 8.24 | 9.03 | 9.2 | 9.49 | 9.73 | 9.86 | ND | 9.86 |
| 09/10/1987 | 7 | 7.74 | 8.25 | 9.01 | 9.3 | 9.56 | 9.81 | 9.94 | ND | 9.96 |
| 12/10/1987 | ND | ND | ND | ND | ND | ND | ND | ND | ND | ND |
| 13/10/1987 | 7.03 | 7.7 | 8.17 | 8.94 | 9.22 | 9.51 | 9.76 | 9.9 | ND | 9.92 |
| 14/10/1987 | 7.45 | 7.98 | 8.35 | 9.14 | 9.44 | 9.75 | 9.99 | 10.13 | ND | 10.12 |
| 15/10/1987 | 7.33 | 8.1 | 8.42 | 9.23 | 9.52 | 9.82 | 10.05 | 10.18 | ND | 10.24 |
| 16/10/1987 | 7.19 | 8.01 | 8.38 | 9.22 | 9.52 | 9.84 | 10.08 | 10.23 | ND | 10.24 |
| 19/10/1987 | 6.67 | 7.51 | 7.98 | 8.93 | 9.32 | 9.7 | 10 | 10.15 | ND | 10.25 |
| 20/10/1987 | 6.05 | 6.66 | 7.15 | 8.09 | 8.53 | 8.93 | 9.23 | 9.4 | ND | 9.49 |
| 21/10/1987 | 5.78 | 6.51 | 7.03 | 7.9 | 8.44 | 8.8 | 9.17 | 9.3 | ND | 9.44 |
| 22/10/1987 | 5.53 | 6.31 | 7.02 | 7.76 | 8.19 | 8.52 | 8.86 | 8.97 | ND | 9.15 |
| 23/10/1987 | 5.47 | 6.3 | 6.93 | 7.76 | 8.2 | 8.55 | 8.88 | 8.98 | ND | 9.11 |

| | | | | | | | | | | |
|---|---|---|---|---|---|---|---|---|---|---|
| 26/10/1987 | 5.44 | 6.24 | 6.73 | 7.57 | 7.98 | 8.33 | 8.65 | 8.8 | ND | 8.94 |
| 27/10/1987 | 5.39 | 6.3 | 6.81 | 7.66 | 8.06 | 8.42 | 8.73 | 8.92 | ND | 9.04 |
| 28/10/1987 | 5.25 | 6.18 | 6.72 | 7.65 | 8.05 | 8.43 | 8.79 | 9.01 | ND | 9.14 |
| 29/10/1987 | 5.19 | 6.08 | 6.66 | 7.53 | 7.95 | 8.33 | 8.68 | 8.89 | ND | 9.08 |
| 30/10/1987 | 5.45 | 6.27 | 6.75 | 7.58 | 8 | 8.37 | 8.69 | 8.88 | ND | 9.03 |
| 02/11/1987 | 5.85 | 6.57 | 6.98 | 7.72 | 8.09 | 8.44 | 8.78 | 8.98 | ND | 9.13 |
| 03/11/1987 | 5.81 | 6.37 | 6.87 | 7.67 | 8.02 | 8.38 | 8.72 | 8.91 | ND | 9.03 |
| 04/11/1987 | 5.71 | 6.32 | 6.83 | 7.6 | 7.97 | 8.3 | 8.66 | 8.85 | ND | 8.92 |
| 05/11/1987 | 5.76 | 6.31 | 6.76 | 7.5 | 7.81 | 8.18 | 8.54 | 8.72 | ND | 8.8 |
| 06/11/1987 | 5.92 | 6.4 | 6.9 | 7.62 | 7.92 | 8.28 | 8.62 | 8.76 | ND | 8.85 |
| 09/11/1987 | 5.92 | 6.49 | 6.92 | 7.64 | 7.95 | 8.3 | 8.63 | 8.78 | ND | 8.86 |
| 10/11/1987 | 5.85 | 6.48 | 6.89 | 7.61 | 7.91 | 8.27 | 8.62 | 8.79 | ND | 8.88 |
| 11/11/1987 | ND | ND | ND | ND | ND | ND | ND | ND | ND | ND |
| 12/11/1987 | 6.02 | 6.58 | 6.96 | 7.67 | 7.96 | 8.27 | 8.64 | 8.8 | ND | 8.88 |
| 13/11/1987 | 6.11 | 6.72 | 7.07 | 7.75 | 8.01 | 8.34 | 8.67 | 8.84 | ND | 8.93 |
| 16/11/1987 | 6.1 | 6.73 | 7.13 | 7.78 | 8.02 | 8.34 | 8.66 | 8.82 | ND | 8.9 |
| 17/11/1987 | 6.07 | 6.58 | 7.06 | 7.73 | 7.99 | 8.38 | 8.7 | 8.86 | ND | 8.94 |
| 18/11/1987 | 5.95 | 6.56 | 7.02 | 7.74 | 7.99 | 8.38 | 8.68 | 8.85 | ND | 8.94 |
| 19/11/1987 | 5.85 | 6.47 | 6.98 | 7.69 | 7.95 | 8.34 | 8.65 | 8.83 | ND | 8.92 |
| 20/11/1987 | 5.92 | 6.55 | 6.88 | 7.66 | 7.93 | 8.32 | 8.61 | 8.79 | ND | 8.88 |
| 23/11/1987 | 6 | 6.57 | 6.96 | 7.67 | 7.95 | 8.34 | 8.62 | 8.8 | ND | 8.89 |
| 24/11/1987 | 5.95 | 6.34 | 6.97 | 7.73 | 7.99 | 8.35 | 8.72 | 8.89 | ND | 9 |
| 25/11/1987 | 5.88 | 6.47 | 7.03 | 7.78 | 8.06 | 8.41 | 8.8 | 8.98 | ND | 9.06 |
| 26/11/1987 | ND | ND | ND | ND | ND | ND | ND | ND | ND | ND |
| 27/11/1987 | 5.82 | 6.52 | 7.12 | 7.87 | 8.2 | 8.55 | 8.94 | 9.11 | ND | 9.18 |
| 30/11/1987 | 5.42 | 6.41 | 7 | 7.73 | 8.05 | 8.43 | 8.82 | 8.99 | ND | 9.1 |
| 01/12/1987 | 5.72 | 6.49 | 7.05 | 7.77 | 8.07 | 8.44 | 8.84 | 9.01 | ND | 9.15 |
| 02/12/1987 | 5.66 | 6.49 | 7.03 | 7.79 | 8.07 | 8.43 | 8.83 | 9.01 | ND | 9.15 |
| 03/12/1987 | 5.52 | 6.46 | 7.01 | 7.72 | 8.01 | 8.35 | 8.76 | 8.94 | ND | 9.09 |
| 04/12/1987 | 5.61 | 6.46 | 7 | 7.72 | 8 | 8.35 | 8.76 | 8.94 | ND | 9.12 |
| 07/12/1987 | 6.05 | 6.78 | 7.2 | 7.86 | 8.16 | 8.48 | 8.9 | 9.07 | ND | 9.22 |
| 08/12/1987 | 6.05 | 6.75 | 7.21 | 7.88 | 8.15 | 8.49 | 8.91 | 9.09 | ND | 9.26 |
| 09/12/1987 | 6.02 | 6.72 | 7.18 | 7.88 | 8.15 | 8.47 | 8.88 | 9.05 | ND | 9.22 |
| 10/12/1987 | 6.11 | 6.8 | 7.32 | 8 | 8.29 | 8.63 | 9.05 | 9.23 | ND | 9.4 |
| 11/12/1987 | 6.05 | 6.8 | 7.3 | 8.02 | 8.31 | 8.65 | 9.08 | 9.28 | ND | 9.45 |
| 14/12/1987 | 6.08 | 6.84 | 7.3 | 8.01 | 8.31 | 8.63 | 9.06 | 9.23 | ND | 9.41 |
| 15/12/1987 | 6.12 | 6.75 | 7.22 | 7.92 | 8.2 | 8.54 | 8.93 | 9.09 | ND | 9.24 |
| 16/12/1987 | 6.13 | 6.72 | 7.21 | 7.89 | 8.15 | 8.46 | 8.82 | 9 | ND | 9.14 |
| 17/12/1987 | 6.12 | 6.77 | 7.27 | 7.89 | 8.15 | 8.47 | 8.85 | 9.03 | ND | 9.15 |
| 18/12/1987 | 6.06 | 6.71 | 7.16 | 7.82 | 8.06 | 8.39 | 8.74 | 8.89 | ND | 8.96 |
| 21/12/1987 | 6.1 | 6.79 | 7.18 | 7.84 | 8.09 | 8.38 | 8.74 | 8.88 | ND | 9.01 |
| 22/12/1987 | 6.12 | 6.81 | 7.24 | 7.91 | 8.17 | 8.48 | 8.8 | 8.95 | ND | 9.05 |
| 23/12/1987 | 5.96 | 6.74 | 7.18 | 7.83 | 8.1 | 8.4 | 8.67 | 8.83 | ND | 8.91 |
| 24/12/1987 | 5.92 | 6.72 | 7.17 | 7.83 | 8.1 | 8.37 | 8.67 | 8.82 | ND | 8.9 |
| 25/12/1987 | ND | ND | ND | ND | ND | ND | ND | ND | ND | ND |
| 28/12/1987 | 5.93 | 6.73 | 7.2 | 7.91 | 8.16 | 8.46 | 8.77 | 8.93 | ND | 9.01 |
| 29/12/1987 | 6.03 | 6.61 | 7.19 | 7.86 | 8.11 | 8.41 | 8.7 | 8.85 | ND | 8.95 |
| 30/12/1987 | 5.89 | 6.49 | 7.09 | 7.75 | 7.99 | 8.32 | 8.61 | 8.78 | ND | 8.9 |
| 31/12/1987 | 5.86 | 6.47 | 7.1 | 7.77 | 8.04 | 8.33 | 8.67 | 8.83 | ND | 8.95 |
| 01/01/1988 | ND | ND | ND | ND | ND | ND | ND | ND | ND | ND |
| 04/01/1988 | 6.09 | 6.6 | 7.15 | 7.77 | 8.03 | 8.35 | 8.69 | 8.83 | ND | 8.95 |
| 05/01/1988 | 6.12 | 6.67 | 7.11 | 7.76 | 7.99 | 8.29 | 8.62 | 8.76 | ND | 8.88 |
| 06/01/1988 | 6.03 | 6.68 | 7.14 | 7.79 | 8.03 | 8.37 | 8.68 | 8.82 | ND | 8.97 |
| 07/01/1988 | 5.96 | 6.67 | 7.13 | 7.79 | 8.03 | 8.35 | 8.66 | 8.83 | ND | 8.97 |
| 08/01/1988 | 6.06 | 6.77 | 7.24 | 7.92 | 8.16 | 8.48 | 8.8 | 8.97 | ND | 9.12 |
| 11/01/1988 | 5.91 | 6.67 | 7.15 | 7.8 | 8.05 | 8.41 | 8.74 | 8.94 | ND | 9.1 |
| 12/01/1988 | 5.99 | 6.63 | 7.15 | 7.8 | 8.04 | 8.39 | 8.73 | 8.93 | ND | 9.1 |
| 13/01/1988 | 5.97 | 6.59 | 7.14 | 7.76 | 8.01 | 8.36 | 8.67 | 8.87 | ND | 9.05 |
| 14/01/1988 | 6.07 | 6.6 | 7.16 | 7.76 | 8.01 | 8.36 | 8.67 | 8.86 | ND | 9.05 |
| 15/01/1988 | 6.07 | 6.55 | 6.98 | 7.61 | 7.83 | 8.13 | 8.42 | 8.6 | ND | 8.76 |
| 18/01/1988 | ND | ND | ND | ND | ND | ND | ND | ND | ND | ND |
| 19/01/1988 | 6.18 | 6.66 | 7.01 | 7.66 | 7.87 | 8.16 | 8.45 | 8.65 | ND | 8.81 |
| 20/01/1988 | 5.99 | 6.56 | 6.93 | 7.59 | 7.82 | 8.11 | 8.41 | 8.61 | ND | 8.78 |
| 21/01/1988 | 6 | 6.53 | 6.84 | 7.52 | 7.77 | 8.04 | 8.32 | 8.53 | ND | 8.7 |
| 22/01/1988 | 6 | 6.49 | 6.82 | 7.51 | 7.73 | 8.01 | 8.29 | 8.49 | ND | 8.67 |
| 25/01/1988 | 6.04 | 6.5 | 6.82 | 7.49 | 7.72 | 7.99 | 8.26 | 8.45 | ND | 8.62 |
| 26/01/1988 | 6.01 | 6.49 | 6.87 | 7.56 | 7.8 | 8.08 | 8.35 | 8.54 | ND | 8.71 |
| 27/01/1988 | 5.92 | 6.37 | 6.77 | 7.37 | 7.63 | 7.91 | 8.18 | 8.38 | ND | 8.55 |
| 28/01/1988 | 5.86 | 6.35 | 6.72 | 7.29 | 7.54 | 7.83 | 8.12 | 8.33 | ND | 8.49 |
| 29/01/1988 | 5.82 | 6.32 | 6.66 | 7.22 | 7.48 | 7.76 | 8.06 | 8.26 | ND | 8.42 |
| 01/02/1988 | 5.86 | 6.37 | 6.68 | 7.22 | 7.5 | 7.78 | 8.07 | 8.26 | ND | 8.42 |
| 02/02/1988 | 5.89 | 6.4 | 6.67 | 7.21 | 7.38 | 7.7 | 7.98 | 8.18 | ND | 8.32 |
| 03/02/1988 | 5.89 | 6.4 | 6.69 | 7.24 | 7.44 | 7.76 | 8.05 | 8.21 | ND | 8.39 |
| 04/02/1988 | 5.83 | 6.34 | 6.67 | 7.24 | 7.44 | 7.76 | 8.07 | 8.24 | ND | 8.46 |
| 05/02/1988 | 5.81 | 6.25 | 6.55 | 7.1 | 7.32 | 7.64 | 7.95 | 8.12 | ND | 8.36 |
| 08/02/1988 | 5.83 | 6.23 | 6.59 | 7.16 | 7.37 | 7.7 | 8.01 | 8.19 | ND | 8.41 |
| 09/02/1988 | 5.78 | 6.12 | 6.55 | 7.12 | 7.34 | 7.65 | 7.98 | 8.16 | ND | 8.4 |
| 10/02/1988 | 5.79 | 6.1 | 6.53 | 7.07 | 7.28 | 7.59 | 7.92 | 8.11 | ND | 8.35 |
| 11/02/1988 | 5.81 | 6.17 | 6.61 | 7.12 | 7.31 | 7.64 | 7.97 | 8.16 | ND | 8.4 |
| 12/02/1988 | 5.93 | 6.31 | 6.68 | 7.22 | 7.42 | 7.77 | 8.09 | 8.28 | ND | 8.5 |
| 15/02/1988 | ND | ND | ND | ND | ND | ND | ND | ND | ND | ND |
| 16/02/1988 | 5.95 | 6.34 | 6.73 | 7.26 | 7.45 | 7.79 | 8.12 | 8.31 | ND | 8.53 |
| 17/02/1988 | 5.92 | 6.28 | 6.72 | 7.24 | 7.42 | 7.8 | 8.12 | 8.32 | ND | 8.54 |
| 18/02/1988 | 5.87 | 6.27 | 6.67 | 7.23 | 7.41 | 7.78 | 8.09 | 8.28 | ND | 8.51 |
| 19/02/1988 | 5.86 | 6.24 | 6.67 | 7.21 | 7.39 | 7.77 | 8.08 | 8.26 | ND | 8.5 |
| 22/02/1988 | 5.85 | 6.21 | 6.65 | 7.2 | 7.38 | 7.75 | 8.05 | 8.24 | ND | 8.48 |
| 23/02/1988 | 5.81 | 6.06 | 6.6 | 7.16 | 7.33 | 7.69 | 7.97 | 8.17 | ND | 8.4 |
| 24/02/1988 | 5.8 | 6.04 | 6.61 | 7.15 | 7.34 | 7.69 | 7.98 | 8.18 | ND | 8.41 |
| 25/02/1988 | 5.81 | 6.06 | 6.66 | 7.17 | 7.37 | 7.68 | 8.01 | 8.23 | ND | 8.45 |
| 26/02/1988 | 5.76 | 6.04 | 6.64 | 7.16 | 7.35 | 7.67 | 7.97 | 8.18 | ND | 8.42 |
| 29/02/1988 | 5.8 | 6.06 | 6.63 | 7.13 | 7.33 | 7.64 | 7.95 | 8.16 | ND | 8.39 |
| 01/03/1988 | 5.78 | 6.13 | 6.61 | 7.11 | 7.3 | 7.61 | 7.95 | 8.15 | ND | 8.4 |
| 02/03/1988 | 5.77 | 6.12 | 6.59 | 7.07 | 7.29 | 7.59 | 7.92 | 8.13 | ND | 8.37 |
| 03/03/1988 | 5.76 | 6.12 | 6.6 | 7.08 | 7.29 | 7.59 | 7.9 | 8.12 | ND | 8.36 |
| 04/03/1988 | 5.88 | 6.25 | 6.72 | 7.2 | 7.45 | 7.74 | 8.06 | 8.28 | ND | 8.52 |
| 07/03/1988 | 5.9 | 6.25 | 6.74 | 7.22 | 7.44 | 7.77 | 8.08 | 8.3 | ND | 8.54 |
| 08/03/1988 | 5.91 | 6.14 | 6.75 | 7.25 | 7.45 | 7.79 | 8.11 | 8.33 | ND | 8.58 |
| 09/03/1988 | 5.89 | 6.11 | 6.72 | 7.22 | 7.45 | 7.76 | 8.11 | 8.32 | ND | 8.58 |
| 10/03/1988 | 5.92 | 6.12 | 6.76 | 7.25 | 7.48 | 7.81 | 8.15 | 8.35 | ND | 8.6 |
| 11/03/1988 | 5.9 | 6.1 | 6.63 | 7.2 | 7.43 | 7.76 | 8.11 | 8.29 | ND | 8.55 |
| 14/03/1988 | 5.87 | 6.11 | 6.64 | 7.2 | 7.42 | 7.76 | 8.11 | 8.29 | ND | 8.55 |
| 15/03/1988 | 5.77 | 6.03 | 6.62 | 7.19 | 7.42 | 7.76 | 8.11 | 8.3 | ND | 8.56 |
| 16/03/1988 | 5.77 | 6.05 | 6.67 | 7.24 | 7.47 | 7.81 | 8.18 | 8.36 | ND | 8.63 |
| 17/03/1988 | 5.76 | 5.97 | 6.58 | 7.17 | 7.41 | 7.76 | 8.12 | 8.3 | ND | 8.57 |
| 18/03/1988 | 5.82 | 6.1 | 6.64 | 7.23 | 7.46 | 7.81 | 8.23 | 8.41 | ND | 8.69 |
| 21/03/1988 | 5.91 | 6.17 | 6.73 | 7.32 | 7.56 | 7.91 | 8.29 | 8.47 | ND | 8.74 |
| 22/03/1988 | 5.95 | 6.22 | 6.73 | 7.33 | 7.58 | 7.91 | 8.29 | 8.46 | ND | 8.73 |
| 23/03/1988 | 6 | 6.3 | 6.8 | 7.39 | 7.61 | 7.95 | 8.32 | 8.47 | ND | 8.76 |
| 24/03/1988 | 5.96 | 6.32 | 6.83 | 7.46 | 7.66 | 8.01 | 8.35 | 8.51 | ND | 8.77 |
| 25/03/1988 | 5.87 | 6.27 | 6.76 | 7.41 | 7.61 | 7.95 | 8.31 | 8.47 | ND | 8.72 |
| 28/03/1988 | 5.92 | 6.3 | 6.79 | 7.42 | 7.66 | 8.03 | 8.42 | 8.58 | ND | 8.83 |
| 29/03/1988 | 5.91 | 6.32 | 6.79 | 7.42 | 7.66 | 8.03 | 8.39 | 8.56 | ND | 8.81 |
| 30/03/1988 | 5.92 | 6.33 | 6.79 | 7.43 | 7.65 | 8.03 | 8.4 | 8.57 | ND | 8.83 |
| 31/03/1988 | 5.87 | 6.32 | 6.76 | 7.41 | 7.66 | 8.04 | 8.4 | 8.57 | ND | 8.82 |
| 01/04/1988 | ND | ND | ND | ND | ND | ND | ND | ND | ND | ND |
| 04/04/1988 | 6.04 | 6.52 | 7 | 7.58 | 7.81 | 8.19 | 8.53 | 8.68 | ND | 8.92 |
| 05/04/1988 | 6.18 | 6.5 | 7.04 | 7.6 | 7.84 | 8.18 | 8.52 | 8.67 | ND | 8.9 |
| 06/04/1988 | 6.23 | 6.47 | 7.04 | 7.57 | 7.79 | 8.13 | 8.47 | 8.61 | ND | 8.83 |
| 07/04/1988 | 6.23 | 6.48 | 7.04 | 7.54 | 7.77 | 8.12 | 8.46 | 8.6 | ND | 8.82 |
| 08/04/1988 | 6.2 | 6.47 | 6.95 | 7.47 | 7.69 | 8.05 | 8.37 | 8.52 | ND | 8.74 |
| 11/04/1988 | 6.23 | 6.52 | 6.96 | 7.5 | 7.73 | 8.1 | 8.44 | 8.59 | ND | 8.82 |
| 12/04/1988 | 6.1 | 6.41 | 6.89 | 7.49 | 7.71 | 8.09 | 8.4 | 8.57 | ND | 8.79 |
| 13/04/1988 | 6.03 | 6.34 | 6.83 | 7.45 | 7.67 | 8.05 | 8.36 | 8.56 | ND | 8.77 |
| 14/04/1988 | 5.9 | 6.34 | 6.89 | 7.56 | 7.79 | 8.15 | 8.48 | 8.67 | ND | 8.91 |
| 15/04/1988 | 6.05 | 6.51 | 7.03 | 7.6 | 7.85 | 8.2 | 8.53 | 8.74 | ND | 8.97 |
| 18/04/1988 | 6.04 | 6.49 | 7.05 | 7.6 | 7.88 | 8.25 | 8.6 | 8.81 | ND | 9.03 |
| 19/04/1988 | 5.98 | 6.49 | 7.03 | 7.57 | 7.87 | 8.24 | 8.59 | 8.81 | ND | 9.06 |
| 20/04/1988 | 6.01 | 6.54 | 7.04 | 7.65 | 7.9 | 8.27 | 8.61 | 8.83 | ND | 9.06 |
| 21/04/1988 | 6 | 6.52 | 7.02 | 7.64 | 7.9 | 8.26 | 8.58 | 8.82 | ND | 9.06 |
| 22/04/1988 | 6 | 6.52 | 7.02 | 7.64 | 7.87 | 8.23 | 8.56 | 8.78 | ND | 9.03 |
| 25/04/1988 | 6.04 | 6.54 | 7.04 | 7.64 | 7.87 | 8.23 | 8.55 | 8.78 | ND | 9.03 |
| 26/04/1988 | 6.07 | 6.55 | 7.02 | 7.64 | 7.87 | 8.24 | 8.57 | 8.8 | ND | 9.04 |
| 27/04/1988 | 6.04 | 6.52 | 7.03 | 7.63 | 7.89 | 8.25 | 8.57 | 8.8 | ND | 9.05 |
| 28/04/1988 | 6.13 | 6.62 | 7.1 | 7.69 | 7.97 | 8.32 | 8.64 | 8.86 | ND | 9.11 |
| 29/04/1988 | 6.16 | 6.66 | 7.14 | 7.73 | 7.98 | 8.33 | 8.65 | 8.87 | ND | 9.11 |
| 02/05/1988 | 6.29 | 6.77 | 7.21 | 7.78 | 8.03 | 8.39 | 8.7 | 8.94 | ND | 9.17 |
| 03/05/1988 | 6.31 | 6.72 | 7.2 | 7.77 | 8.01 | 8.35 | 8.67 | 8.89 | ND | 9.12 |
| 04/05/1988 | 6.32 | 6.7 | 7.2 | 7.77 | 8.03 | 8.35 | 8.67 | 8.9 | ND | 9.13 |
| 05/05/1988 | 6.37 | 6.69 | 7.22 | 7.79 | 8.06 | 8.39 | 8.7 | 8.92 | ND | 9.12 |
| 06/05/1988 | 6.48 | 6.83 | 7.31 | 7.87 | 8.17 | 8.48 | 8.79 | 9.01 | ND | 9.18 |
| 09/05/1988 | 6.52 | 6.88 | 7.34 | 7.95 | 8.2 | 8.5 | 8.81 | 9.03 | ND | 9.18 |
| 10/05/1988 | 6.53 | 6.8 | 7.37 | 8 | 8.23 | 8.55 | 8.86 | 9.07 | ND | 9.2 |
| 11/05/1988 | 6.45 | 6.77 | 7.33 | 7.95 | 8.21 | 8.55 | 8.86 | 9.05 | ND | 9.22 |
| 12/05/1988 | 6.4 | 6.74 | 7.31 | 7.95 | 8.18 | 8.55 | 8.86 | 9.04 | ND | 9.17 |
| 13/05/1988 | 6.37 | 6.74 | 7.28 | 7.9 | 8.14 | 8.51 | 8.82 | 9 | ND | 9.11 |
| 16/05/1988 | 6.4 | 6.76 | 7.32 | 7.93 | 8.16 | 8.52 | 8.83 | 9.01 | ND | 9.13 |
| 17/05/1988 | 6.49 | 6.87 | 7.38 | 7.99 | 8.25 | 8.64 | 8.92 | 9.12 | ND | 9.22 |
| 18/05/1988 | 6.4 | 6.86 | 7.39 | 8.04 | 8.28 | 8.68 | 9 | 9.19 | ND | 9.31 |
| 19/05/1988 | 6.34 | 6.89 | 7.45 | 8.04 | 8.28 | 8.67 | 8.99 | 9.18 | ND | 9.3 |
| 20/05/1988 | 6.44 | 6.91 | 7.45 | 8.08 | 8.32 | 8.7 | 9.02 | 9.22 | ND | 9.35 |
| 23/05/1988 | 6.47 | 6.98 | 7.52 | 8.12 | 8.36 | 8.74 | 9.05 | 9.23 | ND | 9.36 |
| 24/05/1988 | 6.5 | 7.04 | 7.52 | 8.14 | 8.36 | 8.73 | 9.03 | 9.22 | ND | 9.34 |
| 25/05/1988 | 6.52 | 7.11 | 7.58 | 8.17 | 8.37 | 8.73 | 9.03 | 9.2 | ND | 9.31 |
| 26/05/1988 | 6.62 | 7.18 | 7.65 | 8.23 | 8.43 | 8.72 | 9.04 | 9.21 | ND | 9.32 |
| 27/05/1988 | 6.65 | 7.17 | 7.65 | 8.23 | 8.46 | 8.75 | 9.06 | 9.24 | ND | 9.33 |
| 30/05/1988 | ND | ND | ND | ND | ND | ND | ND | ND | ND | ND |
| 31/05/1988 | 6.67 | 7.19 | 7.66 | 8.21 | 8.44 | 8.73 | 9.03 | 9.2 | ND | 9.3 |
| 01/06/1988 | 6.67 | 7.12 | 7.58 | 8.09 | 8.32 | 8.57 | 8.88 | 9.03 | ND | 9.12 |
| 02/06/1988 | 6.64 | 7.14 | 7.62 | 8.13 | 8.34 | 8.6 | 8.91 | 9.07 | ND | 9.16 |
| 03/06/1988 | 6.66 | 7.05 | 7.51 | 8.06 | 8.24 | 8.52 | 8.81 | 8.97 | ND | 9.07 |
| 06/06/1988 | 6.68 | 7.05 | 7.51 | 8.04 | 8.23 | 8.51 | 8.81 | 8.97 | ND | 9.06 |
| 07/06/1988 | 6.63 | 7.03 | 7.52 | 8.04 | 8.25 | 8.54 | 8.85 | 9.02 | ND | 9.12 |
| 08/06/1988 | 6.59 | 6.96 | 7.41 | 7.96 | 8.17 | 8.46 | 8.77 | 8.92 | ND | 9.02 |
| 09/06/1988 | 6.64 | 6.98 | 7.43 | 7.97 | 8.19 | 8.5 | 8.8 | 8.96 | ND | 9.06 |
| 10/06/1988 | 6.65 | 6.98 | 7.43 | 7.99 | 8.18 | 8.47 | 8.77 | 8.92 | ND | 9.04 |
| 13/06/1988 | 6.65 | 6.99 | 7.43 | 7.98 | 8.17 | 8.45 | 8.75 | 8.91 | ND | 9.02 |
| 14/06/1988 | 6.54 | 6.87 | 7.29 | 7.8 | 7.98 | 8.25 | 8.55 | 8.69 | ND | 8.81 |
| 15/06/1988 | 6.53 | 6.85 | 7.32 | 7.84 | 8.02 | 8.29 | 8.58 | 8.71 | ND | 8.83 |
| 16/06/1988 | 6.49 | 6.92 | 7.42 | 7.96 | 8.17 | 8.46 | 8.76 | 8.89 | ND | 8.98 |
| 17/06/1988 | 6.57 | 7.03 | 7.54 | 8.1 | 8.3 | 8.58 | 8.88 | 9.02 | ND | 9.12 |
| 20/06/1988 | 6.6 | 7.11 | 7.57 | 8.14 | 8.32 | 8.59 | 8.88 | 9.02 | ND | 9.09 |
| 21/06/1988 | 6.76 | 7.2 | 7.6 | 8.15 | 8.34 | 8.61 | 8.9 | 9.03 | ND | 9.1 |
| 22/06/1988 | 6.72 | 7.13 | 7.5 | 8.04 | 8.22 | 8.49 | 8.77 | 8.9 | ND | 8.94 |
| 23/06/1988 | 6.73 | 7.1 | 7.5 | 8.05 | 8.22 | 8.47 | 8.74 | 8.88 | ND | 8.9 |
| 24/06/1988 | 6.72 | 7.09 | 7.48 | 8.03 | 8.21 | 8.45 | 8.72 | 8.85 | ND | 8.87 |
| 27/06/1988 | 6.78 | 7.16 | 7.55 | 8.1 | 8.27 | 8.54 | 8.81 | 8.94 | ND | 8.96 |
| 28/06/1988 | 6.81 | 7.06 | 7.53 | 8.05 | 8.24 | 8.48 | 8.75 | 8.87 | ND | 8.89 |
| 29/06/1988 | 6.78 | 7.05 | 7.53 | 8.03 | 8.21 | 8.47 | 8.75 | 8.88 | ND | 8.92 |
| 30/06/1988 | 6.77 | 7.04 | 7.5 | 8.02 | 8.18 | 8.41 | 8.7 | 8.82 | ND | 8.87 |
| 01/07/1988 | 6.76 | 7.13 | 7.49 | 7.98 | 8.14 | 8.38 | 8.65 | 8.77 | ND | 8.84 |
| 04/07/1988 | ND | ND | ND | ND | ND | ND | ND | ND | ND | ND |
| 05/07/1988 | 6.77 | 7.04 | 7.53 | 8.04 | 8.18 | 8.42 | 8.7 | 8.82 | ND | 8.88 |
| 06/07/1988 | 6.73 | 7.01 | 7.55 | 8.07 | 8.22 | 8.47 | 8.76 | 8.91 | ND | 8.98 |
| 07/07/1988 | 6.76 | 7.1 | 7.6 | 8.13 | 8.28 | 8.52 | 8.81 | 8.95 | ND | 9 |
| 08/07/1988 | 6.88 | 7.35 | 7.78 | 8.25 | 8.41 | 8.64 | 8.92 | 9.04 | ND | 9.1 |
| 11/07/1988 | 6.84 | 7.31 | 7.76 | 8.25 | 8.4 | 8.62 | 8.9 | 9.02 | ND | 9.06 |
| 12/07/1988 | 6.94 | 7.35 | 7.76 | 8.27 | 8.45 | 8.68 | 8.95 | 9.08 | ND | 9.11 |
| 13/07/1988 | 6.93 | 7.35 | 7.76 | 8.27 | 8.46 | 8.69 | 8.97 | 9.12 | ND | 9.2 |
| 14/07/1988 | 6.95 | 7.38 | 7.83 | 8.33 | 8.5 | 8.7 | 8.97 | 9.12 | ND | 9.19 |
| 15/07/1988 | 6.94 | 7.43 | 7.82 | 8.31 | 8.46 | 8.67 | 8.92 | 9.08 | ND | 9.16 |
| 18/07/1988 | 6.9 | 7.44 | 7.82 | 8.35 | 8.52 | 8.73 | 8.99 | 9.15 | ND | 9.24 |
| 19/07/1988 | 6.9 | 7.42 | 7.76 | 8.32 | 8.48 | 8.7 | 8.95 | 9.1 | ND | 9.21 |
| 20/07/1988 | 6.92 | 7.42 | 7.75 | 8.31 | 8.49 | 8.7 | 8.96 | 9.11 | ND | 9.24 |
| 21/07/1988 | 7 | 7.48 | 7.83 | 8.39 | 8.55 | 8.75 | 9 | 9.16 | ND | 9.27 |
| 22/07/1988 | 6.96 | 7.4 | 7.78 | 8.35 | 8.5 | 8.71 | 8.96 | 9.11 | ND | 9.21 |
| 25/07/1988 | 7.04 | 7.44 | 7.79 | 8.34 | 8.5 | 8.69 | 8.93 | 9.07 | ND | 9.16 |
| 26/07/1988 | 7.11 | 7.46 | 7.8 | 8.35 | 8.52 | 8.72 | 8.94 | 9.09 | ND | 9.19 |
| 27/07/1988 | 7.23 | 7.55 | 7.88 | 8.44 | 8.6 | 8.77 | 8.98 | 9.14 | ND | 9.26 |
| 28/07/1988 | 7.22 | 7.52 | 7.89 | 8.44 | 8.62 | 8.79 | 9.02 | 9.16 | ND | 9.27 |
| 29/07/1988 | 7.18 | 7.5 | 7.9 | 8.39 | 8.57 | 8.75 | 8.98 | 9.12 | ND | 9.23 |
| 01/08/1988 | 7.15 | 7.5 | 7.89 | 8.36 | 8.53 | 8.7 | 8.94 | 9.07 | ND | 9.17 |
| 02/08/1988 | 7.12 | 7.49 | 7.85 | 8.32 | 8.49 | 8.63 | 8.87 | 9 | ND | 9.08 |
| 03/08/1988 | 7.12 | 7.46 | 7.84 | 8.34 | 8.51 | 8.64 | 8.89 | 9.04 | ND | 9.1 |
| 04/08/1988 | 7.06 | 7.44 | 7.83 | 8.31 | 8.46 | 8.61 | 8.84 | 8.99 | ND | 9.04 |
| 05/08/1988 | 7.15 | 7.62 | 8.03 | 8.47 | 8.62 | 8.78 | 8.98 | 9.12 | ND | 9.14 |
| 08/08/1988 | 7.09 | 7.63 | 8.04 | 8.48 | 8.63 | 8.79 | 8.96 | 9.12 | ND | 9.13 |
| 09/08/1988 | 7.29 | 7.79 | 8.16 | 8.59 | 8.72 | 8.88 | 9.04 | 9.2 | ND | 9.21 |
| 10/08/1988 | 7.21 | 7.81 | 8.17 | 8.64 | 8.81 | 9 | 9.18 | 9.3 | ND | 9.36 |
| 11/08/1988 | 7.24 | 7.84 | 8.25 | 8.68 | 8.82 | 9.02 | 9.22 | 9.35 | ND | 9.4 |
| 12/08/1988 | 7.25 | 7.84 | 8.23 | 8.68 | 8.82 | 9.03 | 9.23 | 9.36 | ND | 9.42 |
| 15/08/1988 | 7.25 | 7.85 | 8.25 | 8.7 | 8.82 | 9.04 | 9.24 | 9.37 | ND | 9.44 |
| 16/08/1988 | 7.29 | 7.95 | 8.28 | 8.72 | 8.84 | 9.03 | 9.21 | 9.35 | ND | 9.4 |
| 17/08/1988 | 7.26 | 7.95 | 8.28 | 8.74 | 8.86 | 9.06 | 9.24 | 9.38 | ND | 9.43 |
| 18/08/1988 | 7.26 | 7.94 | 8.27 | 8.74 | 8.86 | 9.05 | 9.21 | 9.35 | ND | 9.41 |
| 19/08/1988 | 7.3 | 7.94 | 8.27 | 8.74 | 8.86 | 9.05 | 9.21 | 9.35 | ND | 9.41 |
| 22/08/1988 | 7.33 | 7.95 | 8.27 | 8.76 | 8.89 | 9.09 | 9.24 | 9.37 | ND | 9.44 |
| 23/08/1988 | 7.39 | 7.87 | 8.25 | 8.71 | 8.85 | 9.04 | 9.19 | 9.32 | ND | 9.39 |
| 24/08/1988 | 7.42 | 7.86 | 8.25 | 8.73 | 8.85 | 9.02 | 9.21 | 9.34 | ND | 9.4 |
| 25/08/1988 | 7.49 | 7.88 | 8.31 | 8.78 | 8.92 | 9.08 | 9.28 | 9.41 | ND | 9.46 |
| 26/08/1988 | 7.57 | 7.88 | 8.32 | 8.78 | 8.92 | 9.07 | 9.26 | 9.38 | ND | 9.43 |
| 29/08/1988 | 7.57 | 7.88 | 8.3 | 8.75 | 8.86 | 9 | 9.19 | 9.3 | ND | 9.36 |
| 30/08/1988 | 7.54 | 7.9 | 8.3 | 8.73 | 8.86 | 8.98 | 9.16 | 9.27 | ND | 9.33 |
| 31/08/1988 | 7.54 | 7.89 | 8.28 | 8.71 | 8.83 | 8.95 | 9.13 | 9.25 | ND | 9.31 |
| 01/09/1988 | 7.52 | 7.89 | 8.24 | 8.68 | 8.82 | 8.95 | 9.14 | 9.25 | ND | 9.31 |
| 02/09/1988 | 7.45 | 7.79 | 8.06 | 8.45 | 8.58 | 8.7 | 8.87 | 9 | ND | 9.05 |
| 05/09/1988 | ND | ND | ND | ND | ND | ND | ND | ND | ND | ND |
| 06/09/1988 | 7.51 | 7.8 | 8.08 | 8.47 | 8.58 | 8.7 | 8.88 | 8.99 | ND | 9.05 |
| 07/09/1988 | 7.57 | 7.81 | 8.09 | 8.45 | 8.57 | 8.69 | 8.87 | 8.99 | ND | 9.04 |
| 08/09/1988 | 7.56 | 7.82 | 8.1 | 8.45 | 8.58 | 8.69 | 8.88 | 8.99 | ND | 9.05 |
| 09/09/1988 | 7.52 | 7.81 | 8.07 | 8.42 | 8.52 | 8.62 | 8.82 | 8.93 | ND | 8.99 |
| 12/09/1988 | 7.48 | 7.79 | 8.08 | 8.44 | 8.55 | 8.66 | 8.85 | 8.97 | ND | 9.04 |
| 13/09/1988 | 7.4 | 7.79 | 8.02 | 8.4 | 8.52 | 8.65 | 8.83 | 8.94 | ND | 9.01 |
| 14/09/1988 | 7.39 | 7.74 | 7.95 | 8.36 | 8.47 | 8.59 | 8.77 | 8.88 | ND | 8.96 |
| 15/09/1988 | 7.4 | 7.77 | 7.98 | 8.39 | 8.51 | 8.63 | 8.8 | 8.91 | ND | 9 |
| 16/09/1988 | 7.38 | 7.75 | 8.02 | 8.4 | 8.53 | 8.65 | 8.82 | 8.93 | ND | 9.01 |
| 19/09/1988 | 7.38 | 7.78 | 8.05 | 8.44 | 8.55 | 8.69 | 8.86 | 8.97 | ND | 9.07 |
| 20/09/1988 | 7.44 | 7.77 | 8.07 | 8.45 | 8.56 | 8.68 | 8.86 | 8.97 | ND | 9.06 |
| 21/09/1988 | 7.42 | 7.76 | 8.05 | 8.4 | 8.51 | 8.64 | 8.82 | 8.93 | ND | 9.02 |
| 22/09/1988 | 7.43 | 7.78 | 8.09 | 8.44 | 8.54 | 8.67 | 8.85 | 8.95 | ND | 9.05 |
| 23/09/1988 | 7.47 | 7.83 | 8.09 | 8.47 | 8.56 | 8.69 | 8.86 | 8.97 | ND | 9.05 |
| 26/09/1988 | 7.55 | 7.89 | 8.17 | 8.52 | 8.61 | 8.73 | 8.9 | 9 | ND | 9.09 |
| 27/09/1988 | 7.57 | 7.95 | 8.21 | 8.55 | 8.66 | 8.77 | 8.94 | 9.04 | ND | 9.11 |
| 28/09/1988 | 7.58 | 7.97 | 8.23 | 8.59 | 8.69 | 8.81 | 8.97 | 9.06 | ND | 9.15 |
| 29/09/1988 | 7.53 | 7.89 | 8.18 | 8.53 | 8.63 | 8.73 | 8.89 | 8.98 | ND | 9.08 |
| 30/09/1988 | 7.49 | 7.85 | 8.13 | 8.43 | 8.52 | 8.61 | 8.78 | 8.87 | ND | 8.98 |
| 03/10/1988 | 7.5 | 7.84 | 8.13 | 8.41 | 8.5 | 8.59 | 8.76 | 8.84 | ND | 8.96 |
| 04/10/1988 | 7.47 | 7.9 | 8.15 | 8.43 | 8.51 | 8.6 | 8.79 | 8.87 | ND | 8.97 |
| 05/10/1988 | 7.46 | 7.89 | 8.15 | 8.43 | 8.51 | 8.6 | 8.79 | 8.87 | ND | 8.98 |
| 06/10/1988 | 7.55 | 7.95 | 8.18 | 8.43 | 8.52 | 8.61 | 8.78 | 8.87 | ND | 8.97 |
| 07/10/1988 | 7.51 | 7.83 | 8.02 | 8.26 | 8.34 | 8.43 | 8.61 | 8.7 | ND | 8.81 |
| 10/10/1988 | ND | ND | ND | ND | ND | ND | ND | ND | ND | ND |
| 11/10/1988 | 7.55 | 7.82 | 8.04 | 8.29 | 8.39 | 8.48 | 8.67 | 8.75 | ND | 8.86 |
| 12/10/1988 | 7.52 | 7.81 | 8.06 | 8.35 | 8.46 | 8.56 | 8.73 | 8.84 | ND | 8.94 |
| 13/10/1988 | 7.58 | 7.81 | 8.11 | 8.36 | 8.46 | 8.55 | 8.73 | 8.84 | ND | 8.94 |
| 14/10/1988 | 7.56 | 7.79 | 8.07 | 8.33 | 8.43 | 8.52 | 8.7 | 8.81 | ND | 8.9 |
| 17/10/1988 | 7.58 | 7.81 | 8.08 | 8.33 | 8.43 | 8.5 | 8.68 | 8.79 | ND | 8.88 |
| 18/10/1988 | 7.6 | 7.95 | 8.09 | 8.33 | 8.39 | 8.49 | 8.67 | 8.78 | ND | 8.87 |
| 19/10/1988 | 7.68 | 7.99 | 8.14 | 8.38 | 8.44 | 8.53 | 8.71 | 8.82 | ND | 8.91 |
| 20/10/1988 | 7.7 | 7.98 | 8.13 | 8.38 | 8.44 | 8.52 | 8.69 | 8.79 | ND | 8.85 |
| 21/10/1988 | 7.69 | 8 | 8.15 | 8.4 | 8.46 | 8.54 | 8.72 | 8.83 | ND | 8.89 |
| 24/10/1988 | 7.77 | 8.04 | 8.19 | 8.42 | 8.48 | 8.54 | 8.72 | 8.83 | ND | 8.93 |
| 25/10/1988 | 7.69 | 7.96 | 8.17 | 8.42 | 8.48 | 8.53 | 8.72 | 8.83 | ND | 8.93 |
| 26/10/1988 | 7.66 | 7.92 | 8.12 | 8.34 | 8.43 | 8.48 | 8.68 | 8.79 | ND | 8.92 |
| 27/10/1988 | 7.63 | 7.88 | 8.08 | 8.27 | 8.35 | 8.41 | 8.6 | 8.72 | ND | 8.84 |
| 28/10/1988 | 7.62 | 7.89 | 8.07 | 8.27 | 8.35 | 8.4 | 8.57 | 8.69 | ND | 8.8 |
| 31/10/1988 | 7.62 | 7.89 | 8.06 | 8.25 | 8.32 | 8.37 | 8.52 | 8.65 | ND | 8.74 |
| 01/11/1988 | 7.58 | 7.87 | 8.05 | 8.25 | 8.33 | 8.38 | 8.55 | 8.68 | ND | 8.76 |
| 02/11/1988 | 7.61 | 7.89 | 8.08 | 8.29 | 8.37 | 8.44 | 8.6 | 8.73 | ND | 8.81 |
| 03/11/1988 | 7.65 | 7.89 | 8.07 | 8.27 | 8.35 | 8.42 | 8.56 | 8.69 | ND | 8.76 |
| 04/11/1988 | 7.7 | 8.04 | 8.22 | 8.39 | 8.52 | 8.58 | 8.71 | 8.85 | ND | 8.91 |
| 07/11/1988 | 7.75 | 8.11 | 8.31 | 8.5 | 8.6 | 8.66 | 8.79 | 8.91 | ND | 8.96 |
| 08/11/1988 | 7.85 | 8.17 | 8.34 | 8.53 | 8.56 | 8.66 | 8.79 | 8.91 | ND | 8.97 |
| 09/11/1988 | 7.82 | 8.19 | 8.36 | 8.57 | 8.63 | 8.71 | 8.83 | 8.91 | ND | 9.01 |
| 10/11/1988 | 7.9 | 8.22 | 8.4 | 8.6 | 8.64 | 8.72 | 8.84 | 8.9 | ND | 8.99 |
| 11/11/1988 | ND | ND | ND | ND | ND | ND | ND | ND | ND | ND |
| 14/11/1988 | 8.06 | 8.29 | 8.45 | 8.62 | 8.68 | 8.76 | 8.84 | 8.91 | ND | 9.01 |
| 15/11/1988 | 8.23 | 8.39 | 8.55 | 8.69 | 8.72 | 8.78 | 8.86 | 8.92 | ND | 9.01 |
| 16/11/1988 | 8.22 | 8.42 | 8.6 | 8.75 | 8.79 | 8.87 | 8.93 | 9 | ND | 9.1 |
| 17/11/1988 | 8.2 | 8.39 | 8.57 | 8.75 | 8.82 | 8.9 | 8.98 | 9.06 | ND | 9.14 |
| 18/11/1988 | 8.21 | 8.4 | 8.58 | 8.77 | 8.83 | 8.91 | 8.99 | 9.05 | ND | 9.12 |
| 21/11/1988 | 8.27 | 8.44 | 8.63 | 8.81 | 8.85 | 8.92 | 8.99 | 9.04 | ND | 9.11 |
| 22/11/1988 | 8.28 | 8.52 | 8.71 | 8.88 | 8.93 | 8.99 | 9.04 | 9.09 | ND | 9.12 |
| 23/11/1988 | 8.29 | 8.51 | 8.7 | 8.87 | 8.93 | 8.97 | 9.04 | 9.08 | ND | 9.11 |
| 24/11/1988 | ND | ND | ND | ND | ND | ND | ND | ND | ND | ND |
| 25/11/1988 | 8.31 | 8.59 | 8.78 | 8.98 | 9.03 | 9.07 | 9.14 | 9.17 | ND | 9.18 |
| 28/11/1988 | 8.27 | 8.59 | 8.76 | 9 | 9.04 | 9.06 | 9.13 | 9.16 | ND | 9.15 |
| 29/11/1988 | 8.27 | 8.56 | 8.74 | 8.96 | 9 | 9.02 | 9.1 | 9.13 | ND | 9.13 |
| 30/11/1988 | 8.1 | 8.42 | 8.62 | 8.84 | 8.87 | 8.91 | 9.02 | 9.06 | ND | 9.07 |
| 01/12/1988 | 8.12 | 8.45 | 8.66 | 8.86 | 8.88 | 8.88 | 8.99 | 9.01 | ND | 9.02 |
| 02/12/1988 | 8.34 | 8.72 | 8.96 | 9.12 | 9.13 | 9.11 | 9.17 | 9.18 | ND | 9.18 |
| 05/12/1988 | 8.3 | 8.72 | 8.94 | 9.09 | 9.09 | 9.07 | 9.12 | 9.13 | ND | 9.13 |
| 06/12/1988 | 8.23 | 8.61 | 8.8 | 8.88 | 8.91 | 8.88 | 8.94 | 8.95 | ND | 8.95 |
| 07/12/1988 | 8.27 | 8.65 | 8.84 | 8.93 | 8.97 | 8.93 | 8.99 | 9 | ND | 8.98 |
| 08/12/1988 | 8.26 | 8.67 | 8.9 | 9 | 9.03 | 9.01 | 9.04 | 9.02 | ND | 8.97 |
| 09/12/1988 | 8.14 | 8.67 | 8.95 | 9.03 | 9.05 | 9.05 | 9.1 | 9.07 | ND | 8.97 |
| 12/12/1988 | 8.19 | 8.7 | 8.96 | 9.05 | 9.07 | 9.07 | 9.11 | 9.08 | ND | 8.94 |
| 13/12/1988 | 8.38 | 8.8 | 9.08 | 9.16 | 9.16 | 9.15 | 9.18 | 9.15 | ND | 8.98 |
| 14/12/1988 | 8.41 | 8.81 | 9.13 | 9.2 | 9.21 | 9.19 | 9.22 | 9.19 | ND | 9.06 |
| 15/12/1988 | 8.48 | 8.73 | 9.18 | 9.2 | 9.22 | 9.21 | 9.22 | 9.19 | ND | 9.07 |
| 16/12/1988 | 8.44 | 8.71 | 9.13 | 9.18 | 9.2 | 9.18 | 9.2 | 9.17 | ND | 9.05 |
| 19/12/1988 | 8.48 | 8.72 | 9.11 | 9.18 | 9.18 | 9.16 | 9.18 | 9.15 | ND | 9.05 |
| 20/12/1988 | 8.47 | 8.73 | 9.04 | 9.11 | 9.1 | 9.09 | 9.11 | 9.08 | ND | 8.96 |
| 21/12/1988 | 8.38 | 8.62 | 8.98 | 9.09 | 9.09 | 9.08 | 9.1 | 9.07 | ND | 8.96 |
| 22/12/1988 | 8.33 | 8.65 | 8.95 | 9.04 | 9.11 | 9.09 | 9.11 | 9.07 | ND | 8.94 |
| 23/12/1988 | 8.32 | 8.63 | 8.94 | 9.04 | 9.11 | 9.08 | 9.11 | 9.05 | ND | 8.92 |
| 26/12/1988 | ND | ND | ND | ND | ND | ND | ND | ND | ND | ND |
| 27/12/1988 | 8.45 | 8.79 | 9.06 | 9.15 | 9.2 | 9.17 | 9.2 | 9.13 | ND | 8.96 |
| 28/12/1988 | 8.55 | 8.85 | 9.12 | 9.23 | 9.23 | 9.22 | 9.27 | 9.21 | ND | 9.01 |
| 29/12/1988 | 8.41 | 8.73 | 9.08 | 9.18 | 9.2 | 9.19 | 9.22 | 9.18 | ND | 9.01 |
| 30/12/1988 | 8.37 | 8.67 | 9.02 | 9.14 | 9.18 | 9.14 | 9.18 | 9.14 | ND | 9 |
| 02/01/1989 | ND | ND | ND | ND | ND | ND | ND | ND | ND | ND |
| 03/01/1989 | 8.43 | 8.77 | 9.11 | 9.21 | 9.26 | 9.25 | 9.28 | 9.23 | ND | 9.09 |
| 04/01/1989 | 8.54 | 8.87 | 9.14 | 9.25 | 9.26 | 9.24 | 9.28 | 9.22 | ND | 9.08 |
| 05/01/1989 | 8.56 | 8.97 | 9.22 | 9.32 | 9.34 | 9.32 | 9.34 | 9.27 | ND | 9.1 |
| 06/01/1989 | 8.58 | 8.97 | 9.2 | 9.32 | 9.35 | 9.3 | 9.32 | 9.25 | ND | 9.06 |
| 09/01/1989 | 8.58 | 9 | 9.18 | 9.29 | 9.34 | 9.3 | 9.32 | 9.23 | ND | 9.05 |
| 10/01/1989 | 8.6 | 8.93 | 9.15 | 9.25 | 9.32 | 9.29 | 9.31 | 9.24 | ND | 9.05 |
| 11/01/1989 | 8.53 | 8.91 | 9.17 | 9.29 | 9.31 | 9.28 | 9.3 | 9.24 | ND | 9.05 |
| 12/01/1989 | 8.55 | 8.88 | 9.06 | 9.2 | 9.23 | 9.2 | 9.2 | 9.14 | ND | 8.98 |
| 13/01/1989 | 8.49 | 8.8 | 8.99 | 9.14 | 9.15 | 9.1 | 9.1 | 9.06 | ND | 8.89 |
| 16/01/1989 | ND | ND | ND | ND | ND | ND | ND | ND | ND | ND |
| 17/01/1989 | 8.54 | 8.84 | 9.03 | 9.16 | 9.17 | 9.11 | 9.1 | 9.06 | ND | 8.89 |
| 18/01/1989 | 8.55 | 8.78 | 8.95 | 9.13 | 9.12 | 9.07 | 9.04 | 8.99 | ND | 8.84 |
| 19/01/1989 | 8.52 | 8.75 | 8.91 | 9.09 | 9.11 | 9.06 | 9.05 | 9 | ND | 8.86 |
| 20/01/1989 | 8.52 | 8.75 | 8.93 | 9.13 | 9.15 | 9.11 | 9.07 | 9.03 | ND | 8.89 |
| 23/01/1989 | 8.56 | 8.77 | 8.95 | 9.13 | 9.13 | 9.06 | 9.05 | 9 | ND | 8.87 |
| 24/01/1989 | 8.5 | 8.74 | 8.91 | 9.07 | 9.04 | 8.98 | 8.97 | 8.93 | ND | 8.78 |
| 25/01/1989 | 8.59 | 8.83 | 9 | 9.1 | 9.11 | 9.05 | 9.03 | 8.99 | ND | 8.82 |
| 26/01/1989 | 8.64 | 8.85 | 9.03 | 9.14 | 9.17 | 9.07 | 9.04 | 8.99 | ND | 8.81 |
| 27/01/1989 | 8.62 | 8.83 | 8.98 | 9.07 | 9.09 | 9.03 | 9 | 8.95 | ND | 8.76 |
| 30/01/1989 | 8.58 | 8.85 | 9 | 9.1 | 9.13 | 9.07 | 9.05 | 9 | ND | 8.83 |
| 31/01/1989 | 8.69 | 8.91 | 9.04 | 9.12 | 9.13 | 9.08 | 9.03 | 9.01 | ND | 8.84 |
| 01/02/1989 | 8.67 | 8.89 | 9.02 | 9.12 | 9.13 | 9.05 | 9.03 | 8.99 | ND | 8.83 |
| 02/02/1989 | 8.68 | 8.9 | 9.03 | 9.12 | 9.12 | 9.05 | 9.02 | 8.98 | ND | 8.82 |
| 03/02/1989 | 8.78 | 9.02 | 9.17 | 9.23 | 9.19 | 9.1 | 9.06 | 9.01 | ND | 8.84 |
| 06/02/1989 | 8.83 | 9.04 | 9.18 | 9.25 | 9.22 | 9.11 | 9.06 | 9.01 | ND | 8.85 |
| 07/02/1989 | 8.84 | 8.98 | 9.1 | 9.19 | 9.17 | 9.06 | 9.01 | 8.96 | ND | 8.8 |

| | | | | | | | | | | |
|---|---|---|---|---|---|---|---|---|---|---|
| 08/11/1996 | 5.18 | 5.29 | 5.45 | 5.76 | 5.88 | 6.04 | 6.16 | 6.29 | 6.63 | 6.51 |
| 11/11/1996 | ND | ND | ND | ND | ND | ND | ND | ND | ND | ND |
| 12/11/1996 | 5.18 | 5.29 | 5.43 | 5.73 | 5.84 | 5.98 | 6.09 | 6.19 | 6.56 | 6.44 |
| 13/11/1996 | 5.17 | 5.28 | 5.42 | 5.71 | 5.84 | 5.99 | 6.1 | 6.2 | 6.58 | 6.46 |
| 14/11/1996 | 5.17 | 5.27 | 5.4 | 5.66 | 5.77 | 5.93 | 6.05 | 6.15 | 6.53 | 6.42 |
| 15/11/1996 | 5.16 | 5.26 | 5.4 | 5.68 | 5.79 | 5.96 | 6.09 | 6.19 | 6.55 | 6.46 |
| 18/11/1996 | 5.18 | 5.27 | 5.41 | 5.7 | 5.81 | 5.97 | 6.1 | 6.2 | 6.56 | 6.46 |
| 19/11/1996 | 5.17 | 5.26 | 5.4 | 5.68 | 5.78 | 5.94 | 6.07 | 6.17 | 6.53 | 6.44 |
| 20/11/1996 | 5.17 | 5.26 | 5.4 | 5.65 | 5.77 | 5.92 | 6.04 | 6.14 | 6.5 | 6.41 |
| 21/11/1996 | 5.18 | 5.26 | 5.43 | 5.67 | 5.78 | 5.94 | 6.05 | 6.15 | 6.52 | 6.42 |
| 22/11/1996 | 5.18 | 5.27 | 5.44 | 5.69 | 5.8 | 5.94 | 6.05 | 6.15 | 6.54 | 6.44 |
| 25/11/1996 | 5.18 | 5.28 | 5.43 | 5.67 | 5.77 | 5.92 | 6.04 | 6.13 | 6.53 | 6.42 |
| 26/11/1996 | 5.16 | 5.27 | 5.41 | 5.66 | 5.77 | 5.91 | 6.04 | 6.13 | 6.52 | 6.43 |
| 27/11/1996 | 5.15 | 5.26 | 5.41 | 5.66 | 5.77 | 5.91 | 6.05 | 6.14 | 6.53 | 6.44 |
| 28/11/1996 | ND | ND | ND | ND | ND | ND | ND | ND | ND | ND |
| 29/11/1996 | 5.13 | 5.25 | 5.38 | 5.59 | 5.7 | 5.84 | 5.97 | 6.06 | 6.45 | 6.36 |
| 02/12/1996 | 5.08 | 5.24 | 5.4 | 5.61 | 5.72 | 5.85 | 5.97 | 6.08 | 6.46 | 6.36 |
| 03/12/1996 | 5.05 | 5.22 | 5.39 | 5.61 | 5.7 | 5.84 | 5.95 | 6.06 | 6.44 | 6.35 |
| 04/12/1996 | 5.03 | 5.2 | 5.41 | 5.64 | 5.75 | 5.89 | 6.01 | 6.11 | 6.49 | 6.4 |
| 05/12/1996 | 5.04 | 5.22 | 5.44 | 5.71 | 5.82 | 5.99 | 6.12 | 6.22 | 6.6 | 6.5 |
| 06/12/1996 | 5.03 | 5.23 | 5.45 | 5.73 | 5.84 | 6.02 | 6.16 | 6.26 | 6.62 | 6.53 |
| 09/12/1996 | 4.96 | 5.18 | 5.43 | 5.7 | 5.81 | 5.97 | 6.11 | 6.21 | 6.58 | 6.48 |
| 10/12/1996 | 4.96 | 5.19 | 5.43 | 5.71 | 5.83 | 5.99 | 6.12 | 6.23 | 6.59 | 6.49 |
| 11/12/1996 | 4.96 | 5.22 | 5.49 | 5.82 | 5.95 | 6.14 | 6.28 | 6.38 | 6.71 | 6.61 |
| 12/12/1996 | 4.97 | 5.2 | 5.49 | 5.84 | 5.98 | 6.14 | 6.3 | 6.4 | 6.74 | 6.64 |
| 13/12/1996 | 4.92 | 5.2 | 5.46 | 5.77 | 5.89 | 6.06 | 6.22 | 6.33 | 6.68 | 6.58 |
| 16/12/1996 | 4.97 | 5.22 | 5.49 | 5.82 | 5.95 | 6.13 | 6.27 | 6.39 | 6.72 | 6.63 |
| 17/12/1996 | 5 | 5.27 | 5.51 | 5.87 | 5.99 | 6.17 | 6.31 | 6.42 | 6.76 | 6.66 |
| 18/12/1996 | 5.03 | 5.28 | 5.55 | 5.89 | 6.04 | 6.21 | 6.36 | 6.46 | 6.8 | 6.69 |
| 19/12/1996 | 5.01 | 5.25 | 5.5 | 5.83 | 5.97 | 6.13 | 6.25 | 6.36 | 6.69 | 6.6 |
| 20/12/1996 | 5.02 | 5.26 | 5.49 | 5.83 | 5.95 | 6.12 | 6.25 | 6.35 | 6.69 | 6.59 |
| 23/12/1996 | 5.1 | 5.29 | 5.52 | 5.85 | 5.97 | 6.12 | 6.24 | 6.34 | 6.67 | 6.58 |
| 24/12/1996 | 5.09 | 5.27 | 5.51 | 5.85 | 5.98 | 6.13 | 6.25 | 6.36 | 6.68 | 6.59 |
| 25/12/1996 | ND | ND | ND | ND | ND | ND | ND | ND | ND | ND |
| 26/12/1996 | 5.1 | 5.27 | 5.5 | 5.85 | 5.98 | 6.13 | 6.25 | 6.35 | 6.68 | 6.59 |
| 27/12/1996 | 5.11 | 5.28 | 5.47 | 5.81 | 5.93 | 6.09 | 6.21 | 6.3 | 6.63 | 6.54 |
| 30/12/1996 | 5.21 | 5.29 | 5.47 | 5.8 | 5.95 | 6.1 | 6.21 | 6.31 | 6.63 | 6.54 |
| 31/12/1996 | 5.21 | 5.33 | 5.51 | 5.88 | 6.04 | 6.21 | 6.34 | 6.43 | 6.73 | 6.65 |
| 01/01/1997 | ND | ND | ND | ND | ND | ND | ND | ND | ND | ND |
| 02/01/1997 | 5.19 | 5.35 | 5.63 | 5.97 | 6.13 | 6.3 | 6.45 | 6.54 | 6.85 | 6.75 |
| 03/01/1997 | 5.17 | 5.34 | 5.6 | 5.95 | 6.11 | 6.28 | 6.42 | 6.52 | 6.84 | 6.74 |
| 06/01/1997 | 5.17 | 5.31 | 5.61 | 5.97 | 6.12 | 6.3 | 6.44 | 6.54 | 6.86 | 6.77 |
| 07/01/1997 | 5.16 | 5.3 | 5.61 | 5.98 | 6.14 | 6.32 | 6.47 | 6.57 | 6.89 | 6.8 |
| 08/01/1997 | 5.16 | 5.3 | 5.61 | 6.01 | 6.17 | 6.34 | 6.49 | 6.6 | 6.92 | 6.83 |
| 09/01/1997 | 5.13 | 5.27 | 5.57 | 5.94 | 6.1 | 6.27 | 6.41 | 6.52 | 6.85 | 6.76 |
| 10/01/1997 | 5.17 | 5.33 | 5.66 | 6.06 | 6.21 | 6.4 | 6.52 | 6.63 | 6.94 | 6.86 |
| 13/01/1997 | 5.08 | 5.31 | 5.66 | 6.07 | 6.22 | 6.4 | 6.52 | 6.63 | 6.95 | 6.85 |
| 14/01/1997 | 5.19 | 5.27 | 5.6 | 5.98 | 6.12 | 6.3 | 6.43 | 6.53 | 6.86 | 6.77 |
| 15/01/1997 | 5.16 | 5.28 | 5.57 | 5.98 | 6.12 | 6.3 | 6.43 | 6.53 | 6.87 | 6.79 |
| 16/01/1997 | 5.16 | 5.28 | 5.61 | 6 | 6.15 | 6.33 | 6.47 | 6.57 | 6.91 | 6.83 |
| 17/01/1997 | 5.14 | 5.28 | 5.6 | 6 | 6.14 | 6.32 | 6.46 | 6.56 | 6.9 | 6.83 |
| 20/01/1997 | ND | ND | ND | ND | ND | ND | ND | ND | ND | ND |
| 21/01/1997 | 5.18 | 5.31 | 5.6 | 5.99 | 6.12 | 6.29 | 6.41 | 6.52 | 6.86 | 6.78 |
| 22/01/1997 | 5.18 | 5.33 | 5.6 | 6 | 6.15 | 6.32 | 6.45 | 6.56 | 6.9 | 6.83 |
| 23/01/1997 | 5.18 | 5.34 | 5.62 | 6.06 | 6.19 | 6.35 | 6.49 | 6.6 | 6.93 | 6.85 |
| 24/01/1997 | 5.16 | 5.34 | 5.62 | 6.07 | 6.21 | 6.39 | 6.53 | 6.64 | 6.97 | 6.89 |
| 27/01/1997 | 5.21 | 5.34 | 5.66 | 6.11 | 6.25 | 6.42 | 6.57 | 6.69 | 7.01 | 6.94 |
| 28/01/1997 | 5.18 | 5.3 | 5.61 | 6.04 | 6.19 | 6.38 | 6.53 | 6.64 | 6.98 | 6.91 |
| 29/01/1997 | 5.18 | 5.29 | 5.61 | 6.04 | 6.19 | 6.38 | 6.52 | 6.63 | 6.97 | 6.9 |
| 30/01/1997 | 5.18 | 5.31 | 5.63 | 6.01 | 6.16 | 6.35 | 6.49 | 6.61 | 6.95 | 6.88 |
| 31/01/1997 | 5.15 | 5.28 | 5.58 | 5.94 | 6.08 | 6.26 | 6.4 | 6.53 | 6.86 | 6.8 |
| 03/02/1997 | 5.12 | 5.28 | 5.54 | 5.89 | 6.03 | 6.21 | 6.34 | 6.47 | 6.81 | 6.74 |
| 04/02/1997 | 5.1 | 5.28 | 5.54 | 5.88 | 6.02 | 6.19 | 6.32 | 6.45 | 6.78 | 6.72 |
| 05/02/1997 | 5.13 | 5.28 | 5.53 | 5.91 | 6.04 | 6.21 | 6.35 | 6.47 | 6.81 | 6.75 |
| 06/02/1997 | 5.14 | 5.28 | 5.53 | 5.91 | 6.05 | 6.22 | 6.36 | 6.49 | 6.83 | 6.76 |
| 07/02/1997 | 5.14 | 5.26 | 5.49 | 5.86 | 6 | 6.17 | 6.32 | 6.43 | 6.78 | 6.72 |
| 10/02/1997 | 5.17 | 5.29 | 5.5 | 5.87 | 6 | 6.16 | 6.29 | 6.43 | 6.77 | 6.71 |
| 11/02/1997 | 5.14 | 5.28 | 5.52 | 5.88 | 6.01 | 6.18 | 6.3 | 6.43 | 6.77 | 6.71 |
| 12/02/1997 | 5.16 | 5.26 | 5.52 | 5.9 | 6.04 | 6.19 | 6.31 | 6.39 | 6.78 | 6.72 |
| 13/02/1997 | 5.13 | 5.21 | 5.48 | 5.83 | 5.97 | 6.12 | 6.23 | 6.32 | 6.69 | 6.58 |
| 14/02/1997 | 5.1 | 5.17 | 5.45 | 5.79 | 5.91 | 6.07 | 6.18 | 6.28 | 6.64 | 6.53 |
| 17/02/1997 | ND | ND | ND | ND | ND | ND | ND | ND | ND | ND |
| 18/02/1997 | 5.12 | 5.24 | 5.46 | 5.8 | 5.92 | 6.08 | 6.19 | 6.28 | 6.65 | 6.55 |
| 19/02/1997 | 5.11 | 5.24 | 5.46 | 5.82 | 5.93 | 6.1 | 6.21 | 6.3 | 6.67 | 6.57 |
| 20/02/1997 | 5.1 | 5.23 | 5.49 | 5.85 | 5.99 | 6.17 | 6.3 | 6.38 | 6.74 | 6.64 |
| 21/02/1997 | 5.09 | 5.23 | 5.48 | 5.85 | 5.98 | 6.16 | 6.27 | 6.36 | 6.74 | 6.63 |
| 24/02/1997 | 5.16 | 5.23 | 5.5 | 5.89 | 6.02 | 6.19 | 6.3 | 6.39 | 6.76 | 6.66 |
| 25/02/1997 | 5.13 | 5.24 | 5.52 | 5.9 | 6.04 | 6.2 | 6.31 | 6.4 | 6.76 | 6.66 |
| 26/02/1997 | 5.22 | 5.3 | 5.64 | 6.06 | 6.21 | 6.37 | 6.48 | 6.56 | 6.9 | 6.8 |
| 27/02/1997 | 5.22 | 5.35 | 5.66 | 6.09 | 6.23 | 6.4 | 6.5 | 6.58 | 6.92 | 6.82 |
| 28/02/1997 | 5.22 | 5.39 | 5.67 | 6.09 | 6.23 | 6.39 | 6.5 | 6.56 | 6.91 | 6.8 |
| 03/03/1997 | 5.24 | 5.39 | 5.68 | 6.11 | 6.25 | 6.41 | 6.53 | 6.58 | 6.94 | 6.83 |
| 04/03/1997 | 5.25 | 5.4 | 5.7 | 6.11 | 6.27 | 6.44 | 6.55 | 6.6 | 6.97 | 6.86 |
| 05/03/1997 | 5.21 | 5.41 | 5.71 | 6.13 | 6.27 | 6.43 | 6.55 | 6.6 | 6.96 | 6.85 |
| 06/03/1997 | 5.23 | 5.43 | 5.72 | 6.15 | 6.29 | 6.45 | 6.58 | 6.62 | 6.99 | 6.89 |
| 07/03/1997 | 5.22 | 5.4 | 5.68 | 6.1 | 6.25 | 6.39 | 6.52 | 6.57 | 6.93 | 6.83 |
| 10/03/1997 | 5.2 | 5.4 | 5.7 | 6.1 | 6.25 | 6.4 | 6.52 | 6.56 | 6.94 | 6.83 |
| 11/03/1997 | 5.18 | 5.38 | 5.68 | 6.09 | 6.25 | 6.4 | 6.53 | 6.57 | 6.96 | 6.84 |
| 12/03/1997 | 5.21 | 5.4 | 5.71 | 6.12 | 6.27 | 6.43 | 6.56 | 6.6 | 6.98 | 6.87 |
| 13/03/1997 | 5.26 | 5.45 | 5.76 | 6.21 | 6.38 | 6.55 | 6.68 | 6.72 | 7.09 | 6.98 |
| 14/03/1997 | 5.24 | 5.43 | 5.74 | 6.18 | 6.35 | 6.53 | 6.66 | 6.71 | 7.07 | 6.95 |
| 17/03/1997 | 5.25 | 5.48 | 5.77 | 6.22 | 6.38 | 6.55 | 6.67 | 6.72 | 7.08 | 6.96 |
| 18/03/1997 | 5.25 | 5.48 | 5.77 | 6.22 | 6.38 | 6.56 | 6.68 | 6.72 | 7.08 | 6.96 |
| 19/03/1997 | 5.29 | 5.5 | 5.79 | 6.24 | 6.41 | 6.58 | 6.7 | 6.74 | 7.1 | 6.99 |
| 20/03/1997 | 5.34 | 5.55 | 5.83 | 6.27 | 6.45 | 6.61 | 6.7 | 6.75 | 7.09 | 6.97 |
| 21/03/1997 | 5.41 | 5.59 | 5.88 | 6.29 | 6.46 | 6.61 | 6.7 | 6.74 | 7.08 | 6.96 |
| 24/03/1997 | 5.4 | 5.55 | 5.87 | 6.29 | 6.45 | 6.58 | 6.69 | 6.72 | 7.06 | 6.94 |
| 25/03/1997 | 5.44 | 5.6 | 5.91 | 6.33 | 6.48 | 6.63 | 6.72 | 6.75 | 7.07 | 6.95 |
| 26/03/1997 | 5.35 | 5.59 | 5.97 | 6.38 | 6.52 | 6.66 | 6.76 | 6.8 | 7.11 | 7 |
| 27/03/1997 | 5.37 | 5.6 | 6.02 | 6.45 | 6.61 | 6.76 | 6.88 | 6.9 | 7.2 | 7.09 |
| 28/03/1997 | ND | ND | ND | ND | ND | ND | ND | ND | ND | ND |
| 31/03/1997 | 5.35 | 5.55 | 6.02 | 6.45 | 6.6 | 6.77 | 6.89 | 6.92 | 7.22 | 7.1 |
| 01/04/1997 | 5.32 | 5.53 | 6 | 6.42 | 6.58 | 6.74 | 6.87 | 6.9 | 7.21 | 7.09 |
| 02/04/1997 | 5.3 | 5.53 | 5.98 | 6.42 | 6.58 | 6.73 | 6.85 | 6.88 | 7.2 | 7.08 |
| 03/04/1997 | 5.27 | 5.52 | 5.95 | 6.4 | 6.55 | 6.72 | 6.84 | 6.86 | 7.19 | 7.08 |
| 04/04/1997 | 5.29 | 5.56 | 5.98 | 6.44 | 6.61 | 6.78 | 6.9 | 6.92 | 7.25 | 7.14 |
| 07/04/1997 | 5.26 | 5.55 | 5.97 | 6.41 | 6.57 | 6.73 | 6.84 | 6.87 | 7.2 | 7.08 |
| 08/04/1997 | 5.25 | 5.56 | 5.98 | 6.44 | 6.61 | 6.76 | 6.87 | 6.91 | 7.23 | 7.11 |
| 09/04/1997 | 5.24 | 5.59 | 5.98 | 6.44 | 6.6 | 6.77 | 6.88 | 6.91 | 7.22 | 7.11 |
| 10/04/1997 | 5.29 | 5.62 | 5.99 | 6.46 | 6.61 | 6.78 | 6.88 | 6.91 | 7.22 | 7.11 |
| 11/04/1997 | 5.31 | 5.66 | 6.04 | 6.53 | 6.69 | 6.85 | 6.95 | 6.98 | 7.29 | 7.17 |
| 14/04/1997 | 5.3 | 5.61 | 6.04 | 6.54 | 6.7 | 6.86 | 6.95 | 6.98 | 7.29 | 7.17 |
| 15/04/1997 | 5.31 | 5.62 | 5.99 | 6.45 | 6.62 | 6.76 | 6.87 | 6.88 | 7.21 | 7.1 |
| 16/04/1997 | 5.29 | 5.63 | 5.99 | 6.49 | 6.64 | 6.79 | 6.88 | 6.9 | 7.22 | 7.11 |
| 17/04/1997 | 5.29 | 5.64 | 5.96 | 6.44 | 6.6 | 6.75 | 6.84 | 6.86 | 7.18 | 7.07 |
| 18/04/1997 | 5.29 | 5.63 | 5.94 | 6.42 | 6.57 | 6.73 | 6.81 | 6.84 | 7.17 | 7.06 |
| 21/04/1997 | 5.36 | 5.61 | 5.97 | 6.46 | 6.61 | 6.76 | 6.85 | 6.87 | 7.2 | 7.09 |
| 22/04/1997 | 5.36 | 5.59 | 5.97 | 6.43 | 6.59 | 6.73 | 6.81 | 6.84 | 7.16 | 7.05 |
| 23/04/1997 | 5.37 | 5.62 | 6 | 6.47 | 6.63 | 6.78 | 6.86 | 6.89 | 7.2 | 7.09 |
| 24/04/1997 | 5.32 | 5.63 | 6.05 | 6.52 | 6.68 | 6.83 | 6.92 | 6.93 | 7.23 | 7.13 |
| 25/04/1997 | 5.31 | 5.65 | 6.08 | 6.54 | 6.7 | 6.83 | 6.92 | 6.94 | 7.25 | 7.14 |
| 28/04/1997 | 5.35 | 5.68 | 6.06 | 6.51 | 6.66 | 6.81 | 6.9 | 6.92 | 7.23 | 7.12 |
| 29/04/1997 | 5.34 | 5.53 | 5.92 | 6.34 | 6.49 | 6.64 | 6.75 | 6.77 | 7.09 | 6.99 |
| 30/04/1997 | 5.28 | 5.53 | 5.9 | 6.29 | 6.42 | 6.57 | 6.68 | 6.72 | 7.05 | 6.95 |
| 01/05/1997 | 5.24 | 5.55 | 5.89 | 6.27 | 6.41 | 6.55 | 6.65 | 6.69 | 7.02 | 6.93 |
| 02/05/1997 | 5.24 | 5.56 | 5.88 | 6.26 | 6.4 | 6.54 | 6.63 | 6.68 | 6.99 | 6.9 |
| 05/05/1997 | 5.22 | 5.57 | 5.88 | 6.28 | 6.41 | 6.54 | 6.63 | 6.67 | 6.99 | 6.9 |
| 06/05/1997 | 5.21 | 5.59 | 5.9 | 6.29 | 6.39 | 6.56 | 6.63 | 6.67 | 6.98 | 6.89 |
| 07/05/1997 | 5.22 | 5.57 | 5.95 | 6.36 | 6.51 | 6.63 | 6.72 | 6.76 | 7.05 | 6.96 |
| 08/05/1997 | 5.21 | 5.55 | 5.93 | 6.33 | 6.47 | 6.59 | 6.68 | 6.72 | 7.01 | 6.92 |
| 09/05/1997 | 5.19 | 5.48 | 5.86 | 6.24 | 6.4 | 6.51 | 6.62 | 6.67 | 6.97 | 6.89 |
| 12/05/1997 | 5.24 | 5.55 | 5.85 | 6.23 | 6.37 | 6.5 | 6.6 | 6.65 | 6.96 | 6.88 |
| 13/05/1997 | 5.24 | 5.55 | 5.88 | 6.3 | 6.44 | 6.6 | 6.67 | 6.71 | 7.01 | 6.92 |
| 14/05/1997 | 5.19 | 5.52 | 5.86 | 6.26 | 6.41 | 6.54 | 6.64 | 6.68 | 6.98 | 6.9 |
| 15/05/1997 | 5.13 | 5.54 | 5.84 | 6.25 | 6.39 | 6.52 | 6.61 | 6.67 | 6.96 | 6.88 |
| 16/05/1997 | 5.2 | 5.57 | 5.87 | 6.28 | 6.41 | 6.55 | 6.64 | 6.7 | 7 | 6.91 |
| 19/05/1997 | 5.38 | 5.62 | 5.89 | 6.28 | 6.42 | 6.57 | 6.66 | 6.71 | 7 | 6.92 |
| 20/05/1997 | 5.39 | 5.53 | 5.83 | 6.25 | 6.4 | 6.54 | 6.64 | 6.7 | 7.01 | 6.92 |
| 21/05/1997 | 5.12 | 5.5 | 5.81 | 6.25 | 6.4 | 6.57 | 6.67 | 6.74 | 7.06 | 6.97 |
| 22/05/1997 | 5.18 | 5.47 | 5.87 | 6.27 | 6.44 | 6.61 | 6.69 | 6.76 | 7.08 | 7 |
| 23/05/1997 | 5.18 | 5.46 | 5.85 | 6.25 | 6.41 | 6.59 | 6.68 | 6.74 | 7.07 | 6.99 |
| 26/05/1997 | ND | ND | ND | ND | ND | ND | ND | ND | ND | ND |
| 27/05/1997 | 5.18 | 5.5 | 5.89 | 6.3 | 6.47 | 6.64 | 6.73 | 6.79 | 7.12 | 7.03 |
| 28/05/1997 | 5.18 | 5.48 | 5.91 | 6.34 | 6.48 | 6.65 | 6.74 | 6.8 | 7.11 | 7.03 |
| 29/05/1997 | 5.03 | 5.46 | 5.84 | 6.3 | 6.45 | 6.61 | 6.69 | 6.75 | 7.06 | 6.99 |
| 30/05/1997 | 4.96 | 5.46 | 5.78 | 6.22 | 6.37 | 6.51 | 6.61 | 6.67 | 6.99 | 6.92 |
| 02/06/1997 | 5.07 | 5.42 | 5.78 | 6.23 | 6.36 | 6.52 | 6.59 | 6.66 | 6.98 | 6.9 |
| 03/06/1997 | 5.05 | 5.4 | 5.77 | 6.2 | 6.33 | 6.49 | 6.56 | 6.63 | 6.94 | 6.88 |
| 04/06/1997 | 5.09 | 5.4 | 5.77 | 6.2 | 6.33 | 6.49 | 6.56 | 6.62 | 6.95 | 6.88 |
| 05/06/1997 | 5.11 | 5.41 | 5.76 | 6.2 | 6.33 | 6.49 | 6.57 | 6.62 | 6.95 | 6.88 |
| 06/06/1997 | 5.07 | 5.38 | 5.71 | 6.12 | 6.25 | 6.39 | 6.46 | 6.51 | 6.85 | 6.78 |
| 09/06/1997 | 5.06 | 5.4 | 5.75 | 6.15 | 6.31 | 6.44 | 6.51 | 6.55 | 6.9 | 6.83 |
| 10/06/1997 | 5.05 | 5.41 | 5.75 | 6.17 | 6.32 | 6.46 | 6.54 | 6.57 | 6.91 | 6.84 |
| 11/06/1997 | 4.98 | 5.4 | 5.75 | 6.19 | 6.32 | 6.45 | 6.52 | 6.56 | 6.9 | 6.83 |
| 12/06/1997 | 4.97 | 5.35 | 5.68 | 6.07 | 6.21 | 6.35 | 6.44 | 6.48 | 6.84 | 6.77 |
| 13/06/1997 | 5 | 5.34 | 5.65 | 6.03 | 6.18 | 6.3 | 6.39 | 6.43 | 6.79 | 6.73 |
| 16/06/1997 | 5.03 | 5.3 | 5.65 | 6.02 | 6.15 | 6.28 | 6.38 | 6.4 | 6.76 | 6.7 |
| 17/06/1997 | 5.05 | 5.31 | 5.66 | 6.05 | 6.18 | 6.31 | 6.39 | 6.43 | 6.78 | 6.72 |
| 18/06/1997 | 5.03 | 5.3 | 5.66 | 6.02 | 6.17 | 6.29 | 6.38 | 6.4 | 6.77 | 6.69 |
| 19/06/1997 | 5.08 | 5.31 | 5.65 | 6.04 | 6.17 | 6.29 | 6.38 | 6.4 | 6.76 | 6.68 |
| 20/06/1997 | 5.08 | 5.31 | 5.63 | 6.02 | 6.14 | 6.27 | 6.37 | 6.37 | 6.72 | 6.65 |
| 23/06/1997 | 5.06 | 5.27 | 5.66 | 6.04 | 6.17 | 6.3 | 6.37 | 6.4 | 6.76 | 6.69 |
| 24/06/1997 | 5.07 | 5.28 | 5.66 | 6.03 | 6.18 | 6.31 | 6.38 | 6.42 | 6.76 | 6.7 |
| 25/06/1997 | 5.07 | 5.26 | 5.67 | 6.05 | 6.19 | 6.34 | 6.44 | 6.45 | 6.8 | 6.74 |
| 26/06/1997 | 5.17 | 5.26 | 5.63 | 6.05 | 6.24 | 6.36 | 6.47 | 6.5 | 6.86 | 6.78 |
| 27/06/1997 | 5.15 | 5.26 | 5.62 | 6.03 | 6.2 | 6.35 | 6.43 | 6.46 | 6.82 | 6.75 |
| 30/06/1997 | 5.25 | 5.34 | 5.67 | 6.08 | 6.25 | 6.4 | 6.49 | 6.51 | 6.86 | 6.8 |
| 01/07/1997 | 5.18 | 5.31 | 5.64 | 6.02 | 6.19 | 6.33 | 6.42 | 6.45 | 6.8 | 6.74 |
| 02/07/1997 | 5.2 | 5.33 | 5.64 | 6.02 | 6.17 | 6.3 | 6.4 | 6.42 | 6.78 | 6.72 |
| 03/07/1997 | 5.14 | 5.26 | 5.57 | 5.93 | 6.07 | 6.2 | 6.29 | 6.31 | 6.67 | 6.63 |
| 04/07/1997 | ND | ND | ND | ND | ND | ND | ND | ND | ND | ND |
| 07/07/1997 | 5.12 | 5.28 | 5.55 | 5.92 | 6.04 | 6.17 | 6.26 | 6.27 | 6.63 | 6.58 |
| 08/07/1997 | 5.12 | 5.3 | 5.55 | 5.92 | 6.05 | 6.17 | 6.26 | 6.27 | 6.63 | 6.59 |
| 09/07/1997 | 5.11 | 5.3 | 5.53 | 5.9 | 6.02 | 6.15 | 6.23 | 6.25 | 6.6 | 6.56 |
| 10/07/1997 | 5.15 | 5.32 | 5.53 | 5.91 | 6.02 | 6.15 | 6.24 | 6.26 | 6.61 | 6.56 |
| 11/07/1997 | 5.14 | 5.31 | 5.52 | 5.89 | 6.01 | 6.13 | 6.22 | 6.23 | 6.58 | 6.53 |
| 14/07/1997 | 5.22 | 5.33 | 5.56 | 5.94 | 6.05 | 6.16 | 6.24 | 6.26 | 6.61 | 6.55 |
| 15/07/1997 | 5.22 | 5.32 | 5.56 | 5.92 | 6.05 | 6.16 | 6.25 | 6.26 | 6.6 | 6.55 |
| 16/07/1997 | 5.17 | 5.32 | 5.51 | 5.87 | 5.99 | 6.11 | 6.18 | 6.2 | 6.54 | 6.48 |
| 17/07/1997 | 5.18 | 5.33 | 5.57 | 5.87 | 5.99 | 6.11 | 6.18 | 6.19 | 6.54 | 6.49 |
| 18/07/1997 | 5.24 | 5.36 | 5.59 | 5.91 | 6.02 | 6.16 | 6.23 | 6.24 | 6.58 | 6.52 |
| 21/07/1997 | 5.27 | 5.39 | 5.61 | 5.94 | 6.05 | 6.18 | 6.25 | 6.27 | 6.61 | 6.55 |
| 22/07/1997 | 5.18 | 5.36 | 5.52 | 5.9 | 5.94 | 6.07 | 6.13 | 6.15 | 6.5 | 6.43 |
| 23/07/1997 | 5.2 | 5.34 | 5.52 | 5.85 | 5.95 | 6.06 | 6.13 | 6.14 | 6.48 | 6.42 |
| 24/07/1997 | 5.23 | 5.35 | 5.52 | 5.87 | 5.95 | 6.06 | 6.13 | 6.16 | 6.49 | 6.43 |
| 25/07/1997 | 5.24 | 5.36 | 5.53 | 5.87 | 5.97 | 6.08 | 6.16 | 6.18 | 6.51 | 6.45 |
| 28/07/1997 | 5.24 | 5.37 | 5.52 | 5.86 | 5.96 | 6.06 | 6.14 | 6.16 | 6.49 | 6.43 |
| 29/07/1997 | 5.24 | 5.34 | 5.47 | 5.79 | 5.88 | 6 | 6.08 | 6.11 | 6.43 | 6.38 |
| 30/07/1997 | 5.24 | 5.34 | 5.46 | 5.76 | 5.85 | 5.95 | 6.03 | 6.05 | 6.39 | 6.33 |
| 31/07/1997 | 5.25 | 5.33 | 5.45 | 5.74 | 5.81 | 5.9 | 5.99 | 6.02 | 6.35 | 6.3 |
| 01/08/1997 | 5.28 | 5.4 | 5.52 | 5.89 | 5.99 | 6.08 | 6.17 | 6.2 | 6.52 | 6.46 |
| 04/08/1997 | 5.29 | 5.41 | 5.53 | 5.91 | 6.02 | 6.12 | 6.2 | 6.23 | 6.54 | 6.48 |
| 05/08/1997 | 5.29 | 5.43 | 5.55 | 5.93 | 6.04 | 6.13 | 6.22 | 6.23 | 6.55 | 6.49 |
| 06/08/1997 | 5.29 | 5.43 | 5.53 | 5.91 | 6.03 | 6.11 | 6.2 | 6.21 | 6.53 | 6.48 |
| 07/08/1997 | 5.3 | 5.45 | 5.54 | 5.93 | 6.05 | 6.14 | 6.24 | 6.24 | 6.58 | 6.51 |
| 08/08/1997 | 5.29 | 5.45 | 5.6 | 6.02 | 6.15 | 6.23 | 6.37 | 6.38 | 6.74 | 6.64 |
| 11/08/1997 | 5.31 | 5.45 | 5.63 | 5.99 | 6.13 | 6.2 | 6.35 | 6.36 | 6.72 | 6.64 |
| 12/08/1997 | 5.31 | 5.46 | 5.63 | 6 | 6.14 | 6.22 | 6.39 | 6.39 | 6.75 | 6.66 |
| 13/08/1997 | 5.32 | 5.43 | 5.6 | 5.95 | 6.09 | 6.19 | 6.36 | 6.36 | 6.72 | 6.64 |
| 14/08/1997 | 5.34 | 5.42 | 5.57 | 5.92 | 6.03 | 6.13 | 6.27 | 6.27 | 6.65 | 6.56 |
| 15/08/1997 | 5.29 | 5.38 | 5.53 | 5.87 | 6 | 6.1 | 6.27 | 6.27 | 6.65 | 6.57 |
| 18/08/1997 | 5.23 | 5.35 | 5.5 | 5.82 | 5.94 | 6.06 | 6.21 | 6.21 | 6.6 | 6.53 |
| 19/08/1997 | 5.25 | 5.35 | 5.51 | 5.85 | 5.97 | 6.07 | 6.21 | 6.21 | 6.59 | 6.51 |
| 20/08/1997 | 5.24 | 5.36 | 5.53 | 5.88 | 6 | 6.1 | 6.24 | 6.24 | 6.61 | 6.54 |
| 21/08/1997 | 5.27 | 5.37 | 5.57 | 5.95 | 6.05 | 6.15 | 6.3 | 6.3 | 6.68 | 6.6 |
| 22/08/1997 | 5.25 | 5.34 | 5.57 | 5.98 | 6.09 | 6.21 | 6.36 | 6.38 | 6.75 | 6.67 |
| 25/08/1997 | 5.28 | 5.39 | 5.6 | 6.01 | 6.12 | 6.25 | 6.38 | 6.39 | 6.75 | 6.67 |
| 26/08/1997 | 5.28 | 5.39 | 5.6 | 5.99 | 6.12 | 6.24 | 6.37 | 6.38 | 6.74 | 6.66 |
| 27/08/1997 | 5.28 | 5.4 | 5.6 | 6.01 | 6.13 | 6.23 | 6.37 | 6.38 | 6.74 | 6.66 |
| 28/08/1997 | 5.24 | 5.38 | 5.56 | 5.94 | 6.06 | 6.18 | 6.29 | 6.3 | 6.64 | 6.57 |
| 29/08/1997 | 5.24 | 5.39 | 5.59 | 5.97 | 6.1 | 6.22 | 6.33 | 6.34 | 6.69 | 6.61 |
| 01/09/1997 | ND | ND | ND | ND | ND | ND | ND | ND | ND | ND |
| 02/09/1997 | 5.21 | 5.39 | 5.57 | 5.94 | 6.06 | 6.2 | 6.3 | 6.31 | 6.65 | 6.58 |
| 03/09/1997 | 5.14 | 5.38 | 5.57 | 5.96 | 6.07 | 6.21 | 6.33 | 6.33 | 6.67 | 6.6 |
| 04/09/1997 | 5.14 | 5.38 | 5.6 | 5.98 | 6.09 | 6.22 | 6.33 | 6.33 | 6.67 | 6.61 |
| 05/09/1997 | 5.17 | 5.38 | 5.58 | 5.98 | 6.09 | 6.24 | 6.36 | 6.37 | 6.72 | 6.65 |
| 08/09/1997 | 5.16 | 5.37 | 5.61 | 5.98 | 6.09 | 6.23 | 6.33 | 6.33 | 6.68 | 6.62 |
| 09/09/1997 | 5.16 | 5.35 | 5.6 | 5.98 | 6.09 | 6.24 | 6.33 | 6.34 | 6.7 | 6.63 |
| 10/09/1997 | 5.11 | 5.35 | 5.61 | 6 | 6.1 | 6.26 | 6.36 | 6.37 | 6.71 | 6.66 |
| 11/09/1997 | 5.13 | 5.36 | 5.59 | 6 | 6.11 | 6.27 | 6.38 | 6.39 | 6.75 | 6.68 |
| 12/09/1997 | 5.1 | 5.32 | 5.54 | 5.93 | 6.03 | 6.17 | 6.28 | 6.29 | 6.66 | 6.59 |
| 15/09/1997 | 5.08 | 5.31 | 5.54 | 5.93 | 6.02 | 6.17 | 6.28 | 6.28 | 6.65 | 6.58 |
| 16/09/1997 | 5.09 | 5.28 | 5.47 | 5.81 | 5.88 | 6 | 6.09 | 6.11 | 6.47 | 6.41 |
| 17/09/1997 | 5.1 | 5.29 | 5.46 | 5.79 | 5.88 | 5.99 | 6.08 | 6.1 | 6.45 | 6.39 |
| 18/09/1997 | 5.1 | 5.27 | 5.47 | 5.81 | 5.9 | 6.02 | 6.1 | 6.11 | 6.46 | 6.4 |
| 19/09/1997 | 5.06 | 5.27 | 5.48 | 5.81 | 5.89 | 6.01 | 6.08 | 6.09 | 6.44 | 6.38 |
| 22/09/1997 | 5.02 | 5.22 | 5.46 | 5.79 | 5.86 | 5.99 | 6.05 | 6.06 | 6.41 | 6.35 |
| 23/09/1997 | 5.02 | 5.21 | 5.48 | 5.8 | 5.89 | 6.02 | 6.09 | 6.1 | 6.44 | 6.38 |
| 24/09/1997 | 4.94 | 5.15 | 5.46 | 5.78 | 5.86 | 5.97 | 6.04 | 6.04 | 6.38 | 6.32 |
| 25/09/1997 | 4.93 | 5.17 | 5.5 | 5.85 | 5.93 | 6.04 | 6.13 | 6.13 | 6.47 | 6.4 |
| 26/09/1997 | 4.99 | 5.18 | 5.47 | 5.8 | 5.89 | 5.99 | 6.08 | 6.08 | 6.43 | 6.37 |
| 29/09/1997 | 5.07 | 5.3 | 5.47 | 5.8 | 5.88 | 5.99 | 6.09 | 6.1 | 6.44 | 6.39 |
| 30/09/1997 | 5.06 | 5.28 | 5.47 | 5.8 | 5.88 | 6 | 6.11 | 6.12 | 6.47 | 6.41 |
| 01/10/1997 | 5.1 | 5.27 | 5.44 | 5.75 | 5.83 | 5.93 | 6.05 | 6.04 | 6.38 | 6.33 |
| 02/10/1997 | 5.07 | 5.25 | 5.44 | 5.73 | 5.8 | 5.91 | 6.02 | 6.01 | 6.36 | 6.31 |
| 03/10/1997 | 5.03 | 5.22 | 5.42 | 5.72 | 5.79 | 5.89 | 6.02 | 6.01 | 6.35 | 6.3 |
| 06/10/1997 | 5.08 | 5.22 | 5.4 | 5.68 | 5.75 | 5.85 | 5.97 | 5.96 | 6.31 | 6.27 |
| 07/10/1997 | 5.06 | 5.19 | 5.38 | 5.67 | 5.73 | 5.82 | 5.95 | 5.94 | 6.29 | 6.24 |
| 08/10/1997 | 5.09 | 5.25 | 5.46 | 5.79 | 5.85 | 5.96 | 6.09 | 6.08 | 6.41 | 6.37 |
| 09/10/1997 | 5.14 | 5.3 | 5.48 | 5.8 | 5.86 | 5.98 | 6.1 | 6.09 | 6.43 | 6.38 |
| 10/10/1997 | 5.14 | 5.32 | 5.54 | 5.86 | 5.92 | 6.03 | 6.17 | 6.15 | 6.49 | 6.44 |
| 13/10/1997 | ND | ND | ND | ND | ND | ND | ND | ND | ND | ND |
| 14/10/1997 | 5.08 | 5.34 | 5.5 | 5.81 | 5.87 | 5.97 | 6.09 | 6.07 | 6.42 | 6.36 |
| 15/10/1997 | 5.06 | 5.34 | 5.52 | 5.84 | 5.9 | 6 | 6.13 | 6.1 | 6.45 | 6.39 |
| 16/10/1997 | 5.07 | 5.32 | 5.51 | 5.84 | 5.9 | 6 | 6.12 | 6.09 | 6.45 | 6.39 |
| 17/10/1997 | 5.06 | 5.33 | 5.56 | 5.91 | 5.98 | 6.08 | 6.19 | 6.17 | 6.51 | 6.44 |
| 20/10/1997 | 5.09 | 5.36 | 5.56 | 5.9 | 5.97 | 6.07 | 6.18 | 6.15 | 6.49 | 6.42 |
| 21/10/1997 | 5.07 | 5.38 | 5.57 | 5.92 | 5.98 | 6.07 | 6.18 | 6.14 | 6.49 | 6.42 |
| 22/10/1997 | 5.16 | 5.41 | 5.58 | 5.91 | 5.97 | 6.06 | 6.17 | 6.12 | 6.48 | 6.41 |
| 23/10/1997 | 5.13 | 5.35 | 5.48 | 5.79 | 5.86 | 5.95 | 6.07 | 6.04 | 6.39 | 6.33 |
| 24/10/1997 | 5.15 | 5.35 | 5.46 | 5.79 | 5.86 | 5.94 | 6.05 | 6.01 | 6.35 | 6.3 |
| 27/10/1997 | 5.08 | 5.22 | 5.29 | 5.62 | 5.7 | 5.79 | 5.94 | 5.91 | 6.29 | 6.24 |
| 28/10/1997 | 5.25 | 5.33 | 5.41 | 5.74 | 5.8 | 5.89 | 6 | 5.98 | 6.33 | 6.29 |
| 29/10/1997 | 5.19 | 5.26 | 5.35 | 5.67 | 5.74 | 5.78 | 5.95 | 5.91 | 6.28 | 6.23 |
| 30/10/1997 | 5.17 | 5.25 | 5.33 | 5.61 | 5.7 | 5.73 | 5.88 | 5.84 | 6.23 | 6.17 |
| 31/10/1997 | 5.21 | 5.32 | 5.36 | 5.63 | 5.7 | 5.72 | 5.87 | 5.84 | 6.21 | 6.15 |
| 03/11/1997 | 5.26 | 5.35 | 5.44 | 5.69 | 5.77 | 5.79 | 5.94 | 5.91 | 6.27 | 6.21 |
| 04/11/1997 | 5.25 | 5.35 | 5.46 | 5.73 | 5.77 | 5.83 | 5.98 | 5.95 | 6.3 | 6.25 |
| 05/11/1997 | 5.27 | 5.32 | 5.45 | 5.73 | 5.78 | 5.84 | 5.97 | 5.95 | 6.3 | 6.24 |
| 06/11/1997 | 5.31 | 5.31 | 5.42 | 5.7 | 5.76 | 5.79 | 5.92 | 5.9 | 6.25 | 6.15 |
| 07/11/1997 | 5.31 | 5.33 | 5.42 | 5.71 | 5.77 | 5.81 | 5.92 | 5.9 | 6.25 | 6.14 |
| 10/11/1997 | 5.32 | 5.39 | 5.46 | 5.73 | 5.78 | 5.82 | 5.94 | 5.91 | 6.25 | 6.15 |
| 11/11/1997 | ND | ND | ND | ND | ND | ND | ND | ND | ND | ND |
| 12/11/1997 | 5.3 | 5.37 | 5.43 | 5.7 | 5.76 | 5.81 | 5.92 | 5.89 | 6.23 | 6.13 |
| 13/11/1997 | 5.27 | 5.37 | 5.42 | 5.7 | 5.75 | 5.79 | 5.9 | 5.87 | 6.21 | 6.11 |
| 14/11/1997 | 5.27 | 5.36 | 5.43 | 5.7 | 5.74 | 5.8 | 5.9 | 5.86 | 6.19 | 6.09 |
| 17/11/1997 | 5.31 | 5.38 | 5.45 | 5.7 | 5.74 | 5.79 | 5.88 | 5.85 | 6.18 | 6.07 |
| 18/11/1997 | 5.31 | 5.39 | 5.48 | 5.71 | 5.74 | 5.8 | 5.88 | 5.85 | 6.18 | 6.07 |
| 19/11/1997 | 5.28 | 5.38 | 5.47 | 5.7 | 5.72 | 5.77 | 5.84 | 5.82 | 6.12 | 6.03 |
| 20/11/1997 | 5.28 | 5.39 | 5.49 | 5.73 | 5.74 | 5.8 | 5.87 | 5.84 | 6.14 | 6.05 |
| 21/11/1997 | 5.25 | 5.35 | 5.43 | 5.68 | 5.7 | 5.77 | 5.84 | 5.82 | 6.13 | 6.04 |
| 24/11/1997 | 5.29 | 5.43 | 5.47 | 5.71 | 5.75 | 5.81 | 5.88 | 5.86 | 6.17 | 6.08 |
| 25/11/1997 | 5.3 | 5.46 | 5.49 | 5.71 | 5.75 | 5.8 | 5.87 | 5.85 | 6.15 | 6.06 |
| 26/11/1997 | 5.26 | 5.42 | 5.5 | 5.74 | 5.77 | 5.82 | 5.89 | 5.86 | 6.14 | 6.06 |
| 27/11/1997 | ND | ND | ND | ND | ND | ND | ND | ND | ND | ND |
| 28/11/1997 | 5.22 | 5.43 | 5.52 | 5.76 | 5.8 | 5.83 | 5.89 | 5.86 | 6.12 | 6.04 |
| 01/12/1997 | 5.27 | 5.42 | 5.56 | 5.78 | 5.8 | 5.83 | 5.88 | 5.86 | 6.13 | 6.04 |
| 02/12/1997 | 5.26 | 5.41 | 5.56 | 5.78 | 5.8 | 5.83 | 5.88 | 5.86 | 6.11 | 6.03 |
| 03/12/1997 | 5.26 | 5.4 | 5.53 | 5.74 | 5.77 | 5.8 | 5.85 | 5.83 | 6.1 | 6.02 |
| 04/12/1997 | 5.27 | 5.4 | 5.49 | 5.71 | 5.75 | 5.78 | 5.86 | 5.84 | 6.11 | 6.04 |
| 05/12/1997 | 5.3 | 5.49 | 5.56 | 5.8 | 5.83 | 5.87 | 5.94 | 5.92 | 6.16 | 6.09 |
| 08/12/1997 | 5.29 | 5.55 | 5.63 | 5.85 | 5.87 | 5.92 | 5.98 | 5.96 | 6.21 | 6.14 |
| 09/12/1997 | 5.27 | 5.5 | 5.59 | 5.81 | 5.86 | 5.9 | 5.97 | 5.95 | 6.21 | 6.14 |
| 10/12/1997 | 5.21 | 5.44 | 5.51 | 5.75 | 5.79 | 5.85 | 5.92 | 5.9 | 6.17 | 6.1 |
| 11/12/1997 | 5.2 | 5.39 | 5.48 | 5.68 | 5.72 | 5.77 | 5.84 | 5.82 | 6.11 | 6.02 |
| 12/12/1997 | 5.18 | 5.35 | 5.42 | 5.63 | 5.67 | 5.71 | 5.76 | 5.74 | 6.03 | 5.94 |
| 15/12/1997 | 5.23 | 5.41 | 5.47 | 5.68 | 5.7 | 5.74 | 5.8 | 5.78 | 6.06 | 5.97 |
| 16/12/1997 | 5.23 | 5.4 | 5.47 | 5.68 | 5.69 | 5.74 | 5.8 | 5.77 | 6.05 | 5.96 |
| 17/12/1997 | 5.25 | 5.42 | 5.5 | 5.7 | 5.72 | 5.77 | 5.82 | 5.81 | 6.08 | 5.99 |
| 18/12/1997 | 5.24 | 5.42 | 5.49 | 5.68 | 5.69 | 5.74 | 5.78 | 5.76 | 6.03 | 5.94 |
| 19/12/1997 | 5.33 | 5.46 | 5.5 | 5.66 | 5.67 | 5.7 | 5.74 | 5.72 | 6 | 5.92 |
| 22/12/1997 | 5.46 | 5.53 | 5.55 | 5.69 | 5.7 | 5.71 | 5.73 | 5.72 | 5.97 | 5.89 |
| 23/12/1997 | 5.46 | 5.53 | 5.55 | 5.69 | 5.7 | 5.71 | 5.74 | 5.73 | 5.98 | 5.9 |
| 24/12/1997 | 5.38 | 5.49 | 5.54 | 5.67 | 5.71 | 5.72 | 5.76 | 5.76 | 6 | 5.91 |
| 25/12/1997 | ND | ND | ND | ND | ND | ND | ND | ND | ND | ND |
| 26/12/1997 | 5.35 | 5.47 | 5.54 | 5.69 | 5.72 | 5.72 | 5.75 | 5.75 | 5.99 | 5.9 |
| 29/12/1997 | 5.45 | 5.51 | 5.55 | 5.69 | 5.73 | 5.73 | 5.76 | 5.76 | 6.01 | 5.93 |
| 30/12/1997 | 5.45 | 5.49 | 5.55 | 5.71 | 5.75 | 5.76 | 5.82 | 5.8 | 6.06 | 5.98 |
| 31/12/1997 | 5.36 | 5.45 | 5.51 | 5.66 | 5.68 | 5.71 | 5.77 | 5.75 | 6.02 | 5.93 |
| 01/01/1998 | ND | ND | ND | ND | ND | ND | ND | ND | ND | ND |
| 02/01/1998 | 5.32 | 5.4 | 5.46 | 5.59 | 5.62 | 5.63 | 5.68 | 5.67 | 5.94 | 5.86 |
| 05/01/1998 | 5.23 | 5.32 | 5.35 | 5.47 | 5.47 | 5.46 | 5.52 | 5.52 | 5.82 | 5.74 |
| 06/01/1998 | 5.22 | 5.3 | 5.3 | 5.39 | 5.42 | 5.41 | 5.49 | 5.49 | 5.8 | 5.73 |
| 07/01/1998 | 5.23 | 5.3 | 5.31 | 5.42 | 5.45 | 5.45 | 5.55 | 5.55 | 5.88 | 5.8 |
| 08/01/1998 | 5.13 | 5.2 | 5.2 | 5.31 | 5.33 | 5.34 | 5.46 | 5.49 | 5.82 | 5.75 |
| 09/01/1998 | 5.05 | 5.11 | 5.08 | 5.17 | 5.2 | 5.22 | 5.37 | 5.4 | 5.77 | 5.71 |
| 12/01/1998 | 5.12 | 5.13 | 5.13 | 5.2 | 5.21 | 5.24 | 5.38 | 5.39 | 5.76 | 5.7 |
| 13/01/1998 | 5.17 | 5.16 | 5.17 | 5.25 | 5.25 | 5.28 | 5.42 | 5.41 | 5.76 | 5.71 |
| 14/01/1998 | 5.18 | 5.17 | 5.19 | 5.29 | 5.3 | 5.33 | 5.45 | 5.45 | 5.79 | 5.74 |
| 15/01/1998 | 5.13 | 5.15 | 5.19 | 5.29 | 5.29 | 5.34 | 5.46 | 5.48 | 5.81 | 5.74 |
| 16/01/1998 | 5.15 | 5.2 | 5.24 | 5.35 | 5.35 | 5.42 | 5.53 | 5.54 | 5.87 | 5.81 |
| 19/01/1998 | ND | ND | ND | ND | ND | ND | ND | ND | ND | ND |
| 20/01/1998 | 5.14 | 5.2 | 5.24 | 5.37 | 5.36 | 5.45 | 5.56 | 5.57 | 5.89 | 5.83 |
| 21/01/1998 | 5.13 | 5.21 | 5.22 | 5.33 | 5.34 | 5.41 | 5.52 | 5.54 | 5.87 | 5.81 |
| 22/01/1998 | 5.13 | 5.2 | 5.18 | 5.3 | 5.31 | 5.39 | 5.53 | 5.56 | 5.91 | 5.85 |
| 23/01/1998 | 5.17 | 5.26 | 5.25 | 5.42 | 5.44 | 5.53 | 5.67 | 5.7 | 6.04 | 5.98 |
| 26/01/1998 | 5.22 | 5.23 | 5.25 | 5.39 | 5.42 | 5.49 | 5.61 | 5.63 | 5.96 | 5.9 |
| 27/01/1998 | 5.24 | 5.3 | 5.32 | 5.46 | 5.5 | 5.57 | 5.68 | 5.7 | 6.02 | 5.95 |
| 28/01/1998 | 5.23 | 5.3 | 5.33 | 5.46 | 5.5 | 5.54 | 5.67 | 5.69 | 6.02 | 5.94 |
| 29/01/1998 | 5.2 | 5.23 | 5.24 | 5.36 | 5.39 | 5.43 | 5.55 | 5.58 | 5.92 | 5.85 |
| 30/01/1998 | 5.19 | 5.24 | 5.24 | 5.32 | 5.35 | 5.39 | 5.51 | 5.53 | 5.88 | 5.82 |
| 02/02/1998 | 5.26 | 5.3 | 5.26 | 5.36 | 5.38 | 5.43 | 5.55 | 5.57 | 5.93 | 5.87 |
| 03/02/1998 | 5.26 | 5.29 | 5.25 | 5.34 | 5.36 | 5.41 | 5.56 | 5.56 | 5.93 | 5.86 |
| 04/02/1998 | 5.11 | 5.22 | 5.24 | 5.32 | 5.35 | 5.41 | 5.55 | 5.57 | 5.94 | 5.87 |
| 05/02/1998 | 5.14 | 5.22 | 5.26 | 5.36 | 5.39 | 5.46 | 5.61 | 5.62 | 6 | 5.92 |
| 06/02/1998 | 5.17 | 5.25 | 5.27 | 5.38 | 5.43 | 5.48 | 5.61 | 5.62 | 5.99 | 5.92 |
| 09/02/1998 | 5.22 | 5.25 | 5.28 | 5.41 | 5.46 | 5.51 | 5.65 | 5.65 | 6.02 | 5.94 |
| 10/02/1998 | 5.21 | 5.24 | 5.29 | 5.41 | 5.43 | 5.49 | 5.63 | 5.64 | 6 | 5.93 |
| 11/02/1998 | 5.22 | 5.23 | 5.29 | 5.39 | 5.4 | 5.46 | 5.57 | 5.53 | 5.92 | 5.86 |
| 12/02/1998 | 5.22 | 5.23 | 5.28 | 5.39 | 5.4 | 5.46 | 5.56 | 5.52 | 5.94 | 5.87 |
| 13/02/1998 | 5.22 | 5.24 | 5.26 | 5.36 | 5.36 | 5.44 | 5.53 | 5.49 | 5.92 | 5.85 |
| 16/02/1998 | ND | ND | ND | ND | ND | ND | ND | ND | ND | ND |
| 17/02/1998 | 5.2 | 5.29 | 5.25 | 5.34 | 5.34 | 5.41 | 5.5 | 5.44 | 5.86 | 5.8 |
| 18/02/1998 | 5.2 | 5.3 | 5.27 | 5.37 | 5.38 | 5.44 | 5.54 | 5.49 | 5.9 | 5.84 |
| 19/02/1998 | 5.21 | 5.31 | 5.28 | 5.39 | 5.4 | 5.47 | 5.57 | 5.51 | 5.91 | 5.85 |
| 20/02/1998 | 5.21 | 5.3 | 5.3 | 5.41 | 5.41 | 5.49 | 5.58 | 5.54 | 5.93 | 5.87 |
| 23/02/1998 | 5.28 | 5.26 | 5.35 | 5.46 | 5.47 | 5.53 | 5.62 | 5.58 | 5.97 | 5.91 |

| | | | | | | | | | | | |
|---|---|---|---|---|---|---|---|---|---|---|---|
| 10/08/2004 | 1.42 | 1.5 | 1.75 | 2.01 | 2.55 | 2.94 | 3.52 | 3.94 | 4.32 | 5.08 | 5.17 |
| 11/08/2004 | 1.4 | 1.44 | 1.73 | 2 | 2.54 | 2.91 | 3.51 | 3.92 | 4.3 | 5.07 | 5.16 |
| 12/08/2004 | 1.31 | 1.43 | 1.73 | 1.99 | 2.52 | 2.89 | 3.47 | 3.89 | 4.27 | 5.05 | 5.17 |
| 13/08/2004 | 1.32 | 1.44 | 1.72 | 1.97 | 2.47 | 2.85 | 3.42 | 3.85 | 4.22 | 5.02 | 5.11 |
| 16/08/2004 | 1.36 | 1.49 | 1.77 | 2.01 | 2.51 | 2.87 | 3.45 | 3.89 | 4.26 | 5.06 | 5.13 |
| 17/08/2004 | 1.38 | 1.48 | 1.75 | 1.98 | 2.44 | 2.81 | 3.39 | 3.83 | 4.21 | 5.02 | 5.13 |
| 18/08/2004 | 1.37 | 1.49 | 1.74 | 1.97 | 2.44 | 2.82 | 3.41 | 3.85 | 4.23 | 5.04 | 5.11 |
| 19/08/2004 | 1.35 | 1.48 | 1.73 | 1.96 | 2.43 | 2.8 | 3.39 | 3.84 | 4.22 | 5.03 | 5.14 |
| 20/08/2004 | 1.34 | 1.49 | 1.74 | 1.98 | 2.46 | 2.83 | 3.42 | 3.86 | 4.24 | 5.03 | 5.14 |
| 23/08/2004 | 1.33 | 1.54 | 1.8 | 2.03 | 2.5 | 2.87 | 3.46 | 3.9 | 4.28 | 5.08 | 5.15 |
| 24/08/2004 | 1.39 | 1.54 | 1.8 | 2.03 | 2.5 | 2.87 | 3.46 | 3.91 | 4.28 | 5.08 | 5.15 |
| 25/08/2004 | 1.38 | 1.54 | 1.79 | 2.03 | 2.51 | 2.88 | 3.46 | 3.89 | 4.26 | 5.06 | 5.13 |
| 26/08/2004 | 1.4 | 1.55 | 1.79 | 2.02 | 2.48 | 2.85 | 3.42 | 3.85 | 4.22 | 5.03 | 5.1 |
| 27/08/2004 | 1.43 | 1.56 | 1.8 | 2.03 | 2.48 | 2.85 | 3.43 | 3.86 | 4.23 | 5.02 | 5.1 |
| 30/08/2004 | 1.45 | 1.61 | 1.83 | 2.04 | 2.47 | 2.82 | 3.4 | 3.82 | 4.19 | 4.99 | 5.07 |
| 31/08/2004 | 1.45 | 1.59 | 1.79 | 1.99 | 2.41 | 2.75 | 3.33 | 3.76 | 4.13 | 4.93 | 5.01 |
| 01/09/2004 | 1.43 | 1.58 | 1.79 | 1.99 | 2.41 | 2.74 | 3.32 | 3.76 | 4.13 | 4.93 | 5.01 |
| 02/09/2004 | 1.46 | 1.6 | 1.8 | 2.02 | 2.46 | 2.8 | 3.4 | 3.83 | 4.2 | 4.99 | 5.07 |
| 03/09/2004 | 1.49 | 1.65 | 1.87 | 2.12 | 2.61 | 2.94 | 3.52 | 3.93 | 4.3 | 5.07 | 5.14 |
| 06/09/2004 | ND | ND | ND | ND | ND | ND | ND | ND | ND | ND | ND |
| 07/09/2004 | 1.53 | 1.66 | 1.91 | 2.13 | 2.58 | 2.91 | 3.48 | 3.89 | 4.26 | 5.03 | 5.1 |
| 08/09/2004 | 1.57 | 1.65 | 1.88 | 2.09 | 2.5 | 2.83 | 3.4 | 3.8 | 4.18 | 4.96 | 5.04 |
| 09/09/2004 | 1.57 | 1.64 | 1.88 | 2.09 | 2.5 | 2.85 | 3.41 | 3.84 | 4.22 | 4.99 | 5.07 |
| 10/09/2004 | 1.6 | 1.66 | 1.87 | 2.08 | 2.5 | 2.84 | 3.4 | 3.79 | 4.19 | 4.97 | 5.05 |
| 13/09/2004 | 1.59 | 1.66 | 1.89 | 2.1 | 2.5 | 2.83 | 3.38 | 3.78 | 4.16 | 4.94 | 5.02 |
| 14/09/2004 | 1.57 | 1.66 | 1.88 | 2.08 | 2.47 | 2.81 | 3.35 | 3.76 | 4.15 | 4.93 | 5.01 |
| 15/09/2004 | 1.56 | 1.67 | 1.88 | 2.09 | 2.51 | 2.84 | 3.39 | 3.8 | 4.18 | 4.96 | 5.04 |
| 16/09/2004 | 1.55 | 1.67 | 1.87 | 2.06 | 2.44 | 2.75 | 3.29 | 3.69 | 4.08 | 4.86 | 4.95 |
| 17/09/2004 | 1.58 | 1.71 | 1.9 | 2.11 | 2.53 | 2.83 | 3.35 | 3.75 | 4.14 | 4.91 | 4.99 |
| 20/09/2004 | 1.6 | 1.73 | 1.92 | 2.1 | 2.46 | 2.75 | 3.28 | 3.68 | 4.07 | 4.85 | 4.94 |
| 21/09/2004 | 1.62 | 1.72 | 1.93 | 2.12 | 2.49 | 2.79 | 3.28 | 3.66 | 4.05 | 4.82 | 4.94 |
| 22/09/2004 | 1.53 | 1.71 | 1.93 | 2.12 | 2.5 | 2.78 | 3.26 | 3.62 | 4 | 4.75 | 4.88 |
| 23/09/2004 | 1.53 | 1.72 | 1.95 | 2.16 | 2.57 | 2.83 | 3.3 | 3.66 | 4.02 | 4.78 | 4.86 |
| 24/09/2004 | 1.53 | 1.73 | 1.99 | 2.2 | 2.62 | 2.88 | 3.33 | 3.69 | 4.04 | 4.78 | 4.87 |
| 27/09/2004 | 1.59 | 1.74 | 2 | 2.2 | 2.59 | 2.84 | 3.29 | 3.65 | 4.01 | 4.75 | 4.84 |
| 28/09/2004 | 1.62 | 1.72 | 1.99 | 2.18 | 2.55 | 2.8 | 3.28 | 3.66 | 4.02 | 4.78 | 4.9 |
| 29/09/2004 | 1.52 | 1.72 | 1.99 | 2.2 | 2.61 | 2.89 | 3.37 | 3.75 | 4.1 | 4.85 | 4.97 |
| 30/09/2004 | 1.47 | 1.71 | 2 | 2.21 | 2.63 | 2.89 | 3.38 | 3.79 | 4.14 | 4.89 | 4.97 |
| 01/10/2004 | 1.52 | 1.71 | 2 | 2.21 | 2.63 | 2.92 | 3.44 | 3.85 | 4.21 | 4.95 | 5.06 |
| 04/10/2004 | 1.54 | 1.71 | 2.04 | 2.25 | 2.65 | 2.93 | 3.44 | 3.84 | 4.19 | 4.93 | 5.04 |
| 05/10/2004 | 1.57 | 1.71 | 2.03 | 2.23 | 2.65 | 2.93 | 3.44 | 3.83 | 4.18 | 4.93 | 5.04 |
| 06/10/2004 | 1.56 | 1.71 | 2.04 | 2.26 | 2.7 | 2.99 | 3.51 | 3.88 | 4.23 | 4.97 | 5.04 |
| 07/10/2004 | 1.56 | 1.7 | 2.03 | 2.26 | 2.72 | 3.01 | 3.53 | 3.92 | 4.26 | 5 | 5.08 |
| 08/10/2004 | 1.56 | 1.71 | 2.01 | 2.21 | 2.61 | 2.88 | 3.39 | 3.8 | 4.15 | 4.91 | 4.98 |
| 11/10/2004 | ND | ND | ND | ND | ND | ND | ND | ND | ND | ND | ND |
| 12/10/2004 | 1.59 | 1.72 | 2.02 | 2.2 | 2.56 | 2.84 | 3.35 | 3.77 | 4.12 | 4.88 | 4.95 |
| 13/10/2004 | 1.59 | 1.72 | 2 | 2.17 | 2.53 | 2.8 | 3.32 | 3.74 | 4.09 | 4.86 | 4.98 |
| 14/10/2004 | 1.6 | 1.74 | 1.99 | 2.15 | 2.48 | 2.76 | 3.26 | 3.68 | 4.03 | 4.81 | 4.93 |
| 15/10/2004 | 1.59 | 1.76 | 2 | 2.18 | 2.53 | 2.8 | 3.31 | 3.72 | 4.07 | 4.84 | 4.92 |
| 18/10/2004 | 1.61 | 1.81 | 2.05 | 2.21 | 2.55 | 2.82 | 3.31 | 3.72 | 4.07 | 4.84 | 4.92 |
| 19/10/2004 | 1.63 | 1.82 | 2.05 | 2.22 | 2.57 | 2.84 | 3.32 | 3.73 | 4.07 | 4.83 | 4.91 |
| 20/10/2004 | 1.62 | 1.82 | 2.04 | 2.2 | 2.53 | 2.78 | 3.26 | 3.66 | 4.01 | 4.77 | 4.85 |
| 21/10/2004 | 1.64 | 1.85 | 2.06 | 2.23 | 2.57 | 2.83 | 3.29 | 3.68 | 4.01 | 4.76 | 4.84 |
| 22/10/2004 | 1.65 | 1.85 | 2.07 | 2.23 | 2.55 | 2.79 | 3.26 | 3.66 | 4 | 4.75 | 4.87 |
| 25/10/2004 | 1.73 | 1.9 | 2.1 | 2.24 | 2.54 | 2.78 | 3.25 | 3.63 | 3.99 | 4.74 | 4.86 |
| 26/10/2004 | 1.82 | 1.91 | 2.1 | 2.24 | 2.54 | 2.8 | 3.26 | 3.65 | 4.01 | 4.75 | 4.87 |
| 27/10/2004 | 1.78 | 1.92 | 2.13 | 2.3 | 2.63 | 2.89 | 3.37 | 3.76 | 4.11 | 4.85 | 4.96 |
| 28/10/2004 | 1.71 | 1.91 | 2.14 | 2.29 | 2.59 | 2.86 | 3.34 | 3.74 | 4.09 | 4.83 | 4.91 |
| 29/10/2004 | 1.73 | 1.91 | 2.13 | 2.28 | 2.56 | 2.82 | 3.3 | 3.7 | 4.05 | 4.79 | 4.87 |
| 01/11/2004 | 1.79 | 1.99 | 2.2 | 2.34 | 2.61 | 2.89 | 3.36 | 3.76 | 4.11 | 4.84 | 4.92 |
| 02/11/2004 | 1.86 | 1.97 | 2.19 | 2.33 | 2.6 | 2.86 | 3.34 | 3.75 | 4.1 | 4.84 | 4.91 |
| 03/11/2004 | 1.83 | 1.96 | 2.18 | 2.32 | 2.6 | 2.85 | 3.35 | 3.74 | 4.09 | 4.83 | 4.9 |
| 04/11/2004 | 1.85 | 1.98 | 2.19 | 2.34 | 2.63 | 2.89 | 3.37 | 3.76 | 4.1 | 4.82 | 4.89 |
| 05/11/2004 | 1.86 | 2.03 | 2.27 | 2.44 | 2.8 | 3.04 | 3.51 | 3.88 | 4.21 | 4.92 | 4.99 |
| 08/11/2004 | 1.88 | 2.07 | 2.3 | 2.47 | 2.8 | 3.08 | 3.51 | 3.88 | 4.22 | 4.95 | 4.98 |
| 09/11/2004 | 1.89 | 2.08 | 2.29 | 2.46 | 2.8 | 3.05 | 3.53 | 3.88 | 4.22 | 4.95 | 5.02 |
| 10/11/2004 | 1.88 | 2.08 | 2.29 | 2.47 | 2.82 | 3.07 | 3.56 | 3.89 | 4.25 | 4.97 | 5.05 |
| 11/11/2004 | ND | ND | ND | ND | ND | ND | ND | ND | ND | ND | ND |
| 12/11/2004 | 1.91 | 2.08 | 2.31 | 2.49 | 2.86 | 3.1 | 3.53 | 3.89 | 4.2 | 4.91 | 4.96 |
| 15/11/2004 | 1.92 | 2.12 | 2.34 | 2.53 | 2.89 | 3.12 | 3.53 | 3.89 | 4.2 | 4.91 | 4.98 |
| 16/11/2004 | 1.93 | 2.14 | 2.36 | 2.54 | 2.91 | 3.14 | 3.56 | 3.91 | 4.21 | 4.92 | 4.96 |
| 17/11/2004 | 1.9 | 2.13 | 2.33 | 2.5 | 2.85 | 3.07 | 3.47 | 3.83 | 4.14 | 4.85 | 4.89 |
| 18/11/2004 | 1.91 | 2.13 | 2.34 | 2.51 | 2.86 | 3.08 | 3.48 | 3.81 | 4.12 | 4.82 | 4.86 |
| 19/11/2004 | 1.98 | 2.15 | 2.36 | 2.56 | 2.95 | 3.17 | 3.57 | 3.91 | 4.2 | 4.89 | 4.93 |
| 22/11/2004 | 1.98 | 2.2 | 2.43 | 2.6 | 2.95 | 3.18 | 3.56 | 3.9 | 4.18 | 4.85 | 4.89 |
| 23/11/2004 | 1.99 | 2.19 | 2.41 | 2.6 | 2.98 | 3.2 | 3.58 | 3.92 | 4.19 | 4.85 | 4.89 |
| 24/11/2004 | 1.98 | 2.18 | 2.4 | 2.6 | 3.01 | 3.23 | 3.61 | 3.93 | 4.2 | 4.85 | 4.89 |
| 25/11/2004 | ND | ND | ND | ND | ND | ND | ND | ND | ND | ND | ND |
| 26/11/2004 | 2.01 | 2.21 | 2.4 | 2.61 | 3.03 | 3.25 | 3.64 | 3.98 | 4.24 | 4.9 | 4.94 |
| 29/11/2004 | 2.02 | 2.23 | 2.46 | 2.66 | 3.07 | 3.31 | 3.72 | 4.06 | 4.34 | 4.99 | 5.03 |
| 30/11/2004 | 2.07 | 2.23 | 2.44 | 2.63 | 3.02 | 3.29 | 3.72 | 4.07 | 4.36 | 5.03 | 5.07 |
| 01/12/2004 | 2.06 | 2.22 | 2.4 | 2.6 | 3.01 | 3.28 | 3.72 | 4.08 | 4.38 | 5.04 | 5.08 |
| 02/12/2004 | 2.06 | 2.22 | 2.41 | 2.62 | 3.04 | 3.3 | 3.75 | 4.1 | 4.4 | 5.07 | 5.11 |
| 03/12/2004 | 2.06 | 2.21 | 2.39 | 2.58 | 2.94 | 3.19 | 3.61 | 3.96 | 4.27 | 4.95 | 4.99 |
| 06/12/2004 | 2.09 | 2.25 | 2.44 | 2.6 | 2.93 | 3.17 | 3.59 | 3.94 | 4.24 | 4.92 | 4.96 |
| 07/12/2004 | 2.08 | 2.25 | 2.43 | 2.6 | 2.95 | 3.19 | 3.6 | 3.94 | 4.23 | 4.91 | 4.95 |
| 08/12/2004 | 2.08 | 2.24 | 2.42 | 2.59 | 2.91 | 3.12 | 3.53 | 3.85 | 4.14 | 4.8 | 4.84 |
| 09/12/2004 | 2.07 | 2.24 | 2.42 | 2.59 | 2.93 | 3.15 | 3.54 | 3.87 | 4.19 | 4.84 | 4.88 |
| 10/12/2004 | 2.07 | 2.25 | 2.44 | 2.61 | 2.95 | 3.15 | 3.52 | 3.85 | 4.16 | 4.83 | 4.87 |
| 13/12/2004 | 2.04 | 2.24 | 2.5 | 2.66 | 2.98 | 3.18 | 3.54 | 3.85 | 4.16 | 4.81 | 4.85 |
| 14/12/2004 | 2.01 | 2.21 | 2.48 | 2.65 | 2.99 | 3.17 | 3.53 | 3.83 | 4.14 | 4.79 | 4.83 |
| 15/12/2004 | 1.98 | 2.21 | 2.47 | 2.64 | 2.97 | 3.14 | 3.48 | 3.78 | 4.09 | 4.72 | 4.76 |
| 16/12/2004 | 1.93 | 2.2 | 2.47 | 2.66 | 3.01 | 3.21 | 3.58 | 3.89 | 4.19 | 4.84 | 4.88 |
| 17/12/2004 | 1.95 | 2.2 | 2.48 | 2.67 | 3.03 | 3.22 | 3.59 | 3.91 | 4.21 | 4.85 | 4.89 |
| 20/12/2004 | 1.97 | 2.22 | 2.54 | 2.72 | 3.06 | 3.23 | 3.59 | 3.91 | 4.21 | 4.84 | 4.88 |
| 21/12/2004 | 1.92 | 2.2 | 2.54 | 2.72 | 3.05 | 3.22 | 3.57 | 3.89 | 4.18 | 4.82 | 4.83 |
| 22/12/2004 | 1.84 | 2.18 | 2.53 | 2.71 | 3.04 | 3.21 | 3.57 | 3.91 | 4.21 | 4.85 | 4.86 |
| 23/12/2004 | 1.83 | 2.19 | 2.54 | 2.7 | 3.02 | 3.21 | 3.58 | 3.92 | 4.23 | 4.86 | 4.9 |
| 24/12/2004 | ND | ND | ND | ND | ND | ND | ND | ND | ND | ND | ND |
| 27/12/2004 | 1.9 | 2.26 | 2.63 | 2.78 | 3.07 | 3.26 | 3.65 | 3.99 | 4.3 | 4.95 | 4.97 |
| 28/12/2004 | 1.88 | 2.25 | 2.62 | 2.77 | 3.08 | 3.27 | 3.66 | 4 | 4.31 | 4.94 | 4.95 |
| 29/12/2004 | 1.76 | 2.22 | 2.6 | 2.77 | 3.12 | 3.32 | 3.69 | 4.03 | 4.33 | 4.96 | 4.97 |
| 30/12/2004 | 1.68 | 2.22 | 2.59 | 2.76 | 3.1 | 3.27 | 3.64 | 3.97 | 4.27 | 4.92 | 4.94 |
| 31/12/2004 | 1.89 | 2.22 | 2.59 | 2.75 | 3.08 | 3.25 | 3.63 | 3.94 | 4.24 | 4.85 | 4.86 |
| 03/01/2005 | 1.99 | 2.32 | 2.63 | 2.79 | 3.1 | 3.28 | 3.64 | 3.94 | 4.23 | 4.84 | 4.85 |
| 04/01/2005 | 2.05 | 2.33 | 2.63 | 2.82 | 3.2 | 3.38 | 3.72 | 4.02 | 4.29 | 4.91 | 4.91 |
| 05/01/2005 | 2.04 | 2.33 | 2.63 | 2.83 | 3.22 | 3.39 | 3.73 | 4.02 | 4.29 | 4.88 | 4.88 |
| 06/01/2005 | 2.04 | 2.31 | 2.63 | 2.82 | 3.18 | 3.36 | 3.71 | 4.01 | 4.29 | 4.88 | 4.89 |
| 07/01/2005 | 2.03 | 2.32 | 2.63 | 2.82 | 3.2 | 3.4 | 3.73 | 4.03 | 4.29 | 4.88 | 4.88 |
| 10/01/2005 | 2.07 | 2.36 | 2.67 | 2.86 | 3.23 | 3.41 | 3.75 | 4.03 | 4.29 | 4.86 | 4.86 |
| 11/01/2005 | 2.03 | 2.34 | 2.67 | 2.86 | 3.24 | 3.41 | 3.73 | 4 | 4.26 | 4.83 | 4.84 |
| 12/01/2005 | 2.01 | 2.34 | 2.64 | 2.84 | 3.22 | 3.38 | 3.72 | 4 | 4.25 | 4.81 | 4.8 |
| 13/01/2005 | 2.06 | 2.35 | 2.65 | 2.84 | 3.21 | 3.36 | 3.68 | 3.95 | 4.2 | 4.75 | 4.77 |
| 14/01/2005 | 2.06 | 2.37 | 2.68 | 2.87 | 3.24 | 3.41 | 3.71 | 3.97 | 4.23 | 4.76 | 4.78 |
| 17/01/2005 | ND | ND | ND | ND | ND | ND | ND | ND | ND | ND | ND |
| 18/01/2005 | 2.05 | 2.39 | 2.71 | 2.9 | 3.26 | 3.42 | 3.72 | 3.97 | 4.21 | 4.73 | 4.72 |
| 19/01/2005 | 1.95 | 2.37 | 2.69 | 2.88 | 3.26 | 3.42 | 3.73 | 3.97 | 4.2 | 4.71 | 4.7 |
| 20/01/2005 | 1.89 | 2.35 | 2.67 | 2.85 | 3.21 | 3.38 | 3.68 | 3.94 | 4.17 | 4.7 | 4.71 |
| 21/01/2005 | 2.02 | 2.36 | 2.66 | 2.83 | 3.16 | 3.33 | 3.65 | 3.92 | 4.16 | 4.69 | 4.7 |
| 24/01/2005 | 2.05 | 2.37 | 2.69 | 2.86 | 3.2 | 3.36 | 3.65 | 3.9 | 4.14 | 4.65 | 4.63 |
| 25/01/2005 | 2.13 | 2.39 | 2.7 | 2.88 | 3.23 | 3.39 | 3.71 | 3.97 | 4.2 | 4.72 | 4.71 |
| 26/01/2005 | 2.16 | 2.41 | 2.71 | 2.9 | 3.27 | 3.43 | 3.73 | 3.98 | 4.21 | 4.72 | 4.7 |
| 27/01/2005 | 2.16 | 2.44 | 2.72 | 2.91 | 3.28 | 3.45 | 3.75 | 4 | 4.22 | 4.73 | 4.71 |
| 28/01/2005 | 2.12 | 2.46 | 2.71 | 2.89 | 3.25 | 3.41 | 3.69 | 3.93 | 4.16 | 4.66 | 4.64 |
| 31/01/2005 | 2.06 | 2.51 | 2.79 | 2.96 | 3.29 | 3.43 | 3.71 | 3.92 | 4.14 | 4.64 | 4.62 |
| 01/02/2005 | 2.23 | 2.51 | 2.77 | 2.95 | 3.29 | 3.43 | 3.71 | 3.93 | 4.15 | 4.65 | 4.63 |
| 02/02/2005 | 2.22 | 2.51 | 2.76 | 2.95 | 3.32 | 3.47 | 3.73 | 3.93 | 4.15 | 4.63 | 4.61 |
| 03/02/2005 | 2.18 | 2.48 | 2.76 | 2.96 | 3.34 | 3.51 | 3.76 | 3.97 | 4.18 | 4.64 | 4.58 |
| 04/02/2005 | 2.2 | 2.47 | 2.75 | 2.93 | 3.29 | 3.44 | 3.68 | 3.88 | 4.09 | 4.54 | 4.48 |
| 07/02/2005 | 2.27 | 2.51 | 2.78 | 2.96 | 3.31 | 3.46 | 3.67 | 3.87 | 4.07 | 4.49 | 4.43 |
| 08/02/2005 | 2.34 | 2.49 | 2.78 | 2.97 | 3.33 | 3.47 | 3.68 | 3.86 | 4.05 | 4.46 | 4.39 |
| 09/02/2005 | 2.34 | 2.51 | 2.77 | 2.93 | 3.24 | 3.38 | 3.58 | 3.79 | 4 | 4.43 | 4.4 |
| 10/02/2005 | 2.35 | 2.51 | 2.78 | 2.96 | 3.29 | 3.43 | 3.65 | 3.86 | 4.07 | 4.52 | 4.5 |
| 11/02/2005 | 2.36 | 2.55 | 2.83 | 3 | 3.34 | 3.48 | 3.7 | 3.9 | 4.1 | 4.55 | 4.52 |
| 14/02/2005 | 2.37 | 2.59 | 2.84 | 3.03 | 3.38 | 3.51 | 3.7 | 3.88 | 4.08 | 4.51 | 4.45 |
| 15/02/2005 | 2.4 | 2.59 | 2.86 | 3.03 | 3.37 | 3.51 | 3.71 | 3.91 | 4.1 | 4.55 | 4.48 |
| 16/02/2005 | 2.39 | 2.57 | 2.86 | 3.05 | 3.41 | 3.56 | 3.78 | 3.97 | 4.16 | 4.6 | 4.53 |
| 17/02/2005 | 2.4 | 2.58 | 2.85 | 3.03 | 3.38 | 3.55 | 3.78 | 3.99 | 4.19 | 4.65 | 4.58 |
| 18/02/2005 | 2.39 | 2.61 | 2.9 | 3.09 | 3.45 | 3.62 | 3.86 | 4.07 | 4.27 | 4.72 | 4.65 |
| 21/02/2005 | ND | ND | ND | ND | ND | ND | ND | ND | ND | ND | ND |
| 22/02/2005 | 2.43 | 2.67 | 2.94 | 3.12 | 3.46 | 3.62 | 3.88 | 4.09 | 4.29 | 4.75 | 4.71 |
| 23/02/2005 | 2.47 | 2.67 | 2.94 | 3.12 | 3.46 | 3.63 | 3.87 | 4.08 | 4.27 | 4.73 | 4.69 |
| 24/02/2005 | 2.48 | 2.69 | 2.94 | 3.13 | 3.52 | 3.67 | 3.91 | 4.1 | 4.29 | 4.74 | 4.67 |
| 25/02/2005 | 2.5 | 2.74 | 2.95 | 3.15 | 3.54 | 3.68 | 3.91 | 4.09 | 4.27 | 4.72 | 4.61 |
| 28/02/2005 | 2.51 | 2.76 | 3.01 | 3.2 | 3.59 | 3.75 | 4 | 4.18 | 4.36 | 4.79 | 4.71 |
| 01/03/2005 | 2.55 | 2.75 | 3 | 3.2 | 3.59 | 3.76 | 4.02 | 4.19 | 4.38 | 4.8 | 4.69 |
| 02/03/2005 | 2.54 | 2.74 | 3 | 3.19 | 3.57 | 3.75 | 4 | 4.2 | 4.38 | 4.82 | 4.71 |
| 03/03/2005 | 2.55 | 2.76 | 3 | 3.19 | 3.59 | 3.76 | 4.02 | 4.2 | 4.39 | 4.82 | 4.71 |
| 04/03/2005 | 2.56 | 2.76 | 3.01 | 3.2 | 3.57 | 3.73 | 3.97 | 4.15 | 4.32 | 4.73 | 4.66 |
| 07/03/2005 | 2.59 | 2.76 | 3.02 | 3.22 | 3.61 | 3.76 | 3.99 | 4.15 | 4.31 | 4.7 | 4.63 |
| 08/03/2005 | 2.61 | 2.75 | 3.03 | 3.23 | 3.62 | 3.79 | 4.05 | 4.22 | 4.38 | 4.78 | 4.67 |
| 09/03/2005 | 2.6 | 2.76 | 3.03 | 3.24 | 3.66 | 3.87 | 4.16 | 4.35 | 4.52 | 4.92 | 4.84 |
| 10/03/2005 | 2.6 | 2.75 | 3.04 | 3.25 | 3.68 | 3.87 | 4.13 | 4.29 | 4.48 | 4.85 | 4.74 |
| 11/03/2005 | 2.6 | 2.76 | 3.06 | 3.28 | 3.73 | 3.94 | 4.22 | 4.39 | 4.56 | 4.93 | 4.8 |
| 14/03/2005 | 2.62 | 2.8 | 3.1 | 3.32 | 3.75 | 3.95 | 4.2 | 4.36 | 4.52 | 4.9 | 4.77 |
| 15/03/2005 | 2.7 | 2.81 | 3.1 | 3.32 | 3.75 | 3.96 | 4.22 | 4.38 | 4.54 | 4.93 | 4.8 |
| 16/03/2005 | 2.68 | 2.8 | 3.09 | 3.3 | 3.72 | 3.92 | 4.18 | 4.35 | 4.52 | 4.91 | 4.78 |
| 17/03/2005 | 2.68 | 2.79 | 3.08 | 3.29 | 3.7 | 3.89 | 4.14 | 4.3 | 4.47 | 4.87 | 4.75 |
| 18/03/2005 | 2.7 | 2.81 | 3.11 | 3.32 | 3.72 | 3.91 | 4.18 | 4.34 | 4.51 | 4.92 | 4.8 |
| 21/03/2005 | 2.72 | 2.85 | 3.13 | 3.33 | 3.72 | 3.93 | 4.18 | 4.35 | 4.53 | 4.94 | 4.85 |
| 22/03/2005 | 2.77 | 2.89 | 3.17 | 3.4 | 3.86 | 4.06 | 4.31 | 4.45 | 4.63 | 5.01 | 4.88 |
| 23/03/2005 | 2.72 | 2.83 | 3.14 | 3.38 | 3.84 | 4.05 | 4.3 | 4.45 | 4.61 | 4.99 | 4.86 |
| 24/03/2005 | 2.7 | 2.84 | 3.16 | 3.41 | 3.88 | 4.06 | 4.3 | 4.44 | 4.6 | 4.97 | 4.84 |
| 25/03/2005 | ND | ND | ND | ND | ND | ND | ND | ND | ND | ND | ND |
| 28/03/2005 | 2.69 | 2.84 | 3.19 | 3.43 | 3.9 | 4.09 | 4.33 | 4.48 | 4.64 | 5.01 | 4.88 |
| 29/03/2005 | 2.7 | 2.84 | 3.17 | 3.41 | 3.87 | 4.05 | 4.3 | 4.44 | 4.6 | 4.98 | 4.85 |
| 30/03/2005 | 2.71 | 2.83 | 3.15 | 3.39 | 3.86 | 4.03 | 4.26 | 4.4 | 4.56 | 4.93 | 4.77 |
| 31/03/2005 | 2.63 | 2.79 | 3.13 | 3.35 | 3.8 | 3.96 | 4.18 | 4.33 | 4.5 | 4.88 | 4.76 |
| 01/04/2005 | 2.66 | 2.8 | 3.13 | 3.34 | 3.75 | 3.9 | 4.13 | 4.29 | 4.46 | 4.85 | 4.72 |
| 04/04/2005 | 2.64 | 2.8 | 3.14 | 3.34 | 3.74 | 3.9 | 4.13 | 4.3 | 4.47 | 4.84 | 4.73 |
| 05/04/2005 | 2.63 | 2.79 | 3.13 | 3.34 | 3.75 | 3.91 | 4.15 | 4.31 | 4.48 | 4.87 | 4.75 |
| 06/04/2005 | 2.6 | 2.76 | 3.11 | 3.31 | 3.7 | 3.86 | 4.09 | 4.26 | 4.44 | 4.85 | 4.73 |
| 07/04/2005 | 2.61 | 2.77 | 3.12 | 3.32 | 3.72 | 3.89 | 4.13 | 4.3 | 4.49 | 4.9 | 4.78 |
| 08/04/2005 | 2.61 | 2.79 | 3.14 | 3.35 | 3.77 | 3.94 | 4.17 | 4.32 | 4.5 | 4.88 | 4.77 |
| 11/04/2005 | 2.6 | 2.76 | 3.17 | 3.37 | 3.75 | 3.91 | 4.13 | 4.28 | 4.45 | 4.84 | 4.73 |
| 12/04/2005 | 2.62 | 2.76 | 3.16 | 3.34 | 3.71 | 3.85 | 4.05 | 4.2 | 4.38 | 4.78 | 4.66 |
| 13/04/2005 | 2.62 | 2.77 | 3.15 | 3.32 | 3.66 | 3.83 | 4.03 | 4.2 | 4.38 | 4.8 | 4.68 |
| 14/04/2005 | 2.62 | 2.78 | 3.14 | 3.3 | 3.6 | 3.76 | 3.99 | 4.17 | 4.37 | 4.8 | 4.73 |
| 15/04/2005 | 2.63 | 2.79 | 3.12 | 3.26 | 3.54 | 3.68 | 3.9 | 4.09 | 4.27 | 4.73 | 4.66 |
| 18/04/2005 | 2.67 | 2.9 | 3.15 | 3.29 | 3.55 | 3.69 | 3.9 | 4.08 | 4.27 | 4.7 | 4.62 |
| 19/04/2005 | 2.73 | 2.91 | 3.13 | 3.26 | 3.5 | 3.64 | 3.85 | 4.02 | 4.21 | 4.64 | 4.53 |
| 20/04/2005 | 2.65 | 2.87 | 3.11 | 3.25 | 3.52 | 3.65 | 3.86 | 4.03 | 4.22 | 4.66 | 4.59 |
| 21/04/2005 | 2.59 | 2.88 | 3.13 | 3.31 | 3.65 | 3.77 | 3.97 | 4.13 | 4.32 | 4.73 | 4.62 |
| 22/04/2005 | 2.64 | 2.93 | 3.14 | 3.3 | 3.62 | 3.73 | 3.92 | 4.08 | 4.26 | 4.68 | 4.6 |
| 25/04/2005 | 2.67 | 2.93 | 3.19 | 3.34 | 3.64 | 3.75 | 3.94 | 4.08 | 4.26 | 4.65 | 4.54 |
| 26/04/2005 | 2.7 | 2.91 | 3.18 | 3.35 | 3.67 | 3.77 | 3.96 | 4.1 | 4.28 | 4.67 | 4.59 |
| 27/04/2005 | 2.65 | 2.89 | 3.17 | 3.33 | 3.64 | 3.75 | 3.92 | 4.06 | 4.25 | 4.65 | 4.57 |
| 28/04/2005 | 2.6 | 2.88 | 3.15 | 3.3 | 3.59 | 3.67 | 3.85 | 3.99 | 4.19 | 4.6 | 4.52 |
| 29/04/2005 | 2.7 | 2.9 | 3.17 | 3.33 | 3.66 | 3.73 | 3.9 | 4.03 | 4.21 | 4.61 | 4.53 |
| 02/05/2005 | 2.68 | 2.93 | 3.19 | 3.34 | 3.64 | 3.71 | 3.88 | 4.02 | 4.21 | 4.61 | 4.53 |
| 03/05/2005 | 2.65 | 2.91 | 3.19 | 3.35 | 3.68 | 3.73 | 3.9 | 4.03 | 4.21 | 4.6 | 4.49 |
| 04/05/2005 | 2.59 | 2.87 | 3.17 | 3.32 | 3.63 | 3.7 | 3.87 | 4.01 | 4.2 | 4.64 | 4.6 |
| 05/05/2005 | 2.6 | 2.81 | 3.14 | 3.29 | 3.58 | 3.65 | 3.82 | 3.98 | 4.19 | 4.64 | 4.6 |
| 06/05/2005 | 2.64 | 2.87 | 3.19 | 3.37 | 3.73 | 3.8 | 3.95 | 4.09 | 4.28 | 4.69 | 4.62 |
| 09/05/2005 | 2.66 | 2.91 | 3.22 | 3.4 | 3.76 | 3.83 | 3.99 | 4.11 | 4.29 | 4.69 | 4.64 |
| 10/05/2005 | 2.6 | 2.9 | 3.2 | 3.37 | 3.69 | 3.79 | 3.93 | 4.04 | 4.23 | 4.65 | 4.6 |
| 11/05/2005 | 2.6 | 2.87 | 3.18 | 3.35 | 3.68 | 3.78 | 3.91 | 4.01 | 4.21 | 4.61 | 4.54 |
| 12/05/2005 | 2.58 | 2.88 | 3.17 | 3.34 | 3.66 | 3.75 | 3.87 | 3.99 | 4.18 | 4.59 | 4.54 |
| 13/05/2005 | 2.47 | 2.83 | 3.13 | 3.29 | 3.61 | 3.71 | 3.83 | 3.95 | 4.12 | 4.56 | 4.48 |
| 16/05/2005 | 2.48 | 2.89 | 3.18 | 3.33 | 3.61 | 3.71 | 3.83 | 3.9 | 4.13 | 4.56 | 4.49 |
| 17/05/2005 | 2.6 | 2.88 | 3.17 | 3.32 | 3.61 | 3.71 | 3.82 | 3.88 | 4.12 | 4.54 | 4.47 |
| 18/05/2005 | 2.6 | 2.86 | 3.15 | 3.29 | 3.56 | 3.67 | 3.77 | 3.83 | 4.07 | 4.49 | 4.42 |
| 19/05/2005 | 2.63 | 2.87 | 3.14 | 3.31 | 3.64 | 3.73 | 3.84 | 3.86 | 4.11 | 4.52 | 4.44 |
| 20/05/2005 | 2.66 | 2.9 | 3.17 | 3.35 | 3.69 | 3.77 | 3.88 | 3.89 | 4.13 | 4.52 | 4.44 |
| 23/05/2005 | 2.69 | 2.97 | 3.19 | 3.35 | 3.65 | 3.73 | 3.83 | 3.83 | 4.07 | 4.46 | 4.38 |
| 24/05/2005 | 2.82 | 2.94 | 3.17 | 3.32 | 3.61 | 3.68 | 3.78 | 3.8 | 4.04 | 4.43 | 4.35 |
| 25/05/2005 | 2.79 | 2.95 | 3.17 | 3.32 | 3.61 | 3.68 | 3.81 | 3.85 | 4.08 | 4.48 | 4.4 |
| 26/05/2005 | 2.77 | 2.94 | 3.15 | 3.31 | 3.64 | 3.72 | 3.82 | 3.92 | 4.08 | 4.49 | 4.45 |
| 27/05/2005 | 2.77 | 2.97 | 3.14 | 3.31 | 3.64 | 3.72 | 3.82 | 3.92 | 4.08 | 4.49 | 4.45 |
| 30/05/2005 | ND | ND | ND | ND | ND | ND | ND | ND | ND | ND | ND |
| 31/05/2005 | 2.8 | 2.99 | 3.18 | 3.32 | 3.6 | 3.65 | 3.76 | 3.86 | 4 | 4.4 | 4.36 |
| 01/06/2005 | 2.79 | 2.97 | 3.12 | 3.25 | 3.5 | 3.55 | 3.63 | 3.74 | 3.91 | 4.31 | 4.27 |
| 02/06/2005 | 2.8 | 2.97 | 3.13 | 3.26 | 3.52 | 3.56 | 3.65 | 3.74 | 3.89 | 4.28 | 4.2 |
| 03/06/2005 | 2.82 | 3.01 | 3.13 | 3.28 | 3.57 | 3.63 | 3.73 | 3.83 | 3.98 | 4.34 | 4.26 |
| 06/06/2005 | 2.83 | 3.02 | 3.15 | 3.3 | 3.59 | 3.64 | 3.73 | 3.82 | 3.96 | 4.31 | 4.23 |
| 07/06/2005 | 2.82 | 3.02 | 3.14 | 3.28 | 3.57 | 3.62 | 3.7 | 3.78 | 3.92 | 4.26 | 4.18 |
| 08/06/2005 | 2.83 | 3.02 | 3.15 | 3.3 | 3.6 | 3.65 | 3.73 | 3.81 | 3.95 | 4.29 | 4.24 |
| 09/06/2005 | 2.81 | 2.99 | 3.14 | 3.31 | 3.64 | 3.68 | 3.76 | 3.84 | 3.98 | 4.31 | 4.23 |
| 10/06/2005 | 2.82 | 3.01 | 3.14 | 3.33 | 3.71 | 3.75 | 3.84 | 3.92 | 4.05 | 4.39 | 4.3 |
| 13/06/2005 | 2.82 | 3.03 | 3.22 | 3.38 | 3.71 | 3.77 | 3.87 | 3.96 | 4.09 | 4.44 | 4.39 |
| 14/06/2005 | 2.78 | 3.01 | 3.22 | 3.39 | 3.71 | 3.78 | 3.89 | 3.99 | 4.13 | 4.49 | 4.41 |
| 15/06/2005 | 2.78 | 3 | 3.22 | 3.39 | 3.72 | 3.79 | 3.9 | 3.99 | 4.12 | 4.49 | 4.44 |
| 16/06/2005 | 2.76 | 2.98 | 3.21 | 3.38 | 3.7 | 3.76 | 3.87 | 3.96 | 4.09 | 4.45 | 4.36 |
| 17/06/2005 | 2.79 | 2.99 | 3.23 | 3.39 | 3.72 | 3.76 | 3.88 | 3.97 | 4.09 | 4.44 | 4.35 |
| 20/06/2005 | 2.81 | 3.02 | 3.26 | 3.42 | 3.72 | 3.78 | 3.88 | 3.98 | 4.11 | 4.46 | 4.34 |
| 21/06/2005 | 2.85 | 3.02 | 3.28 | 3.42 | 3.71 | 3.75 | 3.84 | 3.93 | 4.06 | 4.4 | 4.32 |
| 22/06/2005 | 2.84 | 3.03 | 3.25 | 3.37 | 3.62 | 3.65 | 3.72 | 3.81 | 3.95 | 4.31 | 4.23 |
| 23/06/2005 | 2.79 | 3.07 | 3.27 | 3.39 | 3.63 | 3.66 | 3.74 | 3.82 | 3.96 | 4.32 | 4.27 |
| 24/06/2005 | 2.78 | 3.09 | 3.27 | 3.38 | 3.59 | 3.63 | 3.69 | 3.78 | 3.92 | 4.28 | 4.23 |
| 27/06/2005 | 2.85 | 3.15 | 3.33 | 3.42 | 3.6 | 3.62 | 3.69 | 3.77 | 3.9 | 4.25 | 4.25 |
| 28/06/2005 | 2.99 | 3.14 | 3.35 | 3.46 | 3.65 | 3.68 | 3.76 | 3.84 | 3.97 | 4.3 | 4.22 |
| 29/06/2005 | 2.95 | 3.13 | 3.33 | 3.44 | 3.65 | 3.69 | 3.77 | 3.85 | 3.99 | 4.33 | 4.24 |
| 30/06/2005 | 2.99 | 3.13 | 3.24 | 3.45 | 3.66 | 3.67 | 3.72 | 3.8 | 3.94 | 4.28 | 4.19 |
| 01/07/2005 | 3.02 | 3.17 | 3.38 | 3.51 | 3.76 | 3.77 | 3.84 | 3.92 | 4.06 | 4.37 | 4.28 |
| 04/07/2005 | ND | ND | ND | ND | ND | ND | ND | ND | ND | ND | ND |
| 05/07/2005 | 3.03 | 3.22 | 3.43 | 3.55 | 3.79 | 3.82 | 3.9 | 3.98 | 4.11 | 4.43 | 4.34 |
| 06/07/2005 | 3.04 | 3.19 | 3.41 | 3.53 | 3.77 | 3.8 | 3.86 | 3.95 | 4.08 | 4.4 | 4.31 |
| 07/07/2005 | 3 | 3.15 | 3.37 | 3.48 | 3.71 | 3.75 | 3.83 | 3.92 | 4.05 | 4.37 | 4.28 |
| 08/07/2005 | 2.99 | 3.17 | 3.39 | 3.52 | 3.78 | 3.82 | 3.89 | 3.98 | 4.11 | 4.42 | 4.33 |
| 11/07/2005 | 2.98 | 3.19 | 3.46 | 3.58 | 3.81 | 3.85 | 3.91 | 3.99 | 4.11 | 4.42 | 4.3 |
| 12/07/2005 | 3.02 | 3.21 | 3.48 | 3.59 | 3.82 | 3.88 | 3.94 | 4.03 | 4.15 | 4.46 | 4.36 |
| 13/07/2005 | 3.03 | 3.22 | 3.46 | 3.59 | 3.84 | 3.89 | 3.96 | 4.04 | 4.17 | 4.47 | 4.38 |
| 14/07/2005 | 3.04 | 3.23 | 3.47 | 3.6 | 3.86 | 3.91 | 3.98 | 4.06 | 4.19 | 4.49 | 4.4 |
| 15/07/2005 | 3.04 | 3.26 | 3.48 | 3.61 | 3.86 | 3.92 | 3.98 | 4.06 | 4.18 | 4.47 | 4.39 |
| 18/07/2005 | 3.06 | 3.3 | 3.54 | 3.66 | 3.89 | 3.94 | 4.01 | 4.1 | 4.22 | 4.53 | 4.44 |
| 19/07/2005 | 3.13 | 3.31 | 3.54 | 3.65 | 3.88 | 3.93 | 3.99 | 4.07 | 4.2 | 4.5 | 4.41 |
| 20/07/2005 | 3.11 | 3.3 | 3.54 | 3.66 | 3.9 | 3.93 | 3.99 | 4.06 | 4.17 | 4.47 | 4.37 |
| 21/07/2005 | 3.13 | 3.35 | 3.6 | 3.72 | 3.96 | 4.01 | 4.09 | 4.16 | 4.28 | 4.58 | 4.48 |
| 22/07/2005 | 3.16 | 3.38 | 3.61 | 3.72 | 3.92 | 3.97 | 4.04 | 4.11 | 4.23 | 4.52 | 4.39 |
| 25/07/2005 | 3.2 | 3.44 | 3.68 | 3.77 | 3.95 | 3.99 | 4.06 | 4.14 | 4.25 | 4.53 | 4.44 |
| 26/07/2005 | 3.25 | 3.43 | 3.67 | 3.76 | 3.95 | 4 | 4.06 | 4.14 | 4.24 | 4.53 | 4.44 |
| 27/07/2005 | 3.23 | 3.4 | 3.67 | 3.77 | 3.99 | 4.04 | 4.09 | 4.16 | 4.27 | 4.55 | 4.42 |
| 28/07/2005 | 3.25 | 3.41 | 3.66 | 3.75 | 3.96 | 4 | 4.04 | 4.1 | 4.2 | 4.48 | 4.38 |
| 29/07/2005 | 3.25 | 3.42 | 3.69 | 3.8 | 4.02 | 4.06 | 4.12 | 4.19 | 4.28 | 4.56 | 4.42 |
| 01/08/2005 | 3.3 | 3.48 | 3.73 | 3.83 | 4.04 | 4.09 | 4.16 | 4.22 | 4.32 | 4.59 | 4.46 |
| 02/08/2005 | 3.35 | 3.49 | 3.73 | 3.84 | 4.06 | 4.1 | 4.17 | 4.24 | 4.34 | 4.62 | 4.52 |
| 03/08/2005 | 3.34 | 3.46 | 3.72 | 3.82 | 4.02 | 4.07 | 4.13 | 4.2 | 4.3 | 4.58 | 4.48 |
| 04/08/2005 | 3.34 | 3.47 | 3.72 | 3.83 | 4.04 | 4.09 | 4.15 | 4.22 | 4.32 | 4.6 | 4.5 |
| 05/08/2005 | 3.35 | 3.52 | 3.75 | 3.87 | 4.11 | 4.16 | 4.24 | 4.3 | 4.4 | 4.66 | 4.56 |
| 08/08/2005 | 3.38 | 3.54 | 3.82 | 3.93 | 4.16 | 4.22 | 4.28 | 4.34 | 4.42 | 4.68 | 4.58 |
| 09/08/2005 | 3.37 | 3.52 | 3.79 | 3.9 | 4.13 | 4.19 | 4.25 | 4.31 | 4.41 | 4.66 | 4.56 |
| 10/08/2005 | 3.38 | 3.51 | 3.78 | 3.9 | 4.13 | 4.18 | 4.24 | 4.3 | 4.4 | 4.65 | 4.56 |
| 11/08/2005 | 3.31 | 3.51 | 3.78 | 3.89 | 4.1 | 4.14 | 4.18 | 4.24 | 4.32 | 4.6 | 4.51 |
| 12/08/2005 | 3.32 | 3.52 | 3.79 | 3.88 | 4.05 | 4.08 | 4.11 | 4.16 | 4.24 | 4.52 | 4.42 |
| 15/08/2005 | 3.28 | 3.54 | 3.82 | 3.91 | 4.08 | 4.11 | 4.15 | 4.2 | 4.27 | 4.53 | 4.45 |
| 16/08/2005 | 3.32 | 3.54 | 3.8 | 3.88 | 4.03 | 4.06 | 4.1 | 4.15 | 4.23 | 4.49 | 4.41 |
| 17/08/2005 | 3.31 | 3.52 | 3.8 | 3.89 | 4.07 | 4.1 | 4.15 | 4.2 | 4.28 | 4.53 | 4.49 |
| 18/08/2005 | 3.3 | 3.5 | 3.78 | 3.86 | 4.01 | 4.04 | 4.08 | 4.13 | 4.21 | 4.48 | 4.4 |
| 19/08/2005 | 3.33 | 3.52 | 3.81 | 3.89 | 4.03 | 4.05 | 4.08 | 4.13 | 4.21 | 4.47 | 4.4 |
| 22/08/2005 | 3.34 | 3.53 | 3.82 | 3.89 | 4.03 | 4.06 | 4.08 | 4.14 | 4.22 | 4.48 | 4.4 |
| 23/08/2005 | 3.34 | 3.53 | 3.81 | 3.88 | 4.01 | 4.03 | 4.07 | 4.12 | 4.2 | 4.46 | 4.39 |
| 24/08/2005 | 3.34 | 3.53 | 3.81 | 3.87 | 3.99 | 4.03 | 4.06 | 4.11 | 4.19 | 4.46 | 4.38 |
| 25/08/2005 | 3.34 | 3.54 | 3.81 | 3.87 | 4 | 4.03 | 4.06 | 4.11 | 4.18 | 4.45 | 4.37 |
| 26/08/2005 | 3.36 | 3.55 | 3.82 | 3.9 | 4.06 | 4.07 | 4.09 | 4.13 | 4.2 | 4.46 | 4.38 |
| 29/08/2005 | 3.42 | 3.54 | 3.83 | 3.91 | 4.06 | 4.07 | 4.08 | 4.13 | 4.2 | 4.45 | 4.37 |
| 30/08/2005 | 3.4 | 3.54 | 3.79 | 3.85 | 3.97 | 4.01 | 4.03 | 4.08 | 4.16 | 4.43 | 4.34 |
| 31/08/2005 | 3.41 | 3.52 | 3.74 | 3.77 | 3.84 | 3.83 | 3.87 | 3.93 | 4.02 | 4.3 | 4.23 |
| 01/09/2005 | 3.35 | 3.48 | 3.62 | 3.66 | 3.72 | 3.8 | 3.85 | 3.91 | 4.02 | 4.31 | 4.28 |
| 02/09/2005 | 3.38 | 3.46 | 3.63 | 3.67 | 3.75 | 3.79 | 3.85 | 3.92 | 4.03 | 4.33 | 4.26 |
| 05/09/2005 | ND | ND | ND | ND | ND | ND | ND | ND | ND | ND | ND |
| 06/09/2005 | 3.39 | 3.52 | 3.7 | 3.73 | 3.8 | 3.83 | 3.89 | 3.97 | 4.09 | 4.39 | 4.36 |
| 07/09/2005 | 3.36 | 3.49 | 3.73 | 3.77 | 3.87 | 3.89 | 3.93 | 4.01 | 4.15 | 4.46 | 4.43 |
| 08/09/2005 | 3.31 | 3.48 | 3.73 | 3.77 | 3.87 | 3.89 | 3.94 | 4.03 | 4.15 | 4.45 | 4.43 |
| 09/09/2005 | 3.32 | 3.49 | 3.73 | 3.78 | 3.88 | 3.9 | 3.94 | 4.01 | 4.14 | 4.45 | 4.36 |
| 12/09/2005 | 3.33 | 3.51 | 3.79 | 3.83 | 3.92 | 3.93 | 3.98 | 4.06 | 4.18 | 4.5 | 4.45 |
| 13/09/2005 | 3.3 | 3.47 | 3.77 | 3.81 | 3.88 | 3.88 | 3.93 | 4.01 | 4.14 | 4.47 | 4.38 |
| 14/09/2005 | 3.25 | 3.42 | 3.76 | 3.81 | 3.9 | 3.91 | 3.96 | 4.04 | 4.17 | 4.5 | 4.41 |
| 15/09/2005 | 3.23 | 3.45 | 3.77 | 3.81 | 3.9 | 3.93 | 3.99 | 4.08 | 4.22 | 4.56 | 4.51 |
| 16/09/2005 | 3.23 | 3.5 | 3.81 | 3.86 | 3.97 | 4 | 4.05 | 4.13 | 4.26 | 4.61 | 4.56 |
| 19/09/2005 | 3.23 | 3.58 | 3.84 | 3.87 | 3.93 | 3.95 | 4.02 | 4.11 | 4.25 | 4.6 | 4.55 |
| 20/09/2005 | 3.29 | 3.61 | 3.89 | 3.92 | 4 | 4.01 | 4.06 | 4.14 | 4.26 | 4.59 | 4.49 |
| 21/09/2005 | 3.02 | 3.41 | 3.83 | 3.88 | 3.96 | 3.96 | 4.01 | 4.08 | 4.19 | 4.52 | 4.47 |
| 22/09/2005 | 2.99 | 3.47 | 3.81 | 3.86 | 3.95 | 3.95 | 3.99 | 4.07 | 4.19 | 4.52 | 4.47 |
| 23/09/2005 | 3.06 | 3.48 | 3.82 | 3.89 | 4.02 | 4.03 | 4.07 | 4.14 | 4.25 | 4.57 | 4.47 |
| 26/09/2005 | 3.19 | 3.52 | 3.88 | 3.95 | 4.07 | 4.08 | 4.11 | 4.18 | 4.3 | 4.6 | 4.56 |
| 27/09/2005 | 3.15 | 3.49 | 3.87 | 3.95 | 4.08 | 4.09 | 4.13 | 4.2 | 4.3 | 4.6 | 4.56 |
| 28/09/2005 | 3.12 | 3.46 | 3.87 | 3.95 | 4.09 | 4.09 | 4.11 | 4.17 | 4.26 | 4.55 | 4.46 |
| 29/09/2005 | 3.09 | 3.54 | 3.89 | 3.97 | 4.13 | 4.13 | 4.14 | 4.2 | 4.29 | 4.59 | 4.5 |
| 30/09/2005 | 3.15 | 3.55 | 3.93 | 4.01 | 4.18 | 4.18 | 4.18 | 4.23 | 4.34 | 4.62 | 4.53 |
| 03/10/2005 | 3.22 | 3.61 | 4.02 | 4.09 | 4.21 | 4.23 | 4.25 | 4.31 | 4.39 | 4.67 | 4.58 |
| 04/10/2005 | 3.35 | 3.63 | 4.02 | 4.09 | 4.22 | 4.22 | 4.24 | 4.3 | 4.38 | 4.66 | 4.61 |
| 05/10/2005 | 3.34 | 3.58 | 4 | 4.07 | 4.21 | 4.2 | 4.23 | 4.28 | 4.36 | 4.63 | 4.54 |
| 06/10/2005 | 3.34 | 3.61 | 4 | 4.07 | 4.2 | 4.21 | 4.23 | 4.28 | 4.37 | 4.64 | 4.55 |
| 07/10/2005 | 3.35 | 3.63 | 4 | 4.06 | 4.18 | 4.19 | 4.23 | 4.28 | 4.35 | 4.62 | 4.53 |
| 10/10/2005 | ND | ND | ND | ND | ND | ND | ND | ND | ND | ND | ND |
| 11/10/2005 | 3.41 | 3.73 | 4.1 | 4.14 | 4.22 | 4.23 | 4.27 | 4.32 | 4.39 | 4.65 | 4.56 |
| 12/10/2005 | 3.49 | 3.7 | 4.1 | 4.14 | 4.24 | 4.27 | 4.32 | 4.37 | 4.45 | 4.71 | 4.62 |
| 13/10/2005 | 3.5 | 3.75 | 4.09 | 4.14 | 4.24 | 4.27 | 4.32 | 4.38 | 4.48 | 4.77 | 4.66 |
| 14/10/2005 | 3.49 | 3.78 | 4.08 | 4.15 | 4.27 | 4.3 | 4.34 | 4.4 | 4.48 | 4.76 | 4.67 |
| 17/10/2005 | 3.53 | 3.86 | 4.17 | 4.21 | 4.29 | 4.31 | 4.36 | 4.41 | 4.5 | 4.77 | 4.68 |
| 18/10/2005 | 3.57 | 3.85 | 4.15 | 4.19 | 4.27 | 4.3 | 4.34 | 4.4 | 4.49 | 4.78 | 4.64 |
| 19/10/2005 | 3.57 | 3.86 | 4.15 | 4.18 | 4.25 | 4.28 | 4.32 | 4.38 | 4.47 | 4.76 | 4.66 |
| 20/10/2005 | 3.46 | 3.85 | 4.16 | 4.2 | 4.27 | 4.29 | 4.33 | 4.38 | 4.46 | 4.75 | 4.62 |
| 21/10/2005 | 3.48 | 3.87 | 4.16 | 4.18 | 4.22 | 4.23 | 4.26 | 4.31 | 4.39 | 4.68 | 4.58 |
| 24/10/2005 | 3.51 | 3.92 | 4.2 | 4.22 | 4.25 | 4.28 | 4.32 | 4.37 | 4.45 | 4.74 | 4.63 |
| 25/10/2005 | 3.71 | 3.93 | 4.21 | 4.26 | 4.34 | 4.36 | 4.41 | 4.46 | 4.54 | 4.8 | 4.7 |
| 26/10/2005 | 3.7 | 3.9 | 4.21 | 4.27 | 4.38 | 4.42 | 4.46 | 4.52 | 4.6 | 4.87 | 4.77 |
| 27/10/2005 | 3.72 | 3.88 | 4.2 | 4.26 | 4.36 | 4.39 | 4.43 | 4.49 | 4.57 | 4.84 | 4.74 |
| 28/10/2005 | 3.75 | 3.93 | 4.22 | 4.28 | 4.4 | 4.42 | 4.46 | 4.51 | 4.58 | 4.84 | 4.74 |
| 31/10/2005 | 3.77 | 3.98 | 4.26 | 4.31 | 4.4 | 4.41 | 4.45 | 4.49 | 4.57 | 4.84 | 4.73 |
| 01/11/2005 | 3.78 | 3.96 | 4.25 | 4.31 | 4.42 | 4.44 | 4.47 | 4.51 | 4.58 | 4.85 | 4.74 |
| 02/11/2005 | 3.77 | 3.94 | 4.25 | 4.31 | 4.43 | 4.46 | 4.5 | 4.54 | 4.61 | 4.88 | 4.74 |
| 03/11/2005 | 3.81 | 3.94 | 4.27 | 4.33 | 4.47 | 4.5 | 4.55 | 4.59 | 4.65 | 4.94 | 4.79 |
| 04/11/2005 | 3.8 | 3.98 | 4.27 | 4.34 | 4.47 | 4.5 | 4.56 | 4.6 | 4.66 | 4.95 | 4.84 |
| 07/11/2005 | 3.81 | 3.96 | 4.31 | 4.36 | 4.47 | 4.5 | 4.55 | 4.59 | 4.65 | 4.93 | 4.82 |
| 08/11/2005 | 3.88 | 3.96 | 4.3 | 4.34 | 4.43 | 4.47 | 4.49 | 4.52 | 4.57 | 4.86 | 4.75 |
| 09/11/2005 | 3.91 | 3.99 | 4.32 | 4.37 | 4.49 | 4.53 | 4.55 | 4.58 | 4.64 | 4.93 | 4.78 |
| 10/11/2005 | 3.89 | 3.97 | 4.3 | 4.34 | 4.44 | 4.48 | 4.49 | 4.51 | 4.55 | 4.85 | 4.74 |
| 11/11/2005 | ND | ND | ND | ND | ND | ND | ND | ND | ND | ND | ND |
| 14/11/2005 | 3.93 | 4.02 | 4.35 | 4.4 | 4.5 | 4.52 | 4.54 | 4.57 | 4.61 | 4.9 | 4.75 |
| 15/11/2005 | 4.01 | 4.01 | 4.34 | 4.38 | 4.47 | 4.5 | 4.51 | 4.52 | 4.56 | 4.83 | 4.7 |
| 16/11/2005 | 4 | 4 | 4.3 | 4.34 | 4.42 | 4.43 | 4.43 | 4.45 | 4.49 | 4.77 | 4.63 |
| 17/11/2005 | 3.98 | 4.01 | 4.3 | 4.32 | 4.37 | 4.39 | 4.39 | 4.42 | 4.46 | 4.75 | 4.6 |
| 18/11/2005 | 3.95 | 4.01 | 4.31 | 4.34 | 4.4 | 4.41 | 4.43 | 4.45 | 4.5 | 4.79 | 4.68 |
| 21/11/2005 | 3.93 | 4 | 4.3 | 4.33 | 4.39 | 4.39 | 4.39 | 4.42 | 4.46 | 4.76 | 4.62 |
| 22/11/2005 | 3.94 | 3.93 | 4.23 | 4.26 | 4.32 | 4.33 | 4.34 | 4.37 | 4.43 | 4.76 | 4.65 |
| 23/11/2005 | 3.94 | 3.95 | 4.29 | 4.31 | 4.36 | 4.36 | 4.38 | 4.41 | 4.47 | 4.8 | 4.7 |

| | | | | | | | | | | | |
|---|---|---|---|---|---|---|---|---|---|---|---|
| 24/11/2005 | ND | ND | ND | ND | ND | ND | ND | ND | ND | ND | ND |
| 25/11/2005 | 3.91 | 3.95 | 4.27 | 4.29 | 4.33 | 4.33 | 4.34 | 4.37 | 4.43 | 4.76 | 4.66 |
| 28/11/2005 | 3.94 | 3.98 | 4.31 | 4.32 | 4.33 | 4.32 | 4.32 | 4.35 | 4.41 | 4.71 | 4.58 |
| 29/11/2005 | 3.99 | 3.98 | 4.32 | 4.35 | 4.4 | 4.4 | 4.4 | 4.42 | 4.48 | 4.78 | 4.65 |
| 30/11/2005 | 4 | 3.95 | 4.31 | 4.34 | 4.42 | 4.41 | 4.42 | 4.45 | 4.49 | 4.81 | 4.66 |
| 01/12/2005 | 3.99 | 3.97 | 4.32 | 4.36 | 4.45 | 4.44 | 4.45 | 4.47 | 4.52 | 4.83 | 4.68 |
| 02/12/2005 | 4 | 3.99 | 4.31 | 4.35 | 4.43 | 4.43 | 4.45 | 4.48 | 4.52 | 4.81 | 4.68 |
| 05/12/2005 | 4.01 | 4.04 | 4.35 | 4.39 | 4.47 | 4.48 | 4.5 | 4.53 | 4.57 | 4.85 | 4.72 |
| 06/12/2005 | 3.84 | 4.04 | 4.33 | 4.36 | 4.42 | 4.41 | 4.42 | 4.44 | 4.49 | 4.79 | 4.68 |
| 07/12/2005 | 3.84 | 4.03 | 4.32 | 4.35 | 4.42 | 4.42 | 4.43 | 4.46 | 4.52 | 4.8 | 4.67 |
| 08/12/2005 | 3.67 | 3.94 | 4.27 | 4.3 | 4.37 | 4.36 | 4.36 | 4.39 | 4.47 | 4.75 | 4.62 |
| 09/12/2005 | 3.62 | 3.94 | 4.27 | 4.33 | 4.43 | 4.43 | 4.44 | 4.47 | 4.54 | 4.83 | 4.72 |
| 12/12/2005 | 3.59 | 3.9 | 4.34 | 4.38 | 4.45 | 4.45 | 4.46 | 4.49 | 4.56 | 4.82 | 4.69 |
| 13/12/2005 | 3.61 | 3.91 | 4.34 | 4.37 | 4.43 | 4.43 | 4.44 | 4.47 | 4.54 | 4.81 | 4.68 |
| 14/12/2005 | 3.61 | 3.89 | 4.3 | 4.32 | 4.37 | 4.36 | 4.36 | 4.38 | 4.45 | 4.73 | 4.63 |
| 15/12/2005 | 3.6 | 3.93 | 4.31 | 4.33 | 4.37 | 4.37 | 4.38 | 4.41 | 4.47 | 4.75 | 4.62 |
| 16/12/2005 | 3.56 | 3.93 | 4.3 | 4.32 | 4.37 | 4.35 | 4.36 | 4.39 | 4.45 | 4.72 | 4.63 |
| 19/12/2005 | 3.56 | 3.96 | 4.37 | 4.38 | 4.38 | 4.37 | 4.37 | 4.39 | 4.45 | 4.72 | 4.62 |
| 20/12/2005 | 3.55 | 3.95 | 4.37 | 4.39 | 4.42 | 4.41 | 4.4 | 4.41 | 4.47 | 4.74 | 4.63 |
| 21/12/2005 | 3.56 | 3.98 | 4.35 | 4.38 | 4.43 | 4.43 | 4.42 | 4.44 | 4.49 | 4.75 | 4.65 |
| 22/12/2005 | 3.55 | 3.98 | 4.32 | 4.35 | 4.4 | 4.38 | 4.38 | 4.39 | 4.44 | 4.69 | 4.59 |
| 23/12/2005 | 3.48 | 3.99 | 4.32 | 4.33 | 4.37 | 4.34 | 4.32 | 4.33 | 4.38 | 4.63 | 4.52 |
| 26/12/2005 | ND | ND | ND | ND | ND | ND | ND | ND | ND | ND | ND |
| 27/12/2005 | 3.51 | 3.98 | 4.35 | 4.35 | 4.35 | 4.31 | 4.3 | 4.31 | 4.34 | 4.58 | 4.48 |
| 28/12/2005 | 3.57 | 3.95 | 4.33 | 4.34 | 4.37 | 4.34 | 4.32 | 4.34 | 4.38 | 4.62 | 4.51 |
| 29/12/2005 | 3.67 | 4.01 | 4.34 | 4.35 | 4.38 | 4.35 | 4.33 | 4.34 | 4.37 | 4.6 | 4.49 |
| 30/12/2005 | 4.01 | 4.08 | 4.37 | 4.38 | 4.41 | 4.37 | 4.35 | 4.36 | 4.39 | 4.61 | 4.51 |
| 02/01/2006 | ND | ND | ND | ND | ND | ND | ND | ND | ND | ND | ND |
| 03/01/2006 | 4.05 | 4.16 | 4.4 | 4.38 | 4.34 | 4.3 | 4.3 | 4.32 | 4.37 | 4.62 | 4.52 |
| 04/01/2006 | 4.03 | 4.19 | 4.37 | 4.35 | 4.31 | 4.28 | 4.28 | 4.31 | 4.36 | 4.6 | 4.55 |
| 05/01/2006 | 4.05 | 4.2 | 4.37 | 4.36 | 4.32 | 4.29 | 4.29 | 4.31 | 4.36 | 4.61 | 4.51 |
| 06/01/2006 | 4.06 | 4.22 | 4.39 | 4.38 | 4.36 | 4.32 | 4.32 | 4.33 | 4.38 | 4.63 | 4.53 |
| 09/01/2006 | 4.09 | 4.23 | 4.4 | 4.39 | 4.36 | 4.32 | 4.32 | 4.34 | 4.38 | 4.63 | 4.53 |
| 10/01/2006 | 4.15 | 4.29 | 4.42 | 4.42 | 4.41 | 4.36 | 4.36 | 4.38 | 4.43 | 4.68 | 4.62 |
| 11/01/2006 | 4.16 | 4.3 | 4.45 | 4.44 | 4.44 | 4.39 | 4.39 | 4.41 | 4.46 | 4.7 | 4.61 |
| 12/01/2006 | 4.16 | 4.32 | 4.43 | 4.42 | 4.39 | 4.35 | 4.35 | 4.37 | 4.42 | 4.66 | 4.56 |
| 13/01/2006 | 4.13 | 4.33 | 4.43 | 4.4 | 4.34 | 4.29 | 4.28 | 4.3 | 4.36 | 4.59 | 4.49 |
| 16/01/2006 | ND | ND | ND | ND | ND | ND | ND | ND | ND | ND | ND |
| 17/01/2006 | 4.11 | 4.38 | 4.47 | 4.42 | 4.33 | 4.28 | 4.27 | 4.29 | 4.34 | 4.57 | 4.52 |
| 18/01/2006 | 4.04 | 4.35 | 4.46 | 4.42 | 4.33 | 4.29 | 4.28 | 4.3 | 4.34 | 4.58 | 4.53 |
| 19/01/2006 | 3.98 | 4.35 | 4.47 | 4.43 | 4.37 | 4.32 | 4.31 | 4.33 | 4.38 | 4.61 | 4.51 |
| 20/01/2006 | 3.95 | 4.35 | 4.48 | 4.44 | 4.37 | 4.32 | 4.31 | 4.32 | 4.37 | 4.59 | 4.54 |
| 23/01/2006 | 3.98 | 4.38 | 4.5 | 4.45 | 4.35 | 4.31 | 4.3 | 4.31 | 4.36 | 4.59 | 4.54 |
| 24/01/2006 | 4.24 | 4.4 | 4.51 | 4.46 | 4.37 | 4.33 | 4.32 | 4.34 | 4.4 | 4.63 | 4.53 |
| 25/01/2006 | 4.22 | 4.42 | 4.54 | 4.51 | 4.46 | 4.41 | 4.41 | 4.43 | 4.49 | 4.72 | 4.62 |
| 26/01/2006 | 4.17 | 4.45 | 4.54 | 4.52 | 4.49 | 4.45 | 4.44 | 4.46 | 4.53 | 4.76 | 4.66 |
| 27/01/2006 | 4.19 | 4.45 | 4.55 | 4.54 | 4.51 | 4.46 | 4.45 | 4.47 | 4.52 | 4.75 | 4.7 |
| 30/01/2006 | 4.18 | 4.48 | 4.62 | 4.59 | 4.52 | 4.47 | 4.46 | 4.49 | 4.54 | 4.77 | 4.67 |
| 31/01/2006 | 4.37 | 4.47 | 4.59 | 4.58 | 4.54 | 4.49 | 4.47 | 4.49 | 4.53 | 4.74 | 4.69 |
| 01/02/2006 | 4.33 | 4.47 | 4.6 | 4.6 | 4.59 | 4.54 | 4.51 | 4.52 | 4.57 | 4.77 | 4.69 |
| 02/02/2006 | 4.32 | 4.48 | 4.62 | 4.61 | 4.59 | 4.54 | 4.51 | 4.53 | 4.57 | 4.76 | 4.68 |
| 03/02/2006 | 4.31 | 4.48 | 4.63 | 4.62 | 4.59 | 4.54 | 4.5 | 4.51 | 4.54 | 4.7 | 4.64 |
| 06/02/2006 | 4.32 | 4.48 | 4.68 | 4.66 | 4.62 | 4.57 | 4.51 | 4.52 | 4.55 | 4.69 | 4.61 |
| 07/02/2006 | 4.33 | 4.49 | 4.67 | 4.65 | 4.61 | 4.57 | 4.52 | 4.54 | 4.57 | 4.73 | 4.64 |
| 08/02/2006 | 4.34 | 4.5 | 4.67 | 4.66 | 4.64 | 4.61 | 4.55 | 4.55 | 4.56 | 4.75 | 4.67 |
| 09/02/2006 | 4.32 | 4.52 | 4.67 | 4.66 | 4.66 | 4.62 | 4.55 | 4.55 | 4.54 | 4.72 | 4.51 |
| 10/02/2006 | 4.36 | 4.53 | 4.7 | 4.7 | 4.69 | 4.67 | 4.59 | 4.59 | 4.59 | 4.76 | 4.55 |
| 13/02/2006 | 4.38 | 4.55 | 4.71 | 4.7 | 4.68 | 4.66 | 4.58 | 4.58 | 4.58 | 4.76 | 4.56 |
| 14/02/2006 | 4.42 | 4.55 | 4.72 | 4.71 | 4.69 | 4.68 | 4.61 | 4.61 | 4.62 | 4.8 | 4.6 |
| 15/02/2006 | 4.39 | 4.55 | 4.7 | 4.7 | 4.71 | 4.68 | 4.6 | 4.6 | 4.61 | 4.78 | 4.58 |
| 16/02/2006 | 4.38 | 4.55 | 4.69 | 4.69 | 4.69 | 4.67 | 4.59 | 4.59 | 4.59 | 4.77 | 4.57 |
| 17/02/2006 | 4.39 | 4.54 | 4.69 | 4.68 | 4.66 | 4.64 | 4.55 | 4.54 | 4.54 | 4.71 | 4.51 |
| 20/02/2006 | ND | ND | ND | ND | ND | ND | ND | ND | ND | ND | ND |
| 21/02/2006 | 4.42 | 4.56 | 4.73 | 4.73 | 4.71 | 4.68 | 4.59 | 4.58 | 4.57 | 4.72 | 4.53 |
| 22/02/2006 | 4.44 | 4.57 | 4.7 | 4.69 | 4.68 | 4.66 | 4.57 | 4.55 | 4.53 | 4.68 | 4.48 |
| 23/02/2006 | 4.44 | 4.59 | 4.73 | 4.73 | 4.72 | 4.7 | 4.63 | 4.58 | 4.56 | 4.7 | 4.51 |
| 24/02/2006 | 4.45 | 4.6 | 4.73 | 4.73 | 4.74 | 4.7 | 4.64 | 4.6 | 4.58 | 4.71 | 4.52 |
| 27/02/2006 | 4.48 | 4.62 | 4.76 | 4.76 | 4.74 | 4.71 | 4.66 | 4.61 | 4.59 | 4.74 | 4.55 |
| 28/02/2006 | 4.47 | 4.62 | 4.74 | 4.73 | 4.69 | 4.67 | 4.61 | 4.57 | 4.55 | 4.7 | 4.51 |
| 01/03/2006 | 4.45 | 4.6 | 4.75 | 4.74 | 4.71 | 4.68 | 4.63 | 4.6 | 4.59 | 4.74 | 4.56 |
| 02/03/2006 | 4.45 | 4.62 | 4.75 | 4.74 | 4.72 | 4.72 | 4.68 | 4.66 | 4.64 | 4.8 | 4.62 |
| 03/03/2006 | 4.45 | 4.62 | 4.75 | 4.75 | 4.76 | 4.75 | 4.71 | 4.69 | 4.68 | 4.84 | 4.66 |
| 06/03/2006 | 4.44 | 4.6 | 4.77 | 4.77 | 4.77 | 4.77 | 4.76 | 4.74 | 4.74 | 4.91 | 4.72 |
| 07/03/2006 | 4.47 | 4.6 | 4.77 | 4.77 | 4.77 | 4.79 | 4.76 | 4.75 | 4.74 | 4.91 | 4.72 |
| 08/03/2006 | 4.45 | 4.58 | 4.77 | 4.76 | 4.72 | 4.77 | 4.75 | 4.74 | 4.73 | 4.91 | 4.72 |
| 09/03/2006 | 4.44 | 4.6 | 4.77 | 4.76 | 4.72 | 4.77 | 4.75 | 4.74 | 4.74 | 4.91 | 4.72 |
| 10/03/2006 | 4.46 | 4.62 | 4.78 | 4.77 | 4.74 | 4.8 | 4.77 | 4.76 | 4.76 | 4.93 | 4.74 |
| 13/03/2006 | 4.45 | 4.61 | 4.83 | 4.8 | 4.74 | 4.81 | 4.78 | 4.78 | 4.77 | 4.95 | 4.77 |
| 14/03/2006 | 4.49 | 4.59 | 4.8 | 4.75 | 4.66 | 4.72 | 4.68 | 4.69 | 4.71 | 4.89 | 4.71 |
| 15/03/2006 | 4.5 | 4.63 | 4.81 | 4.77 | 4.69 | 4.72 | 4.69 | 4.7 | 4.73 | 4.93 | 4.75 |
| 16/03/2006 | 4.49 | 4.62 | 4.77 | 4.72 | 4.62 | 4.62 | 4.6 | 4.61 | 4.65 | 4.86 | 4.7 |
| 17/03/2006 | 4.5 | 4.64 | 4.78 | 4.74 | 4.65 | 4.64 | 4.62 | 4.63 | 4.68 | 4.89 | 4.72 |
| 20/03/2006 | 4.56 | 4.66 | 4.79 | 4.74 | 4.65 | 4.62 | 4.61 | 4.62 | 4.66 | 4.87 | 4.7 |
| 21/03/2006 | 4.67 | 4.69 | 4.82 | 4.79 | 4.72 | 4.71 | 4.68 | 4.69 | 4.71 | 4.91 | 4.74 |
| 22/03/2006 | 4.67 | 4.69 | 4.81 | 4.78 | 4.74 | 4.72 | 4.69 | 4.7 | 4.7 | 4.91 | 4.73 |
| 23/03/2006 | 4.66 | 4.67 | 4.81 | 4.8 | 4.77 | 4.74 | 4.73 | 4.73 | 4.73 | 4.93 | 4.75 |
| 24/03/2006 | 4.66 | 4.65 | 4.78 | 4.76 | 4.72 | 4.67 | 4.66 | 4.66 | 4.67 | 4.87 | 4.7 |
| 27/03/2006 | 4.66 | 4.63 | 4.8 | 4.77 | 4.72 | 4.69 | 4.69 | 4.69 | 4.7 | 4.91 | 4.73 |
| 28/03/2006 | 4.71 | 4.65 | 4.83 | 4.82 | 4.81 | 4.79 | 4.79 | 4.79 | 4.79 | 4.98 | 4.8 |
| 29/03/2006 | 4.69 | 4.63 | 4.83 | 4.83 | 4.82 | 4.81 | 4.79 | 4.79 | 4.81 | 5.02 | 4.84 |
| 30/03/2006 | 4.67 | 4.61 | 4.84 | 4.84 | 4.84 | 4.84 | 4.83 | 4.83 | 4.86 | 5.07 | 4.89 |
| 31/03/2006 | 4.65 | 4.63 | 4.81 | 4.82 | 4.82 | 4.83 | 4.82 | 4.83 | 4.86 | 5.07 | 4.9 |
| 03/04/2006 | 4.66 | 4.67 | 4.86 | 4.86 | 4.86 | 4.85 | 4.85 | 4.86 | 4.88 | 5.08 | 4.9 |
| 04/04/2006 | 4.64 | 4.68 | 4.85 | 4.85 | 4.84 | 4.83 | 4.82 | 4.84 | 4.87 | 5.09 | 4.91 |
| 05/04/2006 | 4.62 | 4.67 | 4.83 | 4.82 | 4.81 | 4.79 | 4.79 | 4.8 | 4.84 | 5.07 | 4.9 |
| 06/04/2006 | 4.65 | 4.68 | 4.85 | 4.85 | 4.84 | 4.83 | 4.84 | 4.86 | 4.9 | 5.13 | 4.96 |
| 07/04/2006 | 4.64 | 4.69 | 4.85 | 4.86 | 4.89 | 4.89 | 4.89 | 4.92 | 4.97 | 5.2 | 5.04 |
| 10/04/2006 | 4.64 | 4.69 | 4.89 | 4.89 | 4.89 | 4.89 | 4.89 | 4.92 | 4.97 | 5.21 | 5.04 |
| 11/04/2006 | 4.63 | 4.7 | 4.88 | 4.88 | 4.88 | 4.86 | 4.86 | 4.88 | 4.93 | 5.17 | 5 |
| 12/04/2006 | 4.62 | 4.7 | 4.91 | 4.91 | 4.91 | 4.9 | 4.91 | 4.93 | 4.98 | 5.22 | 5.05 |
| 13/04/2006 | 4.54 | 4.7 | 4.94 | 4.95 | 4.96 | 4.96 | 4.97 | 5 | 5.05 | 5.28 | 5.11 |
| 14/04/2006 | ND | ND | ND | ND | ND | ND | ND | ND | ND | ND | ND |
| 17/04/2006 | 4.55 | 4.72 | 4.93 | 4.93 | 4.91 | 4.91 | 4.93 | 4.96 | 5.01 | 5.25 | 5.08 |
| 18/04/2006 | 4.54 | 4.72 | 4.9 | 4.88 | 4.84 | 4.86 | 4.87 | 4.92 | 4.99 | 5.23 | 5.07 |
| 19/04/2006 | 4.54 | 4.73 | 4.9 | 4.89 | 4.86 | 4.87 | 4.91 | 4.96 | 5.04 | 5.29 | 5.13 |
| 20/04/2006 | 4.55 | 4.73 | 4.9 | 4.9 | 4.89 | 4.89 | 4.92 | 4.97 | 5.04 | 5.29 | 5.14 |
| 21/04/2006 | 4.58 | 4.75 | 4.9 | 4.9 | 4.9 | 4.89 | 4.92 | 4.95 | 5.01 | 5.25 | 5.1 |
| 24/04/2006 | 4.58 | 4.75 | 4.93 | 4.92 | 4.89 | 4.88 | 4.9 | 4.94 | 4.99 | 5.22 | 5.07 |
| 25/04/2006 | 4.63 | 4.79 | 4.96 | 4.95 | 4.95 | 4.94 | 4.98 | 5.02 | 5.07 | 5.31 | 5.16 |
| 26/04/2006 | 4.65 | 4.79 | 4.98 | 4.98 | 4.99 | 4.99 | 5.02 | 5.06 | 5.12 | 5.34 | 5.18 |
| 27/04/2006 | 4.64 | 4.78 | 4.93 | 4.93 | 4.91 | 4.92 | 4.95 | 5 | 5.09 | 5.32 | 5.18 |
| 28/04/2006 | 4.6 | 4.77 | 4.91 | 4.9 | 4.87 | 4.87 | 4.92 | 4.98 | 5.07 | 5.31 | 5.17 |
| 01/05/2006 | 4.61 | 4.82 | 4.98 | 4.97 | 4.94 | 4.95 | 4.99 | 5.04 | 5.14 | 5.38 | 5.23 |
| 02/05/2006 | 4.66 | 4.81 | 4.98 | 4.96 | 4.92 | 4.94 | 4.98 | 5.03 | 5.12 | 5.35 | 5.2 |
| 03/05/2006 | 4.65 | 4.82 | 5 | 4.98 | 4.94 | 4.96 | 5.01 | 5.06 | 5.15 | 5.38 | 5.24 |
| 04/05/2006 | 4.61 | 4.8 | 5.01 | 5 | 4.97 | 4.99 | 5.03 | 5.08 | 5.16 | 5.38 | 5.23 |
| 05/05/2006 | 4.61 | 4.83 | 5 | 4.98 | 4.94 | 4.96 | 4.99 | 5.03 | 5.12 | 5.35 | 5.2 |
| 08/05/2006 | 4.64 | 4.87 | 5.03 | 5.01 | 4.97 | 4.99 | 5.01 | 5.05 | 5.12 | 5.34 | 5.19 |
| 09/05/2006 | 4.72 | 4.88 | 5.03 | 5.01 | 4.97 | 4.98 | 5.01 | 5.05 | 5.13 | 5.35 | 5.2 |
| 10/05/2006 | 4.69 | 4.88 | 5.03 | 5.02 | 5.01 | 5 | 5.03 | 5.06 | 5.13 | 5.34 | 5.19 |
| 11/05/2006 | 4.64 | 4.82 | 4.99 | 4.99 | 4.99 | 5.01 | 5.04 | 5.07 | 5.14 | 5.38 | 5.23 |
| 12/05/2006 | 4.64 | 4.85 | 5 | 5 | 5.01 | 5.03 | 5.08 | 5.12 | 5.19 | 5.44 | 5.29 |
| 15/05/2006 | 4.68 | 4.86 | 5.02 | 5.01 | 4.99 | 5.01 | 5.04 | 5.08 | 5.15 | 5.41 | 5.26 |
| 16/05/2006 | 4.76 | 4.83 | 4.99 | 4.98 | 4.96 | 4.97 | 4.99 | 5.03 | 5.1 | 5.36 | 5.22 |
| 17/05/2006 | 4.75 | 4.83 | 5 | 4.99 | 4.97 | 5 | 5.03 | 5.08 | 5.16 | 5.42 | 5.28 |
| 18/05/2006 | 4.75 | 4.83 | 4.98 | 4.96 | 4.94 | 4.94 | 4.96 | 5 | 5.08 | 5.32 | 5.18 |
| 19/05/2006 | 4.75 | 4.82 | 5 | 4.98 | 4.96 | 4.95 | 4.96 | 4.98 | 5.05 | 5.28 | 5.14 |
| 22/05/2006 | 4.74 | 4.83 | 5.02 | 4.99 | 4.94 | 4.94 | 4.94 | 4.96 | 5.04 | 5.28 | 5.13 |
| 23/05/2006 | 4.75 | 4.84 | 5.02 | 5 | 4.97 | 4.97 | 4.98 | 5 | 5.07 | 5.3 | 5.16 |
| 24/05/2006 | 4.74 | 4.82 | 4.99 | 4.97 | 4.94 | 4.92 | 4.93 | 4.96 | 5.03 | 5.27 | 5.13 |
| 25/05/2006 | 4.74 | 4.82 | 5.01 | 5 | 4.98 | 4.97 | 4.97 | 4.99 | 5.07 | 5.31 | 5.17 |
| 26/05/2006 | 4.75 | 4.84 | 5.02 | 5 | 4.96 | 4.94 | 4.95 | 4.97 | 5.06 | 5.3 | 5.16 |
| 29/05/2006 | ND | ND | ND | ND | ND | ND | ND | ND | ND | ND | ND |
| 30/05/2006 | 4.76 | 4.84 | 5.04 | 5.02 | 4.99 | 4.99 | 4.99 | 5.01 | 5.09 | 5.33 | 5.19 |
| 31/05/2006 | 4.75 | 4.86 | 5.08 | 5.07 | 5.04 | 5.03 | 5.04 | 5.06 | 5.12 | 5.35 | 5.21 |
| 01/06/2006 | 4.75 | 4.83 | 5.06 | 5.05 | 5.04 | 5.02 | 5.03 | 5.05 | 5.11 | 5.34 | 5.2 |
| 02/06/2006 | 4.75 | 4.81 | 5.01 | 4.98 | 4.92 | 4.91 | 4.9 | 4.92 | 5 | 5.24 | 5.1 |
| 05/06/2006 | 4.77 | 4.85 | 5.04 | 5.02 | 4.99 | 4.95 | 4.95 | 4.97 | 5.02 | 5.24 | 5.1 |
| 06/06/2006 | 4.8 | 4.86 | 5.05 | 5.03 | 4.99 | 4.96 | 4.95 | 4.96 | 5.01 | 5.22 | 5.08 |
| 07/06/2006 | 4.8 | 4.86 | 5.06 | 5.05 | 5.02 | 4.99 | 4.97 | 4.98 | 5.02 | 5.23 | 5.09 |
| 08/06/2006 | 4.78 | 4.87 | 5.06 | 5.04 | 5.01 | 4.97 | 4.95 | 4.96 | 5 | 5.2 | 5.06 |
| 09/06/2006 | 4.78 | 4.88 | 5.07 | 5.05 | 5.01 | 4.96 | 4.95 | 4.95 | 4.98 | 5.17 | 5.03 |
| 12/06/2006 | 4.78 | 4.93 | 5.13 | 5.09 | 5.02 | 4.97 | 4.95 | 4.96 | 4.99 | 5.17 | 5.03 |
| 13/06/2006 | 4.72 | 4.89 | 5.13 | 5.09 | 5.02 | 4.96 | 4.93 | 4.94 | 4.97 | 5.15 | 5.01 |
| 14/06/2006 | 4.68 | 4.9 | 5.17 | 5.15 | 5.11 | 5.06 | 5.03 | 5.04 | 5.05 | 5.23 | 5.09 |
| 15/06/2006 | 4.6 | 4.85 | 5.16 | 5.15 | 5.14 | 5.1 | 5.08 | 5.08 | 5.1 | 5.27 | 5.13 |
| 16/06/2006 | 4.63 | 4.88 | 5.19 | 5.18 | 5.16 | 5.13 | 5.1 | 5.1 | 5.13 | 5.31 | 5.17 |
| 19/06/2006 | 4.67 | 4.93 | 5.25 | 5.23 | 5.19 | 5.15 | 5.12 | 5.13 | 5.14 | 5.32 | 5.18 |
| 20/06/2006 | 4.7 | 4.92 | 5.24 | 5.23 | 5.19 | 5.16 | 5.13 | 5.14 | 5.15 | 5.33 | 5.19 |
| 21/06/2006 | 4.66 | 4.92 | 5.23 | 5.22 | 5.2 | 5.16 | 5.14 | 5.14 | 5.16 | 5.32 | 5.19 |
| 22/06/2006 | 4.55 | 4.92 | 5.24 | 5.24 | 5.23 | 5.21 | 5.18 | 5.18 | 5.2 | 5.37 | 5.23 |
| 23/06/2006 | 4.61 | 4.98 | 5.27 | 5.27 | 5.27 | 5.23 | 5.21 | 5.21 | 5.23 | 5.4 | 5.26 |
| 26/06/2006 | 4.73 | 5.03 | 5.32 | 5.3 | 5.27 | 5.25 | 5.22 | 5.23 | 5.25 | 5.42 | 5.28 |
| 27/06/2006 | 4.86 | 5.05 | 5.31 | 5.28 | 5.24 | 5.22 | 5.19 | 5.2 | 5.21 | 5.38 | 5.24 |
| 28/06/2006 | 4.79 | 5.01 | 5.31 | 5.3 | 5.29 | 5.26 | 5.23 | 5.23 | 5.25 | 5.42 | 5.28 |
| 29/06/2006 | 4.68 | 5.01 | 5.26 | 5.25 | 5.21 | 5.19 | 5.17 | 5.18 | 5.22 | 5.39 | 5.26 |
| 30/06/2006 | 4.54 | 5.01 | 5.24 | 5.21 | 5.16 | 5.13 | 5.1 | 5.11 | 5.15 | 5.31 | 5.19 |
| 03/07/2006 | 4.69 | 5.08 | 5.31 | 5.26 | 5.17 | 5.14 | 5.11 | 5.12 | 5.15 | 5.33 | 5.2 |
| 04/07/2006 | ND | ND | ND | ND | ND | ND | ND | ND | ND | ND | ND |
| 05/07/2006 | 4.81 | 5.01 | 5.32 | 5.29 | 5.24 | 5.21 | 5.19 | 5.19 | 5.23 | 5.39 | 5.27 |
| 06/07/2006 | 4.8 | 5 | 5.31 | 5.28 | 5.22 | 5.17 | 5.15 | 5.16 | 5.19 | 5.35 | 5.23 |
| 07/07/2006 | 4.83 | 5.02 | 5.28 | 5.25 | 5.17 | 5.13 | 5.1 | 5.1 | 5.14 | 5.29 | 5.18 |
| 10/07/2006 | 4.86 | 5.06 | 5.32 | 5.27 | 5.17 | 5.13 | 5.1 | 5.1 | 5.13 | 5.29 | 5.17 |
| 11/07/2006 | 4.9 | 5.05 | 5.3 | 5.26 | 5.17 | 5.11 | 5.07 | 5.08 | 5.1 | 5.26 | 5.14 |
| 12/07/2006 | 4.92 | 5.06 | 5.3 | 5.26 | 5.17 | 5.12 | 5.08 | 5.09 | 5.1 | 5.26 | 5.14 |
| 13/07/2006 | 4.88 | 5.05 | 5.27 | 5.22 | 5.12 | 5.07 | 5.04 | 5.05 | 5.08 | 5.23 | 5.12 |
| 14/07/2006 | 4.87 | 5.06 | 5.26 | 5.2 | 5.08 | 5.05 | 5.02 | 5.03 | 5.07 | 5.23 | 5.11 |
| 17/07/2006 | 4.91 | 5.11 | 5.3 | 5.24 | 5.12 | 5.07 | 5.04 | 5.04 | 5.07 | 5.23 | 5.1 |
| 18/07/2006 | 4.94 | 5.13 | 5.33 | 5.28 | 5.19 | 5.13 | 5.1 | 5.1 | 5.13 | 5.29 | 5.16 |
| 19/07/2006 | 4.91 | 5.11 | 5.28 | 5.22 | 5.12 | 5.06 | 5.02 | 5.02 | 5.06 | 5.22 | 5.1 |
| 20/07/2006 | 4.87 | 5.08 | 5.24 | 5.18 | 5.06 | 5.01 | 4.98 | 4.99 | 5.03 | 5.2 | 5.08 |
| 21/07/2006 | 4.88 | 5.1 | 5.25 | 5.19 | 5.08 | 5.02 | 4.99 | 5 | 5.05 | 5.21 | 5.1 |
| 24/07/2006 | 4.91 | 5.1 | 5.27 | 5.21 | 5.1 | 5.03 | 4.99 | 5 | 5.05 | 5.22 | 5.11 |
| 25/07/2006 | 5.01 | 5.13 | 5.25 | 5.21 | 5.11 | 5.05 | 5.02 | 5.03 | 5.07 | 5.24 | 5.13 |
| 26/07/2006 | 5 | 5.11 | 5.21 | 5.16 | 5.06 | 5.02 | 4.99 | 5 | 5.04 | 5.22 | 5.1 |
| 27/07/2006 | 5.02 | 5.1 | 5.2 | 5.16 | 5.07 | 5.01 | 4.98 | 5 | 5.07 | 5.22 | 5.11 |
| 28/07/2006 | 4.98 | 5.07 | 5.15 | 5.1 | 4.98 | 4.94 | 4.92 | 4.94 | 5 | 5.17 | 5.07 |
| 31/07/2006 | 5.02 | 5.1 | 5.18 | 5.11 | 4.97 | 4.93 | 4.91 | 4.93 | 4.99 | 5.17 | 5.07 |
| 01/08/2006 | 5.2 | 5.12 | 5.18 | 5.11 | 4.97 | 4.91 | 4.9 | 4.92 | 4.99 | 5.17 | 5.07 |
| 02/08/2006 | 5.2 | 5.1 | 5.18 | 5.11 | 4.97 | 4.9 | 4.88 | 4.9 | 4.96 | 5.14 | 5.05 |
| 03/08/2006 | 5.18 | 5.11 | 5.19 | 5.12 | 4.98 | 4.92 | 4.9 | 4.91 | 4.96 | 5.13 | 5.04 |
| 04/08/2006 | 5.15 | 5.09 | 5.15 | 5.07 | 4.91 | 4.86 | 4.84 | 4.85 | 4.91 | 5.09 | 5 |
| 07/08/2006 | 5.18 | 5.12 | 5.2 | 5.12 | 4.96 | 4.89 | 4.86 | 4.87 | 4.93 | 5.09 | 5 |
| 08/08/2006 | 5.19 | 5.1 | 5.16 | 5.08 | 4.91 | 4.86 | 4.85 | 4.86 | 4.93 | 5.11 | 5.02 |
| 09/08/2006 | 5.14 | 5.07 | 5.15 | 5.07 | 4.91 | 4.88 | 4.86 | 4.87 | 4.92 | 5.13 | 5.05 |
| 10/08/2006 | 5.12 | 5.05 | 5.16 | 5.08 | 4.93 | 4.89 | 4.86 | 4.87 | 4.93 | 5.15 | 5.06 |
| 11/08/2006 | 5.12 | 5.07 | 5.2 | 5.12 | 4.96 | 4.93 | 4.91 | 4.92 | 4.97 | 5.18 | 5.09 |
| 14/08/2006 | 5.15 | 5.12 | 5.24 | 5.17 | 5.01 | 4.98 | 4.95 | 4.96 | 5 | 5.21 | 5.12 |
| 15/08/2006 | 5.18 | 5.1 | 5.19 | 5.11 | 4.94 | 4.91 | 4.88 | 4.89 | 4.93 | 5.13 | 5.05 |
| 16/08/2006 | 5.16 | 5.07 | 5.16 | 5.06 | 4.87 | 4.83 | 4.81 | 4.82 | 4.87 | 5.08 | 5 |
| 17/08/2006 | 5.15 | 5.09 | 5.18 | 5.08 | 4.89 | 4.84 | 4.82 | 4.82 | 4.87 | 5.08 | 5 |
| 18/08/2006 | 5.13 | 5.1 | 5.19 | 5.08 | 4.87 | 4.82 | 4.78 | 4.78 | 4.84 | 5.05 | 4.97 |
| 21/08/2006 | 5.15 | 5.11 | 5.18 | 5.07 | 4.85 | 4.79 | 4.77 | 4.77 | 4.82 | 5.04 | 4.96 |
| 22/08/2006 | 5.17 | 5.1 | 5.17 | 5.07 | 4.87 | 4.79 | 4.77 | 4.77 | 4.82 | 5.03 | 4.95 |
| 23/08/2006 | 5.17 | 5.09 | 5.17 | 5.07 | 4.87 | 4.81 | 4.77 | 4.78 | 4.82 | 5.03 | 4.95 |
| 24/08/2006 | 5.16 | 5.09 | 5.17 | 5.07 | 4.88 | 4.8 | 4.78 | 4.78 | 4.81 | 5.02 | 4.94 |
| 25/08/2006 | 5.17 | 5.11 | 5.16 | 5.06 | 4.86 | 4.79 | 4.76 | 4.76 | 4.79 | 5.01 | 4.93 |
| 28/08/2006 | 5.17 | 5.1 | 5.18 | 5.08 | 4.88 | 4.8 | 4.77 | 4.77 | 4.8 | 5.01 | 4.94 |
| 29/08/2006 | 5.19 | 5.07 | 5.16 | 5.06 | 4.87 | 4.79 | 4.77 | 4.77 | 4.79 | 5 | 4.93 |
| 30/08/2006 | 5.16 | 5.05 | 5.14 | 5.03 | 4.83 | 4.76 | 4.72 | 4.72 | 4.76 | 4.98 | 4.91 |
| 31/08/2006 | 5.12 | 5.05 | 5.11 | 5.01 | 4.79 | 4.71 | 4.7 | 4.7 | 4.74 | 4.95 | 4.88 |
| 01/09/2006 | 5.07 | 5.02 | 5.1 | 4.99 | 4.77 | 4.7 | 4.68 | 4.69 | 4.73 | 4.95 | 4.87 |
| 04/09/2006 | ND | ND | ND | ND | ND | ND | ND | ND | ND | ND | ND |
| 05/09/2006 | 4.96 | 5 | 5.13 | 5.02 | 4.8 | 4.73 | 4.73 | 4.74 | 4.78 | 5.01 | 4.93 |
| 06/09/2006 | 4.89 | 4.97 | 5.12 | 5.02 | 4.82 | 4.76 | 4.75 | 4.76 | 4.8 | 5.02 | 4.95 |
| 07/09/2006 | 4.89 | 4.97 | 5.13 | 5.02 | 4.82 | 4.76 | 4.74 | 4.75 | 4.8 | 5.01 | 4.94 |
| 08/09/2006 | 4.83 | 4.93 | 5.1 | 5 | 4.8 | 4.73 | 4.71 | 4.72 | 4.78 | 4.99 | 4.92 |
| 11/09/2006 | 4.85 | 4.93 | 5.13 | 5.03 | 4.83 | 4.77 | 4.74 | 4.75 | 4.8 | 5.02 | 4.95 |
| 12/09/2006 | 4.75 | 4.9 | 5.12 | 5.02 | 4.82 | 4.74 | 4.71 | 4.73 | 4.78 | 4.98 | 4.91 |
| 13/09/2006 | 4.78 | 4.91 | 5.08 | 4.99 | 4.8 | 4.72 | 4.7 | 4.72 | 4.77 | 4.97 | 4.9 |
| 14/09/2006 | 4.81 | 4.95 | 5.12 | 5.02 | 4.83 | 4.77 | 4.74 | 4.75 | 4.79 | 4.99 | 4.92 |
| 15/09/2006 | 4.77 | 4.96 | 5.11 | 5.03 | 4.87 | 4.79 | 4.76 | 4.77 | 4.8 | 5 | 4.92 |
| 18/09/2006 | 4.76 | 4.94 | 5.12 | 5.04 | 4.88 | 4.8 | 4.77 | 4.78 | 4.81 | 5.01 | 4.93 |
| 19/09/2006 | 4.72 | 4.94 | 5.09 | 4.99 | 4.79 | 4.72 | 4.69 | 4.69 | 4.74 | 4.94 | 4.86 |
| 20/09/2006 | 4.73 | 4.93 | 5.09 | 5 | 4.81 | 4.73 | 4.7 | 4.7 | 4.73 | 4.93 | 4.85 |
| 21/09/2006 | 4.72 | 4.92 | 5.04 | 4.93 | 4.71 | 4.61 | 4.6 | 4.61 | 4.65 | 4.86 | 4.78 |
| 22/09/2006 | 4.73 | 4.93 | 5.02 | 4.9 | 4.67 | 4.58 | 4.55 | 4.56 | 4.6 | 4.82 | 4.74 |
| 25/09/2006 | 4.72 | 4.88 | 5.01 | 4.88 | 4.63 | 4.54 | 4.51 | 4.51 | 4.56 | 4.77 | 4.7 |
| 26/09/2006 | 4.64 | 4.88 | 5.02 | 4.91 | 4.68 | 4.59 | 4.55 | 4.55 | 4.59 | 4.79 | 4.71 |
| 27/09/2006 | 4.6 | 4.88 | 5.01 | 4.89 | 4.66 | 4.59 | 4.56 | 4.56 | 4.6 | 4.81 | 4.73 |
| 28/09/2006 | 4.53 | 4.87 | 5.01 | 4.9 | 4.68 | 4.6 | 4.57 | 4.58 | 4.63 | 4.84 | 4.76 |
| 29/09/2006 | 4.6 | 4.89 | 5.02 | 4.91 | 4.71 | 4.62 | 4.59 | 4.6 | 4.64 | 4.84 | 4.77 |
| 02/10/2006 | 4.67 | 4.88 | 5.02 | 4.9 | 4.66 | 4.59 | 4.56 | 4.57 | 4.62 | 4.83 | 4.76 |
| 03/10/2006 | 4.71 | 4.9 | 5.02 | 4.9 | 4.67 | 4.59 | 4.56 | 4.57 | 4.62 | 4.83 | 4.76 |
| 04/10/2006 | 4.78 | 4.93 | 5 | 4.87 | 4.6 | 4.53 | 4.5 | 4.52 | 4.57 | 4.79 | 4.72 |
| 05/10/2006 | 4.81 | 4.94 | 5.03 | 4.9 | 4.65 | 4.58 | 4.55 | 4.56 | 4.61 | 4.84 | 4.76 |
| 06/10/2006 | 4.76 | 4.95 | 5.05 | 4.94 | 4.74 | 4.67 | 4.64 | 4.65 | 4.7 | 4.92 | 4.84 |
| 09/10/2006 | ND | ND | ND | ND | ND | ND | ND | ND | ND | ND | ND |
| 10/10/2006 | 4.81 | 5 | 5.1 | 5 | 4.82 | 4.75 | 4.71 | 4.71 | 4.75 | 4.96 | 4.88 |
| 11/10/2006 | 4.9 | 5.02 | 5.11 | 5.02 | 4.85 | 4.78 | 4.75 | 4.75 | 4.78 | 4.99 | 4.91 |
| 12/10/2006 | 4.93 | 5.06 | 5.13 | 5.03 | 4.85 | 4.78 | 4.74 | 4.74 | 4.79 | 4.99 | 4.91 |
| 13/10/2006 | 4.93 | 5.05 | 5.13 | 5.05 | 4.87 | 4.79 | 4.77 | 4.77 | 4.81 | 5.02 | 4.94 |
| 16/10/2006 | 5.01 | 5.09 | 5.15 | 5.05 | 4.85 | 4.78 | 4.76 | 4.76 | 4.79 | 5 | 4.92 |
| 17/10/2006 | 5.06 | 5.09 | 5.15 | 5.04 | 4.83 | 4.77 | 4.73 | 4.74 | 4.78 | 4.99 | 4.91 |
| 18/10/2006 | 5.05 | 5.09 | 5.14 | 5.04 | 4.85 | 4.77 | 4.74 | 4.73 | 4.77 | 4.97 | 4.89 |
| 19/10/2006 | 5.02 | 5.1 | 5.16 | 5.05 | 4.85 | 4.79 | 4.75 | 4.75 | 4.79 | 4.99 | 4.91 |
| 20/10/2006 | 5 | 5.09 | 5.14 | 5.05 | 4.87 | 4.8 | 4.76 | 4.76 | 4.79 | 4.99 | 4.91 |
| 23/10/2006 | 5.05 | 5.12 | 5.18 | 5.09 | 4.9 | 4.84 | 4.8 | 4.8 | 4.83 | 5.03 | 4.95 |
| 24/10/2006 | 5.15 | 5.13 | 5.19 | 5.1 | 4.91 | 4.84 | 4.81 | 4.81 | 4.83 | 5.03 | 4.95 |
| 25/10/2006 | 5.14 | 5.12 | 5.18 | 5.08 | 4.88 | 4.79 | 4.75 | 4.75 | 4.78 | 4.98 | 4.89 |
| 26/10/2006 | 5.16 | 5.12 | 5.18 | 5.06 | 4.81 | 4.74 | 4.69 | 4.7 | 4.73 | 4.93 | 4.84 |
| 27/10/2006 | 5.14 | 5.11 | 5.15 | 5.02 | 4.76 | 4.68 | 4.64 | 4.64 | 4.68 | 4.88 | 4.8 |
| 30/10/2006 | 5.15 | 5.1 | 5.16 | 5.03 | 4.78 | 4.68 | 4.64 | 4.64 | 4.68 | 4.88 | 4.78 |
| 31/10/2006 | 5.18 | 5.08 | 5.13 | 4.99 | 4.71 | 4.62 | 4.57 | 4.57 | 4.61 | 4.81 | 4.72 |
| 01/11/2006 | 5.19 | 5.07 | 5.1 | 4.95 | 4.66 | 4.56 | 4.52 | 4.52 | 4.57 | 4.77 | 4.68 |
| 02/11/2006 | 5.18 | 5.07 | 5.13 | 4.97 | 4.67 | 4.6 | 4.55 | 4.56 | 4.6 | 4.8 | 4.72 |
| 03/11/2006 | 5.18 | 5.09 | 5.18 | 5.06 | 4.82 | 4.74 | 4.7 | 4.7 | 4.72 | 4.9 | 4.81 |
| 06/11/2006 | 5.17 | 5.09 | 5.18 | 5.06 | 4.82 | 4.74 | 4.69 | 4.69 | 4.71 | 4.89 | 4.79 |
| 07/11/2006 | 5.2 | 5.08 | 5.16 | 5.03 | 4.77 | 4.69 | 4.63 | 4.63 | 4.66 | 4.85 | 4.76 |
| 08/11/2006 | 5.2 | 5.1 | 5.16 | 5.02 | 4.75 | 4.65 | 4.61 | 4.61 | 4.64 | 4.82 | 4.73 |
| 09/11/2006 | 5.19 | 5.09 | 5.16 | 5.02 | 4.75 | 4.66 | 4.6 | 4.6 | 4.62 | 4.82 | 4.73 |
| 10/11/2006 | 5.2 | 5.1 | 5.16 | 5.01 | 4.73 | 4.63 | 4.57 | 4.57 | 4.59 | 4.78 | 4.69 |
| 13/11/2006 | 5.17 | 5.09 | 5.16 | 5.03 | 4.76 | 4.66 | 4.6 | 4.6 | 4.61 | 4.8 | 4.71 |
| 14/11/2006 | 5.24 | 5.09 | 5.15 | 5.01 | 4.74 | 4.63 | 4.57 | 4.57 | 4.57 | 4.76 | 4.66 |
| 15/11/2006 | 5.24 | 5.09 | 5.16 | 5.04 | 4.8 | 4.69 | 4.62 | 4.62 | 4.61 | 4.8 | 4.69 |
| 16/11/2006 | 5.22 | 5.09 | 5.17 | 5.06 | 4.85 | 4.75 | 4.67 | 4.66 | 4.66 | 4.84 | 4.74 |
| 17/11/2006 | 5.19 | 5.09 | 5.14 | 5.02 | 4.76 | 4.67 | 4.6 | 4.6 | 4.61 | 4.79 | 4.69 |
| 20/11/2006 | 5.19 | 5.08 | 5.15 | 5.02 | 4.76 | 4.66 | 4.6 | 4.59 | 4.6 | 4.78 | 4.68 |
| 21/11/2006 | 5.26 | 5.07 | 5.15 | 5.02 | 4.75 | 4.65 | 4.58 | 4.58 | 4.58 | 4.76 | 4.66 |
| 22/11/2006 | 5.25 | 5.05 | 5.15 | 5.01 | 4.74 | 4.63 | 4.57 | 4.57 | 4.57 | 4.76 | 4.65 |
| 23/11/2006 | ND | ND | ND | ND | ND | ND | ND | ND | ND | ND | ND |
| 24/11/2006 | 5.21 | 5.04 | 5.13 | 5 | 4.73 | 4.62 | 4.55 | 4.55 | 4.55 | 4.74 | 4.63 |
| 27/11/2006 | 5.22 | 5.05 | 5.14 | 5 | 4.71 | 4.6 | 4.54 | 4.54 | 4.54 | 4.73 | 4.62 |
| 28/11/2006 | 5.27 | 5.04 | 5.13 | 4.98 | 4.67 | 4.57 | 4.5 | 4.5 | 4.51 | 4.7 | 4.59 |
| 29/11/2006 | 5.26 | 5.04 | 5.13 | 4.98 | 4.69 | 4.58 | 4.51 | 4.51 | 4.52 | 4.72 | 4.61 |
| 30/11/2006 | 5.22 | 5.03 | 5.1 | 4.94 | 4.62 | 4.52 | 4.45 | 4.45 | 4.46 | 4.66 | 4.56 |
| 01/12/2006 | 5.21 | 5.03 | 5.05 | 4.87 | 4.52 | 4.43 | 4.39 | 4.39 | 4.43 | 4.64 | 4.54 |
| 04/12/2006 | 5.13 | 5.01 | 5.04 | 4.87 | 4.52 | 4.43 | 4.39 | 4.39 | 4.43 | 4.65 | 4.55 |
| 05/12/2006 | 4.88 | 4.99 | 5.03 | 4.86 | 4.52 | 4.43 | 4.39 | 4.4 | 4.45 | 4.67 | 4.57 |
| 06/12/2006 | 4.91 | 4.99 | 5.05 | 4.9 | 4.59 | 4.48 | 4.44 | 4.44 | 4.48 | 4.69 | 4.6 |
| 07/12/2006 | 4.92 | 4.98 | 5.05 | 4.9 | 4.58 | 4.48 | 4.45 | 4.45 | 4.49 | 4.7 | 4.6 |
| 08/12/2006 | 4.89 | 4.97 | 5.08 | 4.95 | 4.68 | 4.57 | 4.53 | 4.54 | 4.56 | 4.76 | 4.66 |
| 11/12/2006 | 4.85 | 4.93 | 5.07 | 4.94 | 4.67 | 4.55 | 4.5 | 4.5 | 4.52 | 4.73 | 4.63 |
| 12/12/2006 | 4.87 | 4.93 | 5.06 | 4.91 | 4.61 | 4.49 | 4.45 | 4.45 | 4.49 | 4.7 | 4.6 |
| 13/12/2006 | 4.86 | 4.94 | 5.07 | 4.95 | 4.7 | 4.6 | 4.54 | 4.55 | 4.58 | 4.78 | 4.69 |
| 14/12/2006 | 4.87 | 4.96 | 5.08 | 4.97 | 4.73 | 4.63 | 4.58 | 4.58 | 4.6 | 4.81 | 4.72 |
| 15/12/2006 | 4.78 | 4.91 | 5.07 | 4.96 | 4.73 | 4.62 | 4.57 | 4.57 | 4.6 | 4.81 | 4.72 |
| 18/12/2006 | 4.8 | 4.96 | 5.09 | 4.97 | 4.71 | 4.62 | 4.57 | 4.57 | 4.6 | 4.81 | 4.72 |
| 19/12/2006 | 4.84 | 4.96 | 5.08 | 4.96 | 4.71 | 4.62 | 4.57 | 4.57 | 4.6 | 4.82 | 4.73 |
| 20/12/2006 | 4.87 | 4.96 | 5.08 | 4.96 | 4.71 | 4.62 | 4.57 | 4.57 | 4.6 | 4.82 | 4.73 |
| 21/12/2006 | 4.84 | 4.97 | 5.06 | 4.93 | 4.66 | 4.57 | 4.52 | 4.52 | 4.55 | 4.78 | 4.7 |
| 22/12/2006 | 4.82 | 4.99 | 5.08 | 4.96 | 4.71 | 4.64 | 4.59 | 4.6 | 4.63 | 4.85 | 4.76 |
| 25/12/2006 | ND | ND | ND | ND | ND | ND | ND | ND | ND | ND | ND |
| 26/12/2006 | 4.81 | 4.99 | 5.11 | 4.97 | 4.71 | 4.63 | 4.58 | 4.59 | 4.61 | 4.82 | 4.73 |
| 27/12/2006 | 4.75 | 4.97 | 5.1 | 4.99 | 4.77 | 4.69 | 4.64 | 4.64 | 4.66 | 4.87 | 4.78 |
| 28/12/2006 | 4.74 | 5 | 5.1 | 5.01 | 4.82 | 4.72 | 4.69 | 4.69 | 4.7 | 4.9 | 4.81 |
| 29/12/2006 | 4.75 | 5.02 | 5.09 | 5 | 4.82 | 4.74 | 4.7 | 4.7 | 4.71 | 4.91 | 4.81 |
| 01/01/2007 | ND | ND | ND | ND | ND | ND | ND | ND | ND | ND | ND |
| 02/01/2007 | 4.79 | 5.07 | 5.11 | 5 | 4.8 | 4.71 | 4.68 | 4.68 | 4.68 | 4.87 | 4.79 |
| 03/01/2007 | 4.84 | 5.05 | 5.09 | 4.98 | 4.76 | 4.69 | 4.66 | 4.66 | 4.67 | 4.85 | 4.77 |
| 04/01/2007 | 4.8 | 5.04 | 5.07 | 4.95 | 4.71 | 4.63 | 4.61 | 4.61 | 4.62 | 4.81 | 4.72 |
| 05/01/2007 | 4.81 | 5.05 | 5.09 | 4.98 | 4.76 | 4.68 | 4.65 | 4.65 | 4.65 | 4.84 | 4.74 |
| 08/01/2007 | 4.87 | 5.08 | 5.13 | 5.01 | 4.78 | 4.7 | 4.66 | 4.66 | 4.66 | 4.84 | 4.74 |
| 09/01/2007 | 4.9 | 5.08 | 5.13 | 5.02 | 4.79 | 4.7 | 4.65 | 4.65 | 4.66 | 4.83 | 4.74 |
| 10/01/2007 | 4.94 | 5.09 | 5.13 | 5.02 | 4.81 | 4.72 | 4.68 | 4.68 | 4.69 | 4.87 | 4.77 |
| 11/01/2007 | 4.99 | 5.11 | 5.15 | 5.05 | 4.86 | 4.78 | 4.73 | 4.73 | 4.74 | 4.92 | 4.82 |
| 12/01/2007 | 4.98 | 5.09 | 5.15 | 5.06 | 4.88 | 4.81 | 4.76 | 4.76 | 4.77 | 4.96 | 4.86 |
| 15/01/2007 | ND | ND | ND | ND | ND | ND | ND | ND | ND | ND | ND |
| 16/01/2007 | 5 | 5.11 | 5.16 | 5.06 | 4.86 | 4.79 | 4.74 | 4.74 | 4.75 | 4.94 | 4.85 |
| 17/01/2007 | 5.01 | 5.12 | 5.16 | 5.08 | 4.91 | 4.83 | 4.78 | 4.78 | 4.79 | 4.98 | 4.88 |
| 18/01/2007 | 4.97 | 5.12 | 5.16 | 5.07 | 4.89 | 4.8 | 4.75 | 4.75 | 4.75 | 4.94 | 4.85 |
| 19/01/2007 | 4.96 | 5.14 | 5.17 | 5.09 | 4.93 | 4.83 | 4.78 | 4.78 | 4.78 | 4.96 | 4.87 |
| 22/01/2007 | 4.98 | 5.13 | 5.18 | 5.09 | 4.91 | 4.82 | 4.77 | 4.76 | 4.76 | 4.94 | 4.84 |
| 23/01/2007 | 5.02 | 5.14 | 5.18 | 5.1 | 4.94 | 4.85 | 4.81 | 4.81 | 4.81 | 5 | 4.9 |
| 24/01/2007 | 4.99 | 5.13 | 5.17 | 5.09 | 4.93 | 4.85 | 4.81 | 4.81 | 4.81 | 5 | 4.91 |
| 25/01/2007 | 4.97 | 5.14 | 5.18 | 5.11 | 4.98 | 4.9 | 4.85 | 4.85 | 4.87 | 5.06 | 4.96 |
| 26/01/2007 | 4.94 | 5.13 | 5.18 | 5.12 | 4.99 | 4.91 | 4.87 | 4.87 | 4.88 | 5.07 | 4.98 |
| 29/01/2007 | 4.95 | 5.14 | 5.19 | 5.12 | 4.99 | 4.93 | 4.89 | 4.89 | 4.9 | 5.09 | 4.99 |
| 30/01/2007 | 4.99 | 5.13 | 5.18 | 5.11 | 4.98 | 4.9 | 4.86 | 4.86 | 4.88 | 5.07 | 4.98 |
| 31/01/2007 | 5 | 5.12 | 5.16 | 5.09 | 4.94 | 4.85 | 4.82 | 4.82 | 4.83 | 5.02 | 4.93 |
| 01/02/2007 | 4.99 | 5.13 | 5.16 | 5.09 | 4.96 | 4.88 | 4.84 | 4.84 | 4.84 | 5.02 | 4.93 |
| 02/02/2007 | 5.01 | 5.14 | 5.16 | 5.08 | 4.94 | 4.87 | 4.82 | 4.82 | 4.83 | 5.02 | 4.93 |
| 05/02/2007 | 5.06 | 5.15 | 5.16 | 5.08 | 4.92 | 4.84 | 4.8 | 4.8 | 4.81 | 5 | 4.91 |
| 06/02/2007 | 5.14 | 5.14 | 5.16 | 5.07 | 4.9 | 4.8 | 4.76 | 4.76 | 4.77 | 4.96 | 4.87 |
| 07/02/2007 | 5.15 | 5.15 | 5.16 | 5.06 | 4.87 | 4.77 | 4.74 | 4.73 | 4.74 | 4.94 | 4.86 |
| 08/02/2007 | 5.15 | 5.16 | 5.16 | 5.06 | 4.87 | 4.77 | 4.73 | 4.73 | 4.73 | 4.93 | 4.81 |
| 09/02/2007 | 5.15 | 5.15 | 5.17 | 5.08 | 4.92 | 4.82 | 4.78 | 4.78 | 4.79 | 4.98 | 4.87 |
| 12/02/2007 | 5.16 | 5.18 | 5.18 | 5.1 | 4.94 | 4.84 | 4.8 | 4.8 | 4.8 | 5 | 4.88 |
| 13/02/2007 | 5.24 | 5.17 | 5.17 | 5.1 | 4.95 | 4.85 | 4.81 | 4.81 | 4.82 | 5.02 | 4.9 |
| 14/02/2007 | 5.23 | 5.16 | 5.16 | 5.06 | 4.87 | 4.77 | 4.72 | 4.72 | 4.74 | 4.94 | 4.83 |
| 15/02/2007 | 5.23 | 5.17 | 5.15 | 5.04 | 4.83 | 4.73 | 4.68 | 4.69 | 4.7 | 4.91 | 4.81 |
| 16/02/2007 | 5.23 | 5.17 | 5.15 | 5.05 | 4.83 | 4.73 | 4.68 | 4.68 | 4.69 | 4.9 | 4.79 |
| 19/02/2007 | ND | ND | ND | ND | ND | ND | ND | ND | ND | ND | ND |
| 20/02/2007 | 5.23 | 5.19 | 5.16 | 5.04 | 4.81 | 4.71 | 4.67 | 4.67 | 4.68 | 4.89 | 4.78 |
| 21/02/2007 | 5.27 | 5.18 | 5.16 | 5.05 | 4.82 | 4.74 | 4.68 | 4.68 | 4.69 | 4.9 | 4.79 |
| 22/02/2007 | 5.26 | 5.19 | 5.17 | 5.07 | 4.87 | 4.77 | 4.72 | 4.72 | 4.73 | 4.94 | 4.83 |
| 23/02/2007 | 5.25 | 5.18 | 5.17 | 5.05 | 4.82 | 4.71 | 4.67 | 4.67 | 4.68 | 4.89 | 4.79 |
| 26/02/2007 | 5.23 | 5.19 | 5.18 | 5.05 | 4.77 | 4.67 | 4.62 | 4.62 | 4.63 | 4.84 | 4.73 |
| 27/02/2007 | 5.22 | 5.14 | 5.1 | 4.93 | 4.59 | 4.5 | 4.46 | 4.46 | 4.5 | 4.73 | 4.62 |
| 28/02/2007 | 5.24 | 5.16 | 5.12 | 4.96 | 4.65 | 4.55 | 4.52 | 4.53 | 4.56 | 4.78 | 4.68 |
| 01/03/2007 | 5.25 | 5.15 | 5.11 | 4.95 | 4.63 | 4.54 | 4.5 | 4.51 | 4.56 | 4.78 | 4.68 |
| 02/03/2007 | 5.23 | 5.12 | 5.07 | 4.9 | 4.56 | 4.48 | 4.46 | 4.47 | 4.52 | 4.75 | 4.65 |
| 05/03/2007 | 5.22 | 5.1 | 5.08 | 4.89 | 4.53 | 4.47 | 4.45 | 4.46 | 4.51 | 4.74 | 4.64 |
| 06/03/2007 | 5.24 | 5.14 | 5.1 | 4.92 | 4.58 | 4.52 | 4.48 | 4.49 | 4.53 | 4.76 | 4.66 |
| 07/03/2007 | 5.24 | 5.12 | 5.09 | 4.9 | 4.54 | 4.48 | 4.45 | 4.46 | 4.5 | 4.73 | 4.64 |
| 08/03/2007 | 5.24 | 5.1 | 5.08 | 4.91 | 4.56 | 4.49 | 4.45 | 4.46 | 4.51 | 4.74 | 4.65 |
| 09/03/2007 | 5.22 | 5.1 | 5.13 | 4.98 | 4.66 | 4.58 | 4.55 | 4.55 | 4.59 | 4.81 | 4.72 |

| | | | | | | | | | | | | | |
|---|---|---|---|---|---|---|---|---|---|---|---|---|---|
| 01/01/2000 | 1.00 | 1.01 | 1.13 | 0.99 | 260 | 0.11 | 1.14 | 0.79 | 1.17 | 0.97 | 265 |
| 02/01/2000 | 1.01 | 1.01 | 1.01 | 0.95 | 255 | 0.07 | 1.04 | 0.92 | 0.97 | 0.95 | 264 |
| 03/01/2000 | 1.01 | 1.08 | 1.14 | 0.95 | 255 | 0.21 | 1.16 | 0.92 | 0.99 | 0.98 | 263 |
| 04/01/2000 | 1.00 | 1.02 | 1.13 | 0.98 | 255 | 0.15 | 1.14 | 0.92 | 1.00 | 0.98 | 263 |
| 05/01/2000 | 1.02 | 1.02 | 1.13 | 0.98 | 252 | 0.15 | 1.14 | 0.92 | 1.00 | 0.98 | 263 |
| 06/01/2000 | 1.00 | 1.00 | 1.13 | 0.98 | 252 | 0.15 | 1.14 | 0.92 | 1.00 | 0.98 | 263 |
| 07/01/2000 | NA | 1.00 | NA | NA | NA | NA | NA | NA | NA | NA | NA |
| 08/01/2000 | 1.00 | 1.07 | 1.1 | 0.96 | 247 | 0.14 | 1.12 | 0.93 | 0.96 | 0.95 | 263 |
| 09/01/2000 | 1.06 | 1.08 | 1.16 | 0.95 | 247 | 0.20 | 1.13 | 0.88 | 0.95 | 0.92 | 266 |
| 10/01/2000 | 1.08 | 1.08 | 1.16 | 0.95 | 247 | 0.20 | 1.13 | 0.88 | 0.95 | 0.92 | 266 |
| 11/01/2000 | 1.08 | 1.12 | 1.17 | 0.95 | 252 | 0.22 | 1.11 | 0.91 | 0.96 | 0.97 | 267 |
| 12/01/2000 | 1.05 | 1.10 | 1.15 | 0.95 | 247 | 0.20 | 1.12 | 0.91 | 0.96 | 0.97 | 267 |
| 13/01/2000 | 1.05 | 1.10 | 1.15 | 0.95 | 247 | 0.20 | 1.12 | 0.91 | 0.96 | 0.97 | 267 |
| 14/01/2000 | 1.05 | 1.10 | 1.15 | 0.95 | 247 | 0.20 | 1.12 | 0.91 | 0.96 | 0.97 | 267 |
| 15/01/2000 | 1.09 | 1.17 | 1.18 | 0.96 | 242 | 0.21 | 1.11 | 0.9 | 0.97 | 0.98 | 268 |
| 16/01/2000 | 1.09 | 1.18 | 1.19 | 0.96 | 242 | 0.22 | 1.11 | 0.9 | 0.97 | 0.98 | 268 |
| 17/01/2000 | 1.09 | 1.18 | 1.19 | 0.96 | 242 | 0.22 | 1.11 | 0.9 | 0.97 | 0.98 | 268 |
| 18/01/2000 | 1.09 | 1.18 | 1.19 | 0.96 | 242 | 0.22 | 1.11 | 0.9 | 0.97 | 0.98 | 268 |
| 19/01/2000 | 1.12 | 1.18 | 1.22 | 1.02 | 242 | 0.16 | 1.09 | 0.93 | 1.02 | 1.01 | 268 |
| 20/01/2000 | 1.12 | 1.18 | 1.22 | 1.02 | 242 | 0.16 | 1.09 | 0.93 | 1.02 | 1.01 | 268 |
| 21/01/2000 | 1.12 | 1.18 | 1.22 | 1.02 | 242 | 0.16 | 1.09 | 0.93 | 1.02 | 1.01 | 268 |
| 22/01/2000 | 1.12 | 1.18 | 1.22 | 1.02 | 242 | 0.16 | 1.09 | 0.93 | 1.02 | 1.01 | 268 |
| 23/01/2000 | 1.12 | 1.18 | 1.22 | 1.02 | 242 | 0.16 | 1.09 | 0.93 | 1.02 | 1.01 | 268 |
| 24/01/2000 | 1.12 | 1.18 | 1.22 | 1.02 | 242 | 0.16 | 1.09 | 0.93 | 1.02 | 1.01 | 268 |
| 25/01/2000 | 1.12 | 1.18 | 1.22 | 1.02 | 242 | 0.16 | 1.09 | 0.93 | 1.02 | 1.01 | 268 |
| 26/01/2000 | 1.12 | 1.18 | 1.22 | 1.02 | 242 | 0.16 | 1.09 | 0.93 | 1.02 | 1.01 | 268 |
| 27/01/2000 | 1.12 | 1.18 | 1.22 | 1.02 | 242 | 0.16 | 1.09 | 0.93 | 1.02 | 1.01 | 268 |
| 28/01/2000 | 1.12 | 1.18 | 1.22 | 1.02 | 242 | 0.16 | 1.09 | 0.93 | 1.02 | 1.01 | 268 |
| 29/01/2000 | 1.12 | 1.18 | 1.22 | 1.02 | 242 | 0.16 | 1.09 | 0.93 | 1.02 | 1.01 | 268 |
| 30/01/2000 | 1.12 | 1.18 | 1.22 | 1.02 | 242 | 0.16 | 1.09 | 0.93 | 1.02 | 1.01 | 268 |
| 31/01/2000 | NA | NA | NA | NA | NA | NA | NA | NA | NA | NA | NA |
| 01/02/2000 | 1.12 | 1.18 | 1.22 | 1.02 | 242 | 0.16 | 1.09 | 0.93 | 1.02 | 1.01 | 268 |
| 02/02/2000 | 1.12 | 1.18 | 1.22 | 1.02 | 242 | 0.16 | 1.09 | 0.93 | 1.02 | 1.01 | 268 |
| 03/02/2000 | 1.12 | 1.18 | 1.22 | 1.02 | 242 | 0.16 | 1.09 | 0.93 | 1.02 | 1.01 | 268 |
| 04/02/2000 | 1.12 | 1.18 | 1.22 | 1.02 | 242 | 0.16 | 1.09 | 0.93 | 1.02 | 1.01 | 268 |
| 05/02/2000 | 1.12 | 1.18 | 1.22 | 1.02 | 242 | 0.16 | 1.09 | 0.93 | 1.02 | 1.01 | 268 |
| 06/02/2000 | 1.12 | 1.18 | 1.22 | 1.02 | 242 | 0.16 | 1.09 | 0.93 | 1.02 | 1.01 | 268 |
| 07/02/2000 | 1.12 | 1.18 | 1.22 | 1.02 | 242 | 0.16 | 1.09 | 0.93 | 1.02 | 1.01 | 268 |
| 08/02/2000 | 1.12 | 1.18 | 1.22 | 1.02 | 242 | 0.16 | 1.09 | 0.93 | 1.02 | 1.01 | 268 |
| 09/02/2000 | 1.12 | 1.18 | 1.22 | 1.02 | 242 | 0.16 | 1.09 | 0.93 | 1.02 | 1.01 | 268 |
| 10/02/2000 | 1.12 | 1.18 | 1.22 | 1.02 | 242 | 0.16 | 1.09 | 0.93 | 1.02 | 1.01 | 268 |
| 11/02/2000 | 1.12 | 1.18 | 1.22 | 1.02 | 242 | 0.16 | 1.09 | 0.93 | 1.02 | 1.01 | 268 |
| 12/02/2000 | 1.12 | 1.18 | 1.22 | 1.02 | 242 | 0.16 | 1.09 | 0.93 | 1.02 | 1.01 | 268 |
| 13/02/2000 | 1.12 | 1.18 | 1.22 | 1.02 | 242 | 0.16 | 1.09 | 0.93 | 1.02 | 1.01 | 268 |
| 14/02/2000 | 1.12 | 1.18 | 1.22 | 1.02 | 242 | 0.16 | 1.09 | 0.93 | 1.02 | 1.01 | 268 |
| 15/02/2000 | 1.12 | 1.18 | 1.22 | 1.02 | 242 | 0.16 | 1.09 | 0.93 | 1.02 | 1.01 | 268 |
| 16/02/2000 | 1.12 | 1.18 | 1.22 | 1.02 | 242 | 0.16 | 1.09 | 0.93 | 1.02 | 1.01 | 268 |
| 17/02/2000 | 1.12 | 1.18 | 1.22 | 1.02 | 242 | 0.16 | 1.09 | 0.93 | 1.02 | 1.01 | 268 |
| 18/02/2000 | 1.12 | 1.18 | 1.22 | 1.02 | 242 | 0.16 | 1.09 | 0.93 | 1.02 | 1.01 | 268 |
| 19/02/2000 | 1.12 | 1.18 | 1.22 | 1.02 | 242 | 0.16 | 1.09 | 0.93 | 1.02 | 1.01 | 268 |
| 20/02/2000 | 1.12 | 1.18 | 1.22 | 1.02 | 242 | 0.16 | 1.09 | 0.93 | 1.02 | 1.01 | 268 |
| 21/02/2000 | 1.12 | 1.18 | 1.22 | 1.02 | 242 | 0.16 | 1.09 | 0.93 | 1.02 | 1.01 | 268 |
| 22/02/2000 | 1.12 | 1.18 | 1.22 | 1.02 | 242 | 0.16 | 1.09 | 0.93 | 1.02 | 1.01 | 268 |
| 23/02/2000 | 1.12 | 1.18 | 1.22 | 1.02 | 242 | 0.16 | 1.09 | 0.93 | 1.02 | 1.01 | 268 |
| 24/02/2000 | 1.12 | 1.18 | 1.22 | 1.02 | 242 | 0.16 | 1.09 | 0.93 | 1.02 | 1.01 | 268 |
| 25/02/2000 | 1.12 | 1.18 | 1.22 | 1.02 | 242 | 0.16 | 1.09 | 0.93 | 1.02 | 1.01 | 268 |
| 26/02/2000 | 1.12 | 1.18 | 1.22 | 1.02 | 242 | 0.16 | 1.09 | 0.93 | 1.02 | 1.01 | 268 |
| 27/02/2000 | 1.12 | 1.18 | 1.22 | 1.02 | 242 | 0.16 | 1.09 | 0.93 | 1.02 | 1.01 | 268 |
| 28/02/2000 | 1.12 | 1.18 | 1.22 | 1.02 | 242 | 0.16 | 1.09 | 0.93 | 1.02 | 1.01 | 268 |
| 29/02/2000 | 1.12 | 1.18 | 1.22 | 1.02 | 242 | 0.16 | 1.09 | 0.93 | 1.02 | 1.01 | 268 |
| 30/02/2000 | NA | NA | NA | NA | NA | NA | NA | NA | NA | NA | NA |
| 01/03/2000 | 1.12 | 1.18 | 1.22 | 1.02 | 242 | 0.16 | 1.09 | 0.93 | 1.02 | 1.01 | 268 |
| 02/03/2000 | 1.12 | 1.18 | 1.22 | 1.02 | 242 | 0.16 | 1.09 | 0.93 | 1.02 | 1.01 | 268 |
| 03/03/2000 | 1.12 | 1.18 | 1.22 | 1.02 | 242 | 0.16 | 1.09 | 0.93 | 1.02 | 1.01 | 268 |
| 04/03/2000 | 1.12 | 1.18 | 1.22 | 1.02 | 242 | 0.16 | 1.09 | 0.93 | 1.02 | 1.01 | 268 |
| 05/03/2000 | 1.12 | 1.18 | 1.22 | 1.02 | 242 | 0.16 | 1.09 | 0.93 | 1.02 | 1.01 | 268 |
| 06/03/2000 | 1.12 | 1.18 | 1.22 | 1.02 | 242 | 0.16 | 1.09 | 0.93 | 1.02 | 1.01 | 268 |
| 07/03/2000 | 1.12 | 1.18 | 1.22 | 1.02 | 242 | 0.16 | 1.09 | 0.93 | 1.02 | 1.01 | 268 |
| 08/03/2000 | 1.12 | 1.18 | 1.22 | 1.02 | 242 | 0.16 | 1.09 | 0.93 | 1.02 | 1.01 | 268 |
| 09/03/2000 | 1.12 | 1.18 | 1.22 | 1.02 | 242 | 0.16 | 1.09 | 0.93 | 1.02 | 1.01 | 268 |
| 10/03/2000 | 1.12 | 1.18 | 1.22 | 1.02 | 242 | 0.16 | 1.09 | 0.93 | 1.02 | 1.01 | 268 |
| 11/03/2000 | 1.12 | 1.18 | 1.22 | 1.02 | 242 | 0.16 | 1.09 | 0.93 | 1.02 | 1.01 | 268 |
| 12/03/2000 | 1.12 | 1.18 | 1.22 | 1.02 | 242 | 0.16 | 1.09 | 0.93 | 1.02 | 1.01 | 268 |
| 13/03/2000 | 1.12 | 1.18 | 1.22 | 1.02 | 242 | 0.16 | 1.09 | 0.93 | 1.02 | 1.01 | 268 |
| 14/03/2000 | 1.12 | 1.18 | 1.22 | 1.02 | 242 | 0.16 | 1.09 | 0.93 | 1.02 | 1.01 | 268 |
| 15/03/2000 | 1.12 | 1.18 | 1.22 | 1.02 | 242 | 0.16 | 1.09 | 0.93 | 1.02 | 1.01 | 268 |
| 16/03/2000 | 1.12 | 1.18 | 1.22 | 1.02 | 242 | 0.16 | 1.09 | 0.93 | 1.02 | 1.01 | 268 |
| 17/03/2000 | 1.12 | 1.18 | 1.22 | 1.02 | 242 | 0.16 | 1.09 | 0.93 | 1.02 | 1.01 | 268 |
| 18/03/2000 | 1.12 | 1.18 | 1.22 | 1.02 | 242 | 0.16 | 1.09 | 0.93 | 1.02 | 1.01 | 268 |
| 19/03/2000 | 1.12 | 1.18 | 1.22 | 1.02 | 242 | 0.16 | 1.09 | 0.93 | 1.02 | 1.01 | 268 |
| 20/03/2000 | 1.12 | 1.18 | 1.22 | 1.02 | 242 | 0.16 | 1.09 | 0.93 | 1.02 | 1.01 | 268 |
| 21/03/2000 | 1.12 | 1.18 | 1.22 | 1.02 | 242 | 0.16 | 1.09 | 0.93 | 1.02 | 1.01 | 268 |
| 22/03/2000 | 1.12 | 1.18 | 1.22 | 1.02 | 242 | 0.16 | 1.09 | 0.93 | 1.02 | 1.01 | 268 |
| 23/03/2000 | 1.12 | 1.18 | 1.22 | 1.02 | 242 | 0.16 | 1.09 | 0.93 | 1.02 | 1.01 | 268 |
| 24/03/2000 | 1.12 | 1.18 | 1.22 | 1.02 | 242 | 0.16 | 1.09 | 0.93 | 1.02 | 1.01 | 268 |
| 25/03/2000 | 1.12 | 1.18 | 1.22 | 1.02 | 242 | 0.16 | 1.09 | 0.93 | 1.02 | 1.01 | 268 |
| 26/03/2000 | 1.12 | 1.18 | 1.22 | 1.02 | 242 | 0.16 | 1.09 | 0.93 | 1.02 | 1.01 | 268 |
| 27/03/2000 | 1.12 | 1.18 | 1.22 | 1.02 | 242 | 0.16 | 1.09 | 0.93 | 1.02 | 1.01 | 268 |
| 28/03/2000 | 1.12 | 1.18 | 1.22 | 1.02 | 242 | 0.16 | 1.09 | 0.93 | 1.02 | 1.01 | 268 |
| 29/03/2000 | 1.12 | 1.18 | 1.22 | 1.02 | 242 | 0.16 | 1.09 | 0.93 | 1.02 | 1.01 | 268 |
| 30/03/2000 | 1.12 | 1.18 | 1.22 | 1.02 | 242 | 0.16 | 1.09 | 0.93 | 1.02 | 1.01 | 268 |
| 31/03/2000 | NA | NA | NA | NA | NA | NA | NA | NA | NA | NA | NA |
| 01/04/2000 | 1.12 | 1.18 | 1.22 | 1.02 | 242 | 0.16 | 1.09 | 0.93 | 1.02 | 1.01 | 268 |
| 02/04/2000 | 1.12 | 1.18 | 1.22 | 1.02 | 242 | 0.16 | 1.09 | 0.93 | 1.02 | 1.01 | 268 |
| 03/04/2000 | 1.12 | 1.18 | 1.22 | 1.02 | 242 | 0.16 | 1.09 | 0.93 | 1.02 | 1.01 | 268 |
| 04/04/2000 | 1.12 | 1.18 | 1.22 | 1.02 | 242 | 0.16 | 1.09 | 0.93 | 1.02 | 1.01 | 268 |
| 05/04/2000 | 1.12 | 1.18 | 1.22 | 1.02 | 242 | 0.16 | 1.09 | 0.93 | 1.02 | 1.01 | 268 |
| 06/04/2000 | 1.12 | 1.18 | 1.22 | 1.02 | 242 | 0.16 | 1.09 | 0.93 | 1.02 | 1.01 | 268 |
| 07/04/2000 | 1.12 | 1.18 | 1.22 | 1.02 | 242 | 0.16 | 1.09 | 0.93 | 1.02 | 1.01 | 268 |
| 08/04/2000 | 1.12 | 1.18 | 1.22 | 1.02 | 242 | 0.16 | 1.09 | 0.93 | 1.02 | 1.01 | 268 |
| 09/04/2000 | 1.12 | 1.18 | 1.22 | 1.02 | 242 | 0.16 | 1.09 | 0.93 | 1.02 | 1.01 | 268 |
| 10/04/2000 | 1.12 | 1.18 | 1.22 | 1.02 | 242 | 0.16 | 1.09 | 0.93 | 1.02 | 1.01 | 268 |
| 11/04/2000 | 1.12 | 1.18 | 1.22 | 1.02 | 242 | 0.16 | 1.09 | 0.93 | 1.02 | 1.01 | 268 |
| 12/04/2000 | 1.12 | 1.18 | 1.22 | 1.02 | 242 | 0.16 | 1.09 | 0.93 | 1.02 | 1.01 | 268 |
| 13/04/2000 | 1.12 | 1.18 | 1.22 | 1.02 | 242 | 0.16 | 1.09 | 0.93 | 1.02 | 1.01 | 268 |
| 14/04/2000 | 1.12 | 1.18 | 1.22 | 1.02 | 242 | 0.16 | 1.09 | 0.93 | 1.02 | 1.01 | 268 |
| 15/04/2000 | 1.12 | 1.18 | 1.22 | 1.02 | 242 | 0.16 | 1.09 | 0.93 | 1.02 | 1.01 | 268 |
| 16/04/2000 | 1.12 | 1.18 | 1.22 | 1.02 | 242 | 0.16 | 1.09 | 0.93 | 1.02 | 1.01 | 268 |
| 17/04/2000 | 1.12 | 1.18 | 1.22 | 1.02 | 242 | 0.16 | 1.09 | 0.93 | 1.02 | 1.01 | 268 |
| 18/04/2000 | 1.12 | 1.18 | 1.22 | 1.02 | 242 | 0.16 | 1.09 | 0.93 | 1.02 | 1.01 | 268 |
| 19/04/2000 | 1.12 | 1.18 | 1.22 | 1.02 | 242 | 0.16 | 1.09 | 0.93 | 1.02 | 1.01 | 268 |
| 20/04/2000 | 1.12 | 1.18 | 1.22 | 1.02 | 242 | 0.16 | 1.09 | 0.93 | 1.02 | 1.01 | 268 |
| 21/04/2000 | 1.12 | 1.18 | 1.22 | 1.02 | 242 | 0.16 | 1.09 | 0.93 | 1.02 | 1.01 | 268 |
| 22/04/2000 | 1.12 | 1.18 | 1.22 | 1.02 | 242 | 0.16 | 1.09 | 0.93 | 1.02 | 1.01 | 268 |
| 23/04/2000 | 1.12 | 1.18 | 1.22 | 1.02 | 242 | 0.16 | 1.09 | 0.93 | 1.02 | 1.01 | 268 |
| 24/04/2000 | 1.12 | 1.18 | 1.22 | 1.02 | 242 | 0.16 | 1.09 | 0.93 | 1.02 | 1.01 | 268 |
| 25/04/2000 | 1.12 | 1.18 | 1.22 | 1.02 | 242 | 0.16 | 1.09 | 0.93 | 1.02 | 1.01 | 268 |
| 26/04/2000 | 1.12 | 1.18 | 1.22 | 1.02 | 242 | 0.16 | 1.09 | 0.93 | 1.02 | 1.01 | 268 |
| 27/04/2000 | 1.12 | 1.18 | 1.22 | 1.02 | 242 | 0.16 | 1.09 | 0.93 | 1.02 | 1.01 | 268 |
| 28/04/2000 | 1.12 | 1.18 | 1.22 | 1.02 | 242 | 0.16 | 1.09 | 0.93 | 1.02 | 1.01 | 268 |
| 29/04/2000 | 1.12 | 1.18 | 1.22 | 1.02 | 242 | 0.16 | 1.09 | 0.93 | 1.02 | 1.01 | 268 |
| 30/04/2000 | 1.12 | 1.18 | 1.22 | 1.02 | 242 | 0.16 | 1.09 | 0.93 | 1.02 | 1.01 | 268 |
| 01/05/2000 | NA | NA | NA | NA | NA | NA | NA | NA | NA | NA | NA |
| 02/05/2000 | 1.12 | 1.18 | 1.22 | 1.02 | 242 | 0.16 | 1.09 | 0.93 | 1.02 | 1.01 | 268 |
| 03/05/2000 | 1.12 | 1.18 | 1.22 | 1.02 | 242 | 0.16 | 1.09 | 0.93 | 1.02 | 1.01 | 268 |
| 04/05/2000 | 1.12 | 1.18 | 1.22 | 1.02 | 242 | 0.16 | 1.09 | 0.93 | 1.02 | 1.01 | 268 |
| 05/05/2000 | 1.12 | 1.18 | 1.22 | 1.02 | 242 | 0.16 | 1.09 | 0.93 | 1.02 | 1.01 | 268 |
| 06/05/2000 | 1.12 | 1.18 | 1.22 | 1.02 | 242 | 0.16 | 1.09 | 0.93 | 1.02 | 1.01 | 268 |
| 07/05/2000 | 1.12 | 1.18 | 1.22 | 1.02 | 242 | 0.16 | 1.09 | 0.93 | 1.02 | 1.01 | 268 |
| 08/05/2000 | 1.12 | 1.18 | 1.22 | 1.02 | 242 | 0.16 | 1.09 | 0.93 | 1.02 | 1.01 | 268 |
| 09/05/2000 | 1.12 | 1.18 | 1.22 | 1.02 | 242 | 0.16 | 1.09 | 0.93 | 1.02 | 1.01 | 268 |
| 10/05/2000 | 1.12 | 1.18 | 1.22 | 1.02 | 242 | 0.16 | 1.09 | 0.93 | 1.02 | 1.01 | 268 |
| 11/05/2000 | 1.12 | 1.18 | 1.22 | 1.02 | 242 | 0.16 | 1.09 | 0.93 | 1.02 | 1.01 | 268 |
| 12/05/2000 | 1.12 | 1.18 | 1.22 | 1.02 | 242 | 0.16 | 1.09 | 0.93 | 1.02 | 1.01 | 268 |
| 13/05/2000 | 1.12 | 1.18 | 1.22 | 1.02 | 242 | 0.16 | 1.09 | 0.93 | 1.02 | 1.01 | 268 |
| 14/05/2000 | 1.12 | 1.18 | 1.22 | 1.02 | 242 | 0.16 | 1.09 | 0.93 | 1.02 | 1.01 | 268 |
| 15/05/2000 | 1.12 | 1.18 | 1.22 | 1.02 | 242 | 0.16 | 1.09 | 0.93 | 1.02 | 1.01 | 268 |
| 16/05/2000 | 1.12 | 1.18 | 1.22 | 1.02 | 242 | 0.16 | 1.09 | 0.93 | 1.02 | 1.01 | 268 |
| 17/05/2000 | 1.12 | 1.18 | 1.22 | 1.02 | 242 | 0.16 | 1.09 | 0.93 | 1.02 | 1.01 | 268 |
| 18/05/2000 | 1.12 | 1.18 | 1.22 | 1.02 | 242 | 0.16 | 1.09 | 0.93 | 1.02 | 1.01 | 268 |
| 19/05/2000 | 1.12 | 1.18 | 1.22 | 1.02 | 242 | 0.16 | 1.09 | 0.93 | 1.02 | 1.01 | 268 |
| 20/05/2000 | 1.12 | 1.18 | 1.22 | 1.02 | 242 | 0.16 | 1.09 | 0.93 | 1.02 | 1.01 | 268 |
| 21/05/2000 | 1.12 | 1.18 | 1.22 | 1.02 | 242 | 0.16 | 1.09 | 0.93 | 1.02 | 1.01 | 268 |
| 22/05/2000 | 1.12 | 1.18 | 1.22 | 1.02 | 242 | 0.16 | 1.09 | 0.93 | 1.02 | 1.01 | 268 |
| 23/05/2000 | 1.12 | 1.18 | 1.22 | 1.02 | 242 | 0.16 | 1.09 | 0.93 | 1.02 | 1.01 | 268 |
| 24/05/2000 | 1.12 | 1.18 | 1.22 | 1.02 | 242 | 0.16 | 1.09 | 0.93 | 1.02 | 1.01 | 268 |
| 25/05/2000 | 1.12 | 1.18 | 1.22 | 1.02 | 242 | 0.16 | 1.09 | 0.93 | 1.02 | 1.01 | 268 |
| 26/05/2000 | 1.12 | 1.18 | 1.22 | 1.02 | 242 | 0.16 | 1.09 | 0.93 | 1.02 | 1.01 | 268 |
| 27/05/2000 | 1.12 | 1.18 | 1.22 | 1.02 | 242 | 0.16 | 1.09 | 0.93 | 1.02 | 1.01 | 268 |
| 28/05/2000 | 1.12 | 1.18 | 1.22 | 1.02 | 242 | 0.16 | 1.09 | 0.93 | 1.02 | 1.01 | 268 |
| 29/05/2000 | 1.12 | 1.18 | 1.22 | 1.02 | 242 | 0.16 | 1.09 | 0.93 | 1.02 | 1.01 | 268 |
| 30/05/2000 | 1.12 | 1.18 | 1.22 | 1.02 | 242 | 0.16 | 1.09 | 0.93 | 1.02 | 1.01 | 268 |
| 31/05/2000 | NA | NA | NA | NA | NA | NA | NA | NA | NA | NA | NA |
| 01/06/2000 | 1.12 | 1.18 | 1.22 | 1.02 | 242 | 0.16 | 1.09 | 0.93 | 1.02 | 1.01 | 268 |
| 02/06/2000 | 1.12 | 1.18 | 1.22 | 1.02 | 242 | 0.16 | 1.09 | 0.93 | 1.02 | 1.01 | 268 |
| 03/06/2000 | 1.12 | 1.18 | 1.22 | 1.02 | 242 | 0.16 | 1.09 | 0.93 | 1.02 | 1.01 | 268 |
| 04/06/2000 | 1.12 | 1.18 | 1.22 | 1.02 | 242 | 0.16 | 1.09 | 0.93 | 1.02 | 1.01 | 268 |
| 05/06/2000 | 1.12 | 1.18 | 1.22 | 1.02 | 242 | 0.16 | 1.09 | 0.93 | 1.02 | 1.01 | 268 |
| 06/06/2000 | 1.12 | 1.18 | 1.22 | 1.02 | 242 | 0.16 | 1.09 | 0.93 | 1.02 | 1.01 | 268 |
| 07/06/2000 | 1.12 | 1.18 | 1.22 | 1.02 | 242 | 0.16 | 1.09 | 0.93 | 1.02 | 1.01 | 268 |
| 08/06/2000 | 1.12 | 1.18 | 1.22 | 1.02 | 242 | 0.16 | 1.09 | 0.93 | 1.02 | 1.01 | 268 |
| 09/06/2000 | 1.12 | 1.18 | 1.22 | 1.02 | 242 | 0.16 | 1.09 | 0.93 | 1.02 | 1.01 | 268 |
| 10/06/2000 | 1.12 | 1.18 | 1.22 | 1.02 | 242 | 0.16 | 1.09 | 0.93 | 1.02 | 1.01 | 268 |
| 11/06/2000 | 1.12 | 1.18 | 1.22 | 1.02 | 242 | 0.16 | 1.09 | 0.93 | 1.02 | 1.01 | 268 |
| 12/06/2000 | 1.12 | 1.18 | 1.22 | 1.02 | 242 | 0.16 | 1.09 | 0.93 | 1.02 | 1.01 | 268 |
| 13/06/2000 | 1.12 | 1.18 | 1.22 | 1.02 | 242 | 0.16 | 1.09 | 0.93 | 1.02 | 1.01 | 268 |
| 14/06/2000 | 1.12 | 1.18 | 1.22 | 1.02 | 242 | 0.16 | 1.09 | 0.93 | 1.02 | 1.01 | 268 |
| 15/06/2000 | 1.12 | 1.18 | 1.22 | 1.02 | 242 | 0.16 | 1.09 | 0.93 | 1.02 | 1.01 | 268 |
| 16/06/2000 | 1.12 | 1.18 | 1.22 | 1.02 | 242 | 0.16 | 1.09 | 0.93 | 1.02 | 1.01 | 268 |
| 17/06/2000 | 1.12 | 1.18 | 1.22 | 1.02 | 242 | 0.16 | 1.09 | 0.93 | 1.02 | 1.01 | 268 |
| 18/06/2000 | 1.12 | 1.18 | 1.22 | 1.02 | 242 | 0.16 | 1.09 | 0.93 | 1.02 | 1.01 | 268 |
| 19/06/2000 | 1.12 | 1.18 | 1.22 | 1.02 | 242 | 0.16 | 1.09 | 0.93 | 1.02 | 1.01 | 268 |
| 20/06/2000 | 1.12 | 1.18 | 1.22 | 1.02 | 242 | 0.16 | 1.09 | 0.93 | 1.02 | 1.01 | 268 |
| 21/06/2000 | 1.12 | 1.18 | 1.22 | 1.02 | 242 | 0.16 | 1.09 | 0.93 | 1.02 | 1.01 | 268 |
| 22/06/2000 | 1.12 | 1.18 | 1.22 | 1.02 | 242 | 0.16 | 1.09 | 0.93 | 1.02 | 1.01 | 268 |
| 23/06/2000 | 1.12 | 1.18 | 1.22 | 1.02 | 242 | 0.16 | 1.09 | 0.93 | 1.02 | 1.01 | 268 |
| 24/06/2000 | 1.12 | 1.18 | 1.22 | 1.02 | 242 | 0.16 | 1.09 | 0.93 | 1.02 | 1.01 | 268 |
| 25/06/2000 | 1.12 | 1.18 | 1.22 | 1.02 | 242 | 0.16 | 1.09 | 0.93 | 1.02 | 1.01 | 268 |
| 26/06/2000 | 1.12 | 1.18 | 1.22 | 1.02 | 242 | 0.16 | 1.09 | 0.93 | 1.02 | 1.01 | 268 |
| 27/06/2000 | 1.12 | 1.18 | 1.22 | 1.02 | 242 | 0.16 | 1.09 | 0.93 | 1.02 | 1.01 | 268 |
| 28/06/2000 | 1.12 | 1.18 | 1.22 | 1.02 | 242 | 0.16 | 1.09 | 0.93 | 1.02 | 1.01 | 268 |
| 29/06/2000 | 1.12 | 1.18 | 1.22 | 1.02 | 242 | 0.16 | 1.09 | 0.93 | 1.02 | 1.01 | 268 |
| 30/06/2000 | 1.12 | 1.18 | 1.22 | 1.02 | 242 | 0.16 | 1.09 | 0.93 | 1.02 | 1.01 | 268 |

| | | | | | | | | | | | |
|---|---|---|---|---|---|---|---|---|---|---|---|
| 25/03/2016 | ND | ND | ND | ND | ND | ND | ND | ND | ND | ND | ND |
| 28/03/2016 | 0.19 | 0.29 | 0.49 | 0.65 | 0.89 | 1.04 | 1.37 | 1.68 | 1.89 | 2.26 | 2.66 |
| 29/03/2016 | 0.18 | 0.23 | 0.45 | 0.63 | 0.78 | 0.94 | 1.29 | 1.59 | 1.81 | 2.2 | 2.6 |
| 30/03/2016 | 0.14 | 0.2 | 0.39 | 0.61 | 0.76 | 0.91 | 1.26 | 1.6 | 1.83 | 2.24 | 2.65 |
| 31/03/2016 | 0.18 | 0.21 | 0.39 | 0.59 | 0.73 | 0.87 | 1.21 | 1.54 | 1.78 | 2.2 | 2.61 |
| 01/04/2016 | 0.2 | 0.23 | 0.4 | 0.62 | 0.76 | 0.9 | 1.24 | 1.56 | 1.79 | 2.2 | 2.62 |
| 04/04/2016 | 0.18 | 0.23 | 0.38 | 0.59 | 0.75 | 0.88 | 1.22 | 1.53 | 1.78 | 2.19 | 2.6 |
| 05/04/2016 | 0.19 | 0.23 | 0.36 | 0.56 | 0.72 | 0.85 | 1.17 | 1.49 | 1.73 | 2.13 | 2.54 |
| 06/04/2016 | 0.19 | 0.23 | 0.36 | 0.55 | 0.73 | 0.88 | 1.2 | 1.52 | 1.76 | 2.17 | 2.58 |
| 07/04/2016 | 0.2 | 0.23 | 0.36 | 0.52 | 0.7 | 0.83 | 1.14 | 1.46 | 1.7 | 2.1 | 2.52 |
| 08/04/2016 | 0.2 | 0.23 | 0.34 | 0.54 | 0.7 | 0.84 | 1.16 | 1.47 | 1.72 | 2.13 | 2.55 |
| 11/04/2016 | 0.19 | 0.23 | 0.34 | 0.53 | 0.7 | 0.85 | 1.16 | 1.48 | 1.73 | 2.14 | 2.56 |
| 12/04/2016 | 0.21 | 0.22 | 0.34 | 0.54 | 0.74 | 0.9 | 1.22 | 1.54 | 1.79 | 2.18 | 2.61 |
| 13/04/2016 | 0.21 | 0.23 | 0.36 | 0.55 | 0.75 | 0.9 | 1.22 | 1.53 | 1.77 | 2.16 | 2.58 |
| 14/04/2016 | 0.21 | 0.22 | 0.37 | 0.55 | 0.77 | 0.92 | 1.26 | 1.57 | 1.8 | 2.18 | 2.61 |
| 15/04/2016 | 0.19 | 0.22 | 0.37 | 0.53 | 0.74 | 0.87 | 1.22 | 1.52 | 1.76 | 2.14 | 2.56 |
| 18/04/2016 | 0.16 | 0.22 | 0.35 | 0.52 | 0.75 | 0.9 | 1.24 | 1.54 | 1.78 | 2.17 | 2.58 |
| 19/04/2016 | 0.18 | 0.21 | 0.36 | 0.53 | 0.77 | 0.92 | 1.26 | 1.57 | 1.79 | 2.19 | 2.6 |
| 20/04/2016 | 0.18 | 0.23 | 0.36 | 0.54 | 0.8 | 0.97 | 1.32 | 1.63 | 1.85 | 2.25 | 2.66 |
| 21/04/2016 | 0.19 | 0.23 | 0.37 | 0.56 | 0.82 | 0.98 | 1.35 | 1.65 | 1.88 | 2.29 | 2.69 |
| 22/04/2016 | 0.19 | 0.23 | 0.38 | 0.56 | 0.84 | 1.01 | 1.37 | 1.67 | 1.89 | 2.3 | 2.7 |
| 25/04/2016 | 0.17 | 0.25 | 0.4 | 0.57 | 0.85 | 1.01 | 1.38 | 1.69 | 1.91 | 2.32 | 2.72 |
| 26/04/2016 | 0.19 | 0.24 | 0.43 | 0.61 | 0.86 | 1.04 | 1.4 | 1.72 | 1.94 | 2.35 | 2.76 |
| 27/04/2016 | 0.18 | 0.24 | 0.4 | 0.58 | 0.83 | 0.99 | 1.33 | 1.64 | 1.87 | 2.3 | 2.71 |
| 28/04/2016 | 0.17 | 0.22 | 0.39 | 0.56 | 0.78 | 0.93 | 1.28 | 1.6 | 1.84 | 2.27 | 2.68 |
| 29/04/2016 | 0.16 | 0.22 | 0.4 | 0.56 | 0.77 | 0.92 | 1.28 | 1.6 | 1.83 | 2.26 | 2.66 |
| 02/05/2016 | 0.11 | 0.22 | 0.41 | 0.55 | 0.8 | 0.96 | 1.32 | 1.64 | 1.88 | 2.31 | 2.71 |
| 03/05/2016 | 0.18 | 0.21 | 0.4 | 0.53 | 0.75 | 0.92 | 1.25 | 1.57 | 1.81 | 2.24 | 2.66 |
| 04/05/2016 | 0.18 | 0.19 | 0.39 | 0.52 | 0.75 | 0.89 | 1.23 | 1.55 | 1.79 | 2.22 | 2.64 |
| 05/05/2016 | 0.2 | 0.2 | 0.39 | 0.51 | 0.72 | 0.87 | 1.2 | 1.52 | 1.76 | 2.17 | 2.6 |
| 06/05/2016 | 0.2 | 0.19 | 0.39 | 0.51 | 0.74 | 0.9 | 1.23 | 1.55 | 1.79 | 2.2 | 2.62 |
| 09/05/2016 | 0.21 | 0.24 | 0.38 | 0.51 | 0.72 | 0.86 | 1.2 | 1.51 | 1.77 | 2.18 | 2.61 |
| 10/05/2016 | 0.25 | 0.24 | 0.36 | 0.52 | 0.72 | 0.88 | 1.2 | 1.52 | 1.77 | 2.18 | 2.61 |
| 11/05/2016 | 0.25 | 0.26 | 0.37 | 0.53 | 0.74 | 0.87 | 1.2 | 1.51 | 1.73 | 2.15 | 2.58 |
| 12/05/2016 | 0.25 | 0.27 | 0.37 | 0.54 | 0.76 | 0.92 | 1.24 | 1.54 | 1.75 | 2.18 | 2.6 |
| 13/05/2016 | 0.25 | 0.29 | 0.38 | 0.55 | 0.76 | 0.91 | 1.22 | 1.51 | 1.71 | 2.14 | 2.55 |
| 16/05/2016 | 0.21 | 0.28 | 0.38 | 0.57 | 0.79 | 0.94 | 1.26 | 1.55 | 1.75 | 2.18 | 2.59 |
| 17/05/2016 | 0.25 | 0.28 | 0.4 | 0.58 | 0.82 | 0.97 | 1.29 | 1.57 | 1.76 | 2.18 | 2.59 |
| 18/05/2016 | 0.25 | 0.3 | 0.43 | 0.63 | 0.9 | 1.08 | 1.41 | 1.69 | 1.87 | 2.27 | 2.67 |
| 19/05/2016 | 0.25 | 0.31 | 0.43 | 0.64 | 0.89 | 1.06 | 1.38 | 1.67 | 1.85 | 2.24 | 2.64 |
| 20/05/2016 | 0.26 | 0.33 | 0.46 | 0.67 | 0.89 | 1.05 | 1.38 | 1.65 | 1.85 | 2.24 | 2.63 |
| 23/05/2016 | 0.26 | 0.35 | 0.48 | 0.69 | 0.91 | 1.05 | 1.38 | 1.65 | 1.84 | 2.23 | 2.63 |
| 24/05/2016 | 0.28 | 0.35 | 0.48 | 0.69 | 0.92 | 1.08 | 1.41 | 1.68 | 1.86 | 2.25 | 2.65 |
| 25/05/2016 | 0.24 | 0.33 | 0.47 | 0.67 | 0.92 | 1.08 | 1.4 | 1.69 | 1.87 | 2.27 | 2.67 |
| 26/05/2016 | 0.17 | 0.31 | 0.46 | 0.65 | 0.87 | 1.03 | 1.35 | 1.65 | 1.83 | 2.24 | 2.64 |
| 27/05/2016 | 0.23 | 0.32 | 0.47 | 0.68 | 0.9 | 1.06 | 1.39 | 1.67 | 1.85 | 2.25 | 2.65 |
| 30/05/2016 | ND | ND | ND | ND | ND | ND | ND | ND | ND | ND | ND |
| 31/05/2016 | 0.27 | 0.34 | 0.49 | 0.68 | 0.87 | 1.03 | 1.37 | 1.66 | 1.84 | 2.23 | 2.64 |
| 01/06/2016 | 0.27 | 0.3 | 0.49 | 0.7 | 0.91 | 1.07 | 1.39 | 1.67 | 1.85 | 2.22 | 2.63 |
| 02/06/2016 | 0.19 | 0.29 | 0.48 | 0.68 | 0.89 | 1.03 | 1.36 | 1.63 | 1.81 | 2.17 | 2.58 |
| 03/06/2016 | 0.19 | 0.3 | 0.43 | 0.6 | 0.78 | 0.92 | 1.23 | 1.5 | 1.71 | 2.09 | 2.52 |
| 06/06/2016 | 0.19 | 0.28 | 0.43 | 0.6 | 0.8 | 0.94 | 1.25 | 1.53 | 1.73 | 2.12 | 2.55 |
| 07/06/2016 | 0.2 | 0.28 | 0.43 | 0.59 | 0.78 | 0.94 | 1.23 | 1.51 | 1.72 | 2.1 | 2.54 |
| 08/06/2016 | 0.2 | 0.24 | 0.43 | 0.6 | 0.78 | 0.93 | 1.23 | 1.51 | 1.71 | 2.08 | 2.51 |
| 09/06/2016 | 0.21 | 0.26 | 0.43 | 0.59 | 0.77 | 0.91 | 1.22 | 1.49 | 1.68 | 2.05 | 2.48 |
| 10/06/2016 | 0.18 | 0.26 | 0.42 | 0.57 | 0.73 | 0.87 | 1.17 | 1.44 | 1.64 | 2.02 | 2.44 |
| 13/06/2016 | 0.23 | 0.27 | 0.4 | 0.55 | 0.73 | 0.84 | 1.14 | 1.42 | 1.62 | 2.01 | 2.43 |
| 14/06/2016 | 0.24 | 0.27 | 0.41 | 0.55 | 0.74 | 0.85 | 1.15 | 1.42 | 1.62 | 2 | 2.43 |
| 15/06/2016 | 0.23 | 0.26 | 0.37 | 0.52 | 0.69 | 0.81 | 1.1 | 1.38 | 1.6 | 1.99 | 2.43 |
| 16/06/2016 | 0.23 | 0.27 | 0.36 | 0.53 | 0.7 | 0.81 | 1.1 | 1.37 | 1.57 | 1.96 | 2.39 |
| 17/06/2016 | 0.22 | 0.27 | 0.37 | 0.51 | 0.7 | 0.83 | 1.13 | 1.41 | 1.62 | 1.99 | 2.43 |
| 20/06/2016 | 0.23 | 0.28 | 0.41 | 0.56 | 0.74 | 0.87 | 1.17 | 1.45 | 1.67 | 2.03 | 2.47 |
| 21/06/2016 | 0.25 | 0.27 | 0.41 | 0.57 | 0.76 | 0.89 | 1.22 | 1.49 | 1.71 | 2.07 | 2.5 |
| 22/06/2016 | 0.25 | 0.27 | 0.4 | 0.56 | 0.75 | 0.88 | 1.2 | 1.49 | 1.69 | 2.06 | 2.5 |
| 23/06/2016 | 0.27 | 0.31 | 0.43 | 0.58 | 0.78 | 0.92 | 1.25 | 1.54 | 1.74 | 2.12 | 2.55 |
| 24/06/2016 | 0.24 | 0.27 | 0.38 | 0.48 | 0.64 | 0.76 | 1.08 | 1.35 | 1.57 | 1.96 | 2.42 |
| 27/06/2016 | 0.22 | 0.27 | 0.35 | 0.45 | 0.61 | 0.7 | 1 | 1.26 | 1.46 | 1.83 | 2.28 |
| 28/06/2016 | 0.25 | 0.26 | 0.35 | 0.45 | 0.61 | 0.71 | 1 | 1.26 | 1.46 | 1.83 | 2.27 |
| 29/06/2016 | 0.18 | 0.26 | 0.35 | 0.46 | 0.62 | 0.74 | 1.03 | 1.3 | 1.5 | 1.86 | 2.3 |
| 30/06/2016 | 0.2 | 0.26 | 0.36 | 0.45 | 0.58 | 0.71 | 1.01 | 1.29 | 1.49 | 1.86 | 2.3 |
| 01/07/2016 | 0.24 | 0.28 | 0.37 | 0.45 | 0.59 | 0.71 | 1 | 1.27 | 1.46 | 1.81 | 2.24 |
| 04/07/2016 | ND | ND | ND | ND | ND | ND | ND | ND | ND | ND | ND |
| 05/07/2016 | 0.27 | 0.28 | 0.35 | 0.44 | 0.56 | 0.66 | 0.94 | 1.19 | 1.37 | 1.72 | 2.14 |
| 06/07/2016 | 0.26 | 0.27 | 0.36 | 0.46 | 0.58 | 0.69 | 0.95 | 1.2 | 1.38 | 1.72 | 2.14 |
| 07/07/2016 | 0.27 | 0.29 | 0.37 | 0.47 | 0.58 | 0.69 | 0.97 | 1.21 | 1.4 | 1.72 | 2.14 |
| 08/07/2016 | 0.26 | 0.28 | 0.36 | 0.48 | 0.61 | 0.71 | 0.95 | 1.19 | 1.37 | 1.69 | 2.11 |
| 11/07/2016 | 0.28 | 0.31 | 0.4 | 0.5 | 0.66 | 0.77 | 1.03 | 1.27 | 1.43 | 1.73 | 2.14 |
| 12/07/2016 | 0.29 | 0.29 | 0.4 | 0.52 | 0.69 | 0.81 | 1.1 | 1.35 | 1.53 | 1.82 | 2.24 |
| 13/07/2016 | 0.29 | 0.31 | 0.4 | 0.51 | 0.68 | 0.8 | 1.07 | 1.32 | 1.48 | 1.77 | 2.18 |
| 14/07/2016 | 0.29 | 0.32 | 0.41 | 0.53 | 0.68 | 0.82 | 1.1 | 1.36 | 1.53 | 1.84 | 2.25 |
| 15/07/2016 | 0.27 | 0.32 | 0.42 | 0.52 | 0.71 | 0.87 | 1.15 | 1.42 | 1.6 | 1.9 | 2.3 |
| 18/07/2016 | 0.26 | 0.32 | 0.44 | 0.52 | 0.68 | 0.85 | 1.14 | 1.4 | 1.59 | 1.9 | 2.3 |
| 19/07/2016 | 0.29 | 0.31 | 0.44 | 0.56 | 0.7 | 0.84 | 1.12 | 1.38 | 1.56 | 1.88 | 2.27 |
| 20/07/2016 | 0.28 | 0.32 | 0.44 | 0.56 | 0.73 | 0.86 | 1.15 | 1.41 | 1.59 | 1.91 | 2.3 |
| 21/07/2016 | 0.28 | 0.32 | 0.44 | 0.54 | 0.7 | 0.82 | 1.11 | 1.38 | 1.57 | 1.9 | 2.29 |
| 22/07/2016 | 0.29 | 0.33 | 0.44 | 0.55 | 0.71 | 0.84 | 1.13 | 1.4 | 1.57 | 1.9 | 2.29 |
| 25/07/2016 | 0.28 | 0.32 | 0.44 | 0.55 | 0.72 | 0.87 | 1.15 | 1.41 | 1.58 | 1.9 | 2.29 |
| 26/07/2016 | 0.24 | 0.31 | 0.43 | 0.55 | 0.75 | 0.87 | 1.15 | 1.4 | 1.57 | 1.89 | 2.28 |
| 27/07/2016 | 0.25 | 0.31 | 0.4 | 0.53 | 0.73 | 0.83 | 1.1 | 1.35 | 1.52 | 1.84 | 2.23 |
| 28/07/2016 | 0.19 | 0.25 | 0.39 | 0.53 | 0.72 | 0.82 | 1.09 | 1.35 | 1.52 | 1.83 | 2.23 |
| 29/07/2016 | 0.19 | 0.28 | 0.38 | 0.5 | 0.67 | 0.76 | 1.03 | 1.29 | 1.46 | 1.78 | 2.18 |
| 01/08/2016 | 0.2 | 0.29 | 0.4 | 0.5 | 0.67 | 0.78 | 1.06 | 1.33 | 1.51 | 1.84 | 2.24 |
| 02/08/2016 | 0.28 | 0.29 | 0.41 | 0.5 | 0.67 | 0.79 | 1.07 | 1.36 | 1.55 | 1.88 | 2.29 |
| 03/08/2016 | 0.26 | 0.28 | 0.42 | 0.53 | 0.67 | 0.78 | 1.07 | 1.35 | 1.55 | 1.88 | 2.29 |
| 04/08/2016 | 0.24 | 0.26 | 0.41 | 0.51 | 0.64 | 0.76 | 1.03 | 1.31 | 1.51 | 1.84 | 2.25 |
| 05/08/2016 | 0.23 | 0.28 | 0.45 | 0.56 | 0.72 | 0.86 | 1.13 | 1.41 | 1.59 | 1.91 | 2.32 |
| 08/08/2016 | 0.27 | 0.31 | 0.45 | 0.57 | 0.74 | 0.86 | 1.15 | 1.42 | 1.59 | 1.91 | 2.3 |
| 09/08/2016 | 0.27 | 0.29 | 0.44 | 0.55 | 0.71 | 0.84 | 1.11 | 1.38 | 1.55 | 1.86 | 2.25 |
| 10/08/2016 | 0.27 | 0.28 | 0.43 | 0.55 | 0.69 | 0.8 | 1.07 | 1.34 | 1.5 | 1.83 | 2.23 |
| 11/08/2016 | 0.27 | 0.28 | 0.45 | 0.55 | 0.76 | 0.88 | 1.16 | 1.42 | 1.57 | 1.89 | 2.28 |
| 12/08/2016 | 0.27 | 0.29 | 0.43 | 0.56 | 0.71 | 0.82 | 1.1 | 1.36 | 1.51 | 1.85 | 2.23 |
| 15/08/2016 | 0.26 | 0.31 | 0.46 | 0.56 | 0.72 | 0.85 | 1.14 | 1.4 | 1.55 | 1.9 | 2.27 |
| 16/08/2016 | 0.27 | 0.27 | 0.45 | 0.57 | 0.76 | 0.87 | 1.16 | 1.42 | 1.57 | 1.92 | 2.29 |
| 17/08/2016 | 0.27 | 0.3 | 0.46 | 0.58 | 0.74 | 0.86 | 1.15 | 1.41 | 1.56 | 1.9 | 2.27 |
| 18/08/2016 | 0.27 | 0.3 | 0.44 | 0.58 | 0.71 | 0.81 | 1.12 | 1.38 | 1.53 | 1.89 | 2.26 |
| 19/08/2016 | 0.27 | 0.3 | 0.44 | 0.59 | 0.76 | 0.88 | 1.17 | 1.43 | 1.58 | 1.93 | 2.29 |
| 22/08/2016 | 0.24 | 0.29 | 0.45 | 0.58 | 0.76 | 0.86 | 1.15 | 1.4 | 1.55 | 1.88 | 2.24 |
| 23/08/2016 | 0.28 | 0.3 | 0.45 | 0.58 | 0.74 | 0.86 | 1.15 | 1.4 | 1.55 | 1.88 | 2.24 |
| 24/08/2016 | 0.28 | 0.31 | 0.46 | 0.59 | 0.76 | 0.87 | 1.13 | 1.4 | 1.56 | 1.89 | 2.24 |
| 25/08/2016 | 0.28 | 0.33 | 0.46 | 0.6 | 0.78 | 0.89 | 1.16 | 1.43 | 1.58 | 1.91 | 2.27 |
| 26/08/2016 | 0.28 | 0.34 | 0.47 | 0.62 | 0.84 | 0.96 | 1.23 | 1.49 | 1.62 | 1.96 | 2.29 |
| 29/08/2016 | 0.25 | 0.33 | 0.49 | 0.62 | 0.81 | 0.92 | 1.18 | 1.43 | 1.57 | 1.9 | 2.22 |
| 30/08/2016 | 0.23 | 0.33 | 0.47 | 0.61 | 0.8 | 0.92 | 1.18 | 1.44 | 1.57 | 1.91 | 2.23 |
| 31/08/2016 | 0.26 | 0.33 | 0.47 | 0.61 | 0.8 | 0.92 | 1.19 | 1.45 | 1.58 | 1.9 | 2.23 |
| 01/09/2016 | 0.27 | 0.33 | 0.47 | 0.6 | 0.78 | 0.91 | 1.18 | 1.44 | 1.57 | 1.9 | 2.23 |
| 02/09/2016 | 0.25 | 0.33 | 0.45 | 0.59 | 0.8 | 0.92 | 1.2 | 1.47 | 1.6 | 1.95 | 2.28 |
| 05/09/2016 | ND | ND | ND | ND | ND | ND | ND | ND | ND | ND | ND |
| 06/09/2016 | 0.24 | 0.32 | 0.45 | 0.56 | 0.74 | 0.86 | 1.13 | 1.4 | 1.55 | 1.9 | 2.24 |
| 07/09/2016 | 0.25 | 0.34 | 0.49 | 0.57 | 0.74 | 0.86 | 1.12 | 1.39 | 1.54 | 1.89 | 2.23 |
| 08/09/2016 | 0.26 | 0.35 | 0.5 | 0.57 | 0.78 | 0.91 | 1.19 | 1.46 | 1.61 | 1.98 | 2.32 |
| 09/09/2016 | 0.24 | 0.35 | 0.51 | 0.58 | 0.79 | 0.93 | 1.23 | 1.51 | 1.67 | 2.05 | 2.39 |
| 12/09/2016 | 0.24 | 0.37 | 0.53 | 0.57 | 0.79 | 0.92 | 1.21 | 1.5 | 1.68 | 2.05 | 2.4 |
| 13/09/2016 | 0.25 | 0.36 | 0.54 | 0.63 | 0.8 | 0.95 | 1.26 | 1.56 | 1.73 | 2.12 | 2.47 |
| 14/09/2016 | 0.24 | 0.33 | 0.52 | 0.62 | 0.77 | 0.9 | 1.21 | 1.52 | 1.7 | 2.1 | 2.44 |
| 15/09/2016 | 0.2 | 0.29 | 0.49 | 0.6 | 0.74 | 0.87 | 1.2 | 1.51 | 1.71 | 2.13 | 2.48 |
| 16/09/2016 | 0.2 | 0.3 | 0.5 | 0.61 | 0.77 | 0.91 | 1.21 | 1.51 | 1.7 | 2.1 | 2.44 |
| 19/09/2016 | 0.16 | 0.3 | 0.48 | 0.6 | 0.79 | 0.92 | 1.22 | 1.52 | 1.7 | 2.1 | 2.45 |
| 20/09/2016 | 0.17 | 0.3 | 0.49 | 0.61 | 0.79 | 0.93 | 1.2 | 1.5 | 1.69 | 2.09 | 2.43 |
| 21/09/2016 | 0.12 | 0.22 | 0.44 | 0.61 | 0.79 | 0.92 | 1.2 | 1.48 | 1.66 | 2.06 | 2.39 |
| 22/09/2016 | 0.1 | 0.18 | 0.39 | 0.6 | 0.79 | 0.91 | 1.18 | 1.46 | 1.63 | 2.02 | 2.34 |
| 23/09/2016 | 0.09 | 0.18 | 0.4 | 0.6 | 0.77 | 0.9 | 1.16 | 1.44 | 1.62 | 2.02 | 2.34 |
| 26/09/2016 | 0.12 | 0.25 | 0.42 | 0.58 | 0.76 | 0.87 | 1.13 | 1.41 | 1.59 | 2 | 2.32 |
| 27/09/2016 | 0.16 | 0.26 | 0.42 | 0.58 | 0.75 | 0.86 | 1.12 | 1.39 | 1.56 | 1.96 | 2.28 |
| 28/09/2016 | 0.14 | 0.27 | 0.44 | 0.6 | 0.75 | 0.87 | 1.13 | 1.41 | 1.57 | 1.96 | 2.29 |
| 29/09/2016 | 0.12 | 0.26 | 0.43 | 0.59 | 0.73 | 0.85 | 1.12 | 1.39 | 1.56 | 1.95 | 2.28 |
| 30/09/2016 | 0.2 | 0.29 | 0.45 | 0.59 | 0.77 | 0.88 | 1.14 | 1.42 | 1.6 | 1.99 | 2.32 |
| 03/10/2016 | 0.25 | 0.32 | 0.48 | 0.63 | 0.8 | 0.91 | 1.18 | 1.46 | 1.63 | 2.01 | 2.34 |
| 04/10/2016 | 0.28 | 0.33 | 0.48 | 0.64 | 0.82 | 0.95 | 1.22 | 1.51 | 1.69 | 2.08 | 2.4 |
| 05/10/2016 | 0.26 | 0.32 | 0.48 | 0.65 | 0.85 | 0.98 | 1.26 | 1.54 | 1.72 | 2.11 | 2.44 |
| 06/10/2016 | 0.26 | 0.33 | 0.46 | 0.65 | 0.86 | 1 | 1.28 | 1.58 | 1.75 | 2.14 | 2.46 |
| 07/10/2016 | 0.26 | 0.33 | 0.46 | 0.66 | 0.83 | 0.99 | 1.26 | 1.55 | 1.73 | 2.14 | 2.46 |
| 10/10/2016 | ND | ND | ND | ND | ND | ND | ND | ND | ND | ND | ND |
| 11/10/2016 | 0.27 | 0.35 | 0.48 | 0.69 | 0.87 | 1.03 | 1.3 | 1.58 | 1.77 | 2.17 | 2.5 |
| 12/10/2016 | 0.26 | 0.37 | 0.49 | 0.68 | 0.87 | 0.99 | 1.31 | 1.6 | 1.79 | 2.19 | 2.51 |
| 13/10/2016 | 0.26 | 0.3 | 0.45 | 0.66 | 0.85 | 1 | 1.27 | 1.56 | 1.75 | 2.15 | 2.48 |
| 14/10/2016 | 0.26 | 0.32 | 0.46 | 0.66 | 0.84 | 1 | 1.28 | 1.58 | 1.8 | 2.22 | 2.55 |
| 17/10/2016 | 0.24 | 0.34 | 0.47 | 0.65 | 0.81 | 0.98 | 1.26 | 1.56 | 1.77 | 2.19 | 2.52 |
| 18/10/2016 | 0.26 | 0.34 | 0.47 | 0.66 | 0.82 | 0.96 | 1.24 | 1.54 | 1.75 | 2.18 | 2.51 |
| 19/10/2016 | 0.25 | 0.35 | 0.48 | 0.65 | 0.81 | 0.96 | 1.24 | 1.54 | 1.76 | 2.18 | 2.51 |
| 20/10/2016 | 0.25 | 0.35 | 0.48 | 0.66 | 0.84 | 0.98 | 1.26 | 1.55 | 1.76 | 2.17 | 2.5 |
| 21/10/2016 | 0.25 | 0.34 | 0.47 | 0.66 | 0.84 | 0.98 | 1.25 | 1.53 | 1.74 | 2.15 | 2.48 |
| 24/10/2016 | 0.23 | 0.33 | 0.46 | 0.66 | 0.84 | 1 | 1.27 | 1.56 | 1.77 | 2.18 | 2.52 |
| 25/10/2016 | 0.22 | 0.34 | 0.49 | 0.66 | 0.86 | 1 | 1.29 | 1.56 | 1.77 | 2.17 | 2.5 |
| 26/10/2016 | 0.25 | 0.33 | 0.49 | 0.67 | 0.86 | 1.01 | 1.3 | 1.59 | 1.79 | 2.2 | 2.53 |
| 27/10/2016 | 0.19 | 0.3 | 0.49 | 0.68 | 0.87 | 1.04 | 1.33 | 1.64 | 1.85 | 2.26 | 2.6 |
| 28/10/2016 | 0.18 | 0.3 | 0.49 | 0.66 | 0.86 | 1.02 | 1.33 | 1.63 | 1.86 | 2.27 | 2.62 |
| 31/10/2016 | 0.2 | 0.34 | 0.51 | 0.66 | 0.86 | 1 | 1.31 | 1.62 | 1.84 | 2.25 | 2.58 |
| 01/11/2016 | 0.24 | 0.35 | 0.5 | 0.65 | 0.83 | 0.99 | 1.3 | 1.61 | 1.83 | 2.24 | 2.58 |
| 02/11/2016 | 0.24 | 0.37 | 0.51 | 0.64 | 0.81 | 0.98 | 1.26 | 1.57 | 1.81 | 2.22 | 2.56 |
| 03/11/2016 | 0.24 | 0.38 | 0.52 | 0.64 | 0.81 | 0.98 | 1.26 | 1.58 | 1.82 | 2.25 | 2.6 |
| 04/11/2016 | 0.25 | 0.38 | 0.52 | 0.62 | 0.8 | 0.95 | 1.24 | 1.55 | 1.79 | 2.22 | 2.56 |
| 07/11/2016 | 0.28 | 0.41 | 0.54 | 0.63 | 0.82 | 0.99 | 1.29 | 1.6 | 1.83 | 2.26 | 2.6 |
| 08/11/2016 | 0.28 | 0.43 | 0.56 | 0.71 | 0.87 | 1.04 | 1.34 | 1.65 | 1.88 | 2.29 | 2.63 |
| 09/11/2016 | 0.3 | 0.45 | 0.56 | 0.72 | 0.9 | 1.12 | 1.49 | 1.84 | 2.07 | 2.52 | 2.88 |
| 10/11/2016 | 0.3 | 0.48 | 0.59 | 0.72 | 0.92 | 1.17 | 1.56 | 1.92 | 2.15 | 2.58 | 2.94 |
| 11/11/2016 | ND | ND | ND | ND | ND | ND | ND | ND | ND | ND | ND |
| 14/11/2016 | 0.32 | 0.55 | 0.65 | 0.77 | 1 | 1.27 | 1.66 | 2.01 | 2.23 | 2.65 | 2.99 |
| 15/11/2016 | 0.3 | 0.51 | 0.61 | 0.78 | 1.02 | 1.28 | 1.68 | 2.03 | 2.23 | 2.64 | 2.97 |
| 16/11/2016 | 0.32 | 0.47 | 0.62 | 0.76 | 1 | 1.28 | 1.68 | 2.03 | 2.22 | 2.61 | 2.92 |
| 17/11/2016 | 0.3 | 0.44 | 0.61 | 0.77 | 1.04 | 1.31 | 1.73 | 2.08 | 2.29 | 2.69 | 3.01 |
| 18/11/2016 | 0.28 | 0.44 | 0.6 | 0.77 | 1.07 | 1.36 | 1.8 | 2.14 | 2.34 | 2.7 | 3.01 |
| 21/11/2016 | 0.28 | 0.46 | 0.6 | 0.78 | 1.08 | 1.36 | 1.79 | 2.13 | 2.33 | 2.69 | 3 |
| 22/11/2016 | 0.34 | 0.49 | 0.61 | 0.78 | 1.07 | 1.35 | 1.77 | 2.12 | 2.31 | 2.69 | 3 |
| 23/11/2016 | 0.35 | 0.51 | 0.63 | 0.8 | 1.12 | 1.4 | 1.83 | 2.17 | 2.36 | 2.71 | 3.02 |
| 24/11/2016 | ND | ND | ND | ND | ND | ND | ND | ND | ND | ND | ND |
| 25/11/2016 | 0.34 | 0.49 | 0.62 | 0.81 | 1.12 | 1.41 | 1.83 | 2.18 | 2.36 | 2.71 | 3.01 |
| 28/11/2016 | 0.32 | 0.48 | 0.6 | 0.79 | 1.11 | 1.38 | 1.8 | 2.13 | 2.32 | 2.68 | 2.99 |
| 29/11/2016 | 0.34 | 0.48 | 0.6 | 0.78 | 1.09 | 1.37 | 1.78 | 2.12 | 2.3 | 2.66 | 2.95 |
| 30/11/2016 | 0.38 | 0.48 | 0.62 | 0.8 | 1.11 | 1.4 | 1.83 | 2.18 | 2.37 | 2.73 | 3.02 |
| 01/12/2016 | 0.32 | 0.48 | 0.6 | 0.82 | 1.14 | 1.45 | 1.9 | 2.25 | 2.45 | 2.82 | 3.1 |
| 02/12/2016 | 0.34 | 0.49 | 0.61 | 0.8 | 1.11 | 1.4 | 1.84 | 2.2 | 2.4 | 2.78 | 3.08 |
| 05/12/2016 | 0.34 | 0.49 | 0.63 | 0.82 | 1.13 | 1.42 | 1.84 | 2.19 | 2.39 | 2.76 | 3.05 |
| 06/12/2016 | 0.35 | 0.49 | 0.63 | 0.83 | 1.12 | 1.41 | 1.84 | 2.18 | 2.39 | 2.77 | 3.08 |
| 07/12/2016 | 0.38 | 0.52 | 0.63 | 0.85 | 1.1 | 1.39 | 1.8 | 2.14 | 2.34 | 2.73 | 3.02 |
| 08/12/2016 | 0.39 | 0.51 | 0.62 | 0.84 | 1.12 | 1.4 | 1.83 | 2.2 | 2.4 | 2.81 | 3.1 |
| 09/12/2016 | 0.41 | 0.54 | 0.64 | 0.85 | 1.15 | 1.43 | 1.89 | 2.26 | 2.47 | 2.87 | 3.16 |
| 12/12/2016 | 0.42 | 0.51 | 0.64 | 0.85 | 1.15 | 1.44 | 1.9 | 2.26 | 2.49 | 2.86 | 3.16 |
| 13/12/2016 | 0.47 | 0.54 | 0.66 | 0.88 | 1.17 | 1.46 | 1.92 | 2.26 | 2.48 | 2.85 | 3.14 |
| 14/12/2016 | 0.49 | 0.55 | 0.66 | 0.92 | 1.27 | 1.57 | 2.02 | 2.34 | 2.54 | 2.86 | 3.14 |
| 15/12/2016 | 0.48 | 0.51 | 0.65 | 0.91 | 1.29 | 1.61 | 2.1 | 2.42 | 2.6 | 2.89 | 3.16 |
| 16/12/2016 | 0.46 | 0.51 | 0.65 | 0.91 | 1.28 | 1.59 | 2.07 | 2.41 | 2.6 | 2.91 | 3.19 |
| 19/12/2016 | 0.45 | 0.52 | 0.65 | 0.9 | 1.24 | 1.55 | 2.03 | 2.35 | 2.54 | 2.85 | 3.12 |
| 20/12/2016 | 0.48 | 0.52 | 0.66 | 0.9 | 1.25 | 1.56 | 2.06 | 2.38 | 2.57 | 2.88 | 3.15 |
| 21/12/2016 | 0.46 | 0.52 | 0.65 | 0.88 | 1.21 | 1.54 | 2.04 | 2.35 | 2.55 | 2.86 | 3.12 |
| 22/12/2016 | 0.42 | 0.51 | 0.65 | 0.87 | 1.22 | 1.54 | 2.04 | 2.36 | 2.55 | 2.86 | 3.12 |
| 23/12/2016 | 0.42 | 0.52 | 0.65 | 0.87 | 1.22 | 1.54 | 2.04 | 2.35 | 2.55 | 2.86 | 3.12 |
| 26/12/2016 | ND | ND | ND | ND | ND | ND | ND | ND | ND | ND | ND |
| 27/12/2016 | 0.5 | 0.51 | 0.66 | 0.89 | 1.28 | 1.58 | 2.07 | 2.37 | 2.57 | 2.88 | 3.14 |
| 28/12/2016 | 0.48 | 0.53 | 0.62 | 0.9 | 1.26 | 1.55 | 2.02 | 2.32 | 2.51 | 2.83 | 3.09 |
| 29/12/2016 | 0.39 | 0.47 | 0.62 | 0.85 | 1.22 | 1.49 | 1.96 | 2.3 | 2.49 | 2.82 | 3.08 |
| 30/12/2016 | 0.44 | 0.51 | 0.62 | 0.85 | 1.2 | 1.47 | 1.93 | 2.25 | 2.45 | 2.79 | 3.06 |
| 02/01/2017 | ND | ND | ND | ND | ND | ND | ND | ND | ND | ND | ND |
| 03/01/2017 | 0.52 | 0.53 | 0.65 | 0.89 | 1.22 | 1.5 | 1.94 | 2.26 | 2.45 | 2.78 | 3.04 |
| 04/01/2017 | 0.49 | 0.53 | 0.63 | 0.87 | 1.24 | 1.5 | 1.94 | 2.26 | 2.46 | 2.78 | 3.05 |
| 05/01/2017 | 0.51 | 0.52 | 0.62 | 0.83 | 1.17 | 1.43 | 1.86 | 2.18 | 2.37 | 2.69 | 2.96 |
| 06/01/2017 | 0.5 | 0.53 | 0.61 | 0.85 | 1.22 | 1.5 | 1.92 | 2.23 | 2.42 | 2.73 | 3 |
| 09/01/2017 | 0.5 | 0.5 | 0.6 | 0.82 | 1.21 | 1.47 | 1.89 | 2.18 | 2.38 | 2.69 | 2.97 |
| 10/01/2017 | 0.51 | 0.52 | 0.6 | 0.82 | 1.19 | 1.47 | 1.89 | 2.18 | 2.38 | 2.69 | 2.97 |
| 11/01/2017 | 0.51 | 0.52 | 0.6 | 0.82 | 1.2 | 1.47 | 1.89 | 2.18 | 2.38 | 2.68 | 2.96 |
| 12/01/2017 | 0.52 | 0.52 | 0.59 | 0.81 | 1.18 | 1.45 | 1.87 | 2.17 | 2.36 | 2.68 | 3.01 |
| 13/01/2017 | 0.52 | 0.53 | 0.61 | 0.82 | 1.21 | 1.48 | 1.9 | 2.2 | 2.4 | 2.71 | 2.99 |
| 16/01/2017 | ND | ND | ND | ND | ND | ND | ND | ND | ND | ND | ND |
| 17/01/2017 | 0.52 | 0.55 | 0.62 | 0.8 | 1.17 | 1.42 | 1.84 | 2.14 | 2.33 | 2.66 | 2.93 |
| 18/01/2017 | 0.48 | 0.53 | 0.63 | 0.82 | 1.23 | 1.51 | 1.93 | 2.24 | 2.42 | 2.74 | 3 |
| 19/01/2017 | 0.47 | 0.52 | 0.62 | 0.83 | 1.25 | 1.53 | 1.97 | 2.28 | 2.47 | 2.77 | 3.04 |
| 20/01/2017 | 0.46 | 0.5 | 0.62 | 0.82 | 1.2 | 1.5 | 1.95 | 2.28 | 2.48 | 2.79 | 3.05 |
| 23/01/2017 | 0.46 | 0.51 | 0.59 | 0.79 | 1.16 | 1.43 | 1.88 | 2.19 | 2.41 | 2.72 | 2.99 |
| 24/01/2017 | 0.5 | 0.51 | 0.62 | 0.81 | 1.21 | 1.49 | 1.94 | 2.27 | 2.47 | 2.78 | 3.05 |
| 25/01/2017 | 0.48 | 0.5 | 0.61 | 0.82 | 1.23 | 1.52 | 1.99 | 2.33 | 2.53 | 2.84 | 3.1 |
| 26/01/2017 | 0.49 | 0.51 | 0.62 | 0.82 | 1.21 | 1.49 | 1.95 | 2.3 | 2.51 | 2.82 | 3.08 |
| 27/01/2017 | 0.49 | 0.52 | 0.63 | 0.82 | 1.22 | 1.48 | 1.94 | 2.28 | 2.49 | 2.8 | 3.06 |
| 30/01/2017 | 0.49 | 0.51 | 0.63 | 0.81 | 1.22 | 1.48 | 1.94 | 2.28 | 2.49 | 2.82 | 3.08 |
| 31/01/2017 | 0.5 | 0.52 | 0.64 | 0.84 | 1.19 | 1.46 | 1.9 | 2.24 | 2.45 | 2.78 | 3.05 |
| 01/02/2017 | 0.5 | 0.51 | 0.65 | 0.83 | 1.22 | 1.49 | 1.93 | 2.27 | 2.48 | 2.8 | 3.08 |
| 02/02/2017 | 0.5 | 0.52 | 0.64 | 0.84 | 1.21 | 1.48 | 1.92 | 2.27 | 2.48 | 2.8 | 3.09 |
| 03/02/2017 | 0.49 | 0.51 | 0.63 | 0.82 | 1.21 | 1.49 | 1.93 | 2.27 | 2.49 | 2.82 | 3.11 |
| 06/02/2017 | 0.48 | 0.53 | 0.62 | 0.79 | 1.16 | 1.43 | 1.86 | 2.19 | 2.42 | 2.76 | 3.05 |
| 07/02/2017 | 0.51 | 0.53 | 0.63 | 0.8 | 1.16 | 1.43 | 1.85 | 2.17 | 2.4 | 2.74 | 3.02 |
| 08/02/2017 | 0.52 | 0.54 | 0.63 | 0.79 | 1.15 | 1.4 | 1.81 | 2.14 | 2.34 | 2.68 | 2.96 |
| 09/02/2017 | 0.51 | 0.54 | 0.64 | 0.8 | 1.2 | 1.46 | 1.88 | 2.2 | 2.4 | 2.74 | 3.02 |
| 10/02/2017 | 0.51 | 0.55 | 0.64 | 0.81 | 1.2 | 1.47 | 1.89 | 2.22 | 2.41 | 2.75 | 3.01 |
| 13/02/2017 | 0.5 | 0.52 | 0.63 | 0.82 | 1.2 | 1.48 | 1.92 | 2.24 | 2.43 | 2.77 | 3.03 |
| 14/02/2017 | 0.51 | 0.54 | 0.66 | 0.84 | 1.25 | 1.53 | 1.98 | 2.29 | 2.47 | 2.81 | 3.07 |
| 15/02/2017 | 0.53 | 0.54 | 0.67 | 0.86 | 1.27 | 1.57 | 2.01 | 2.33 | 2.51 | 2.84 | 3.09 |
| 16/02/2017 | 0.51 | 0.53 | 0.66 | 0.82 | 1.22 | 1.5 | 1.95 | 2.26 | 2.45 | 2.8 | 3.05 |
| 17/02/2017 | 0.5 | 0.53 | 0.66 | 0.82 | 1.21 | 1.48 | 1.92 | 2.23 | 2.42 | 2.78 | 3.03 |
| 20/02/2017 | ND | ND | ND | ND | ND | ND | ND | ND | ND | ND | ND |
| 21/02/2017 | 0.49 | 0.53 | 0.69 | 0.83 | 1.22 | 1.5 | 1.93 | 2.24 | 2.43 | 2.78 | 3.04 |
| 22/02/2017 | 0.47 | 0.52 | 0.68 | 0.82 | 1.22 | 1.49 | 1.92 | 2.23 | 2.42 | 2.78 | 3.04 |
| 23/02/2017 | 0.39 | 0.51 | 0.66 | 0.81 | 1.18 | 1.44 | 1.87 | 2.2 | 2.38 | 2.75 | 3.02 |
| 24/02/2017 | 0.4 | 0.52 | 0.65 | 0.8 | 1.12 | 1.38 | 1.8 | 2.12 | 2.31 | 2.69 | 2.95 |
| 27/02/2017 | 0.44 | 0.5 | 0.68 | 0.81 | 1.2 | 1.46 | 1.87 | 2.18 | 2.36 | 2.72 | 2.98 |
| 28/02/2017 | 0.4 | 0.53 | 0.69 | 0.88 | 1.22 | 1.49 | 1.89 | 2.19 | 2.36 | 2.7 | 2.97 |
| 01/03/2017 | 0.46 | 0.63 | 0.79 | 0.92 | 1.29 | 1.57 | 1.99 | 2.29 | 2.46 | 2.81 | 3.06 |
| 02/03/2017 | 0.52 | 0.67 | 0.84 | 0.98 | 1.32 | 1.6 | 2.03 | 2.32 | 2.49 | 2.84 | 3.09 |
| 03/03/2017 | 0.56 | 0.71 | 0.84 | 0.98 | 1.32 | 1.59 | 2.02 | 2.32 | 2.49 | 2.83 | 3.08 |
| 06/03/2017 | 0.56 | 0.74 | 0.83 | 0.97 | 1.31 | 1.6 | 2.02 | 2.32 | 2.49 | 2.84 | 3.1 |
| 07/03/2017 | 0.55 | 0.76 | 0.87 | 1.02 | 1.32 | 1.62 | 2.05 | 2.34 | 2.52 | 2.85 | 3.11 |
| 08/03/2017 | 0.54 | 0.73 | 0.86 | 1.03 | 1.36 | 1.65 | 2.08 | 2.38 | 2.57 | 2.89 | 3.15 |
| 09/03/2017 | 0.5 | 0.73 | 0.88 | 1.04 | 1.37 | 1.67 | 2.13 | 2.43 | 2.6 | 2.94 | 3.19 |
| 10/03/2017 | 0.6 | 0.75 | 0.89 | 1.03 | 1.36 | 1.66 | 2.11 | 2.4 | 2.58 | 2.94 | 3.16 |
| 13/03/2017 | 0.69 | 0.79 | 0.93 | 1.06 | 1.4 | 1.69 | 2.14 | 2.43 | 2.62 | 2.97 | 3.2 |
| 14/03/2017 | 0.77 | 0.78 | 0.93 | 1.06 | 1.4 | 1.68 | 2.13 | 2.42 | 2.6 | 2.94 | 3.17 |
| 15/03/2017 | 0.71 | 0.73 | 0.89 | 1.02 | 1.33 | 1.59 | 2.02 | 2.31 | 2.51 | 2.87 | 3.11 |
| 16/03/2017 | 0.68 | 0.73 | 0.89 | 1.01 | 1.35 | 1.63 | 2.05 | 2.34 | 2.53 | 2.89 | 3.14 |
| 17/03/2017 | 0.71 | 0.73 | 0.87 | 1 | 1.33 | 1.6 | 2.03 | 2.31 | 2.5 | 2.86 | 3.11 |
| 20/03/2017 | 0.7 | 0.76 | 0.89 | 1.01 | 1.3 | 1.57 | 2 | 2.28 | 2.47 | 2.83 | 3.08 |
| 21/03/2017 | 0.76 | 0.77 | 0.91 | 1 | 1.27 | 1.54 | 1.96 | 2.24 | 2.43 | 2.79 | 3.04 |
| 22/03/2017 | 0.74 | 0.77 | 0.9 | 0.99 | 1.27 | 1.52 | 1.95 | 2.22 | 2.4 | 2.76 | 3.02 |
| 23/03/2017 | 0.73 | 0.76 | 0.9 | 0.99 | 1.26 | 1.52 | 1.95 | 2.23 | 2.41 | 2.76 | 3.02 |
| 24/03/2017 | 0.73 | 0.78 | 0.89 | 1 | 1.26 | 1.52 | 1.93 | 2.22 | 2.4 | 2.74 | 3 |
| 27/03/2017 | 0.73 | 0.78 | 0.91 | 1 | 1.27 | 1.51 | 1.93 | 2.2 | 2.38 | 2.73 | 2.98 |
| 28/03/2017 | 0.75 | 0.78 | 0.92 | 1.03 | 1.3 | 1.56 | 1.97 | 2.25 | 2.42 | 2.77 | 3.02 |
| 29/03/2017 | 0.76 | 0.78 | 0.92 | 1.04 | 1.26 | 1.53 | 1.93 | 2.21 | 2.39 | 2.74 | 2.99 |
| 30/03/2017 | 0.75 | 0.78 | 0.91 | 1.03 | 1.28 | 1.55 | 1.96 | 2.25 | 2.42 | 2.78 | 3.03 |
| 31/03/2017 | 0.74 | 0.76 | 0.91 | 1.03 | 1.27 | 1.5 | 1.93 | 2.22 | 2.4 | 2.76 | 3.02 |
| 03/04/2017 | 0.73 | 0.79 | 0.92 | 1.02 | 1.24 | 1.47 | 1.88 | 2.16 | 2.35 | 2.71 | 2.98 |
| 04/04/2017 | 0.77 | 0.79 | 0.92 | 1.03 | 1.25 | 1.47 | 1.88 | 2.16 | 2.36 | 2.72 | 2.99 |
| 05/04/2017 | 0.77 | 0.8 | 0.93 | 1.03 | 1.24 | 1.44 | 1.85 | 2.14 | 2.34 | 2.71 | 2.98 |
| 06/04/2017 | 0.78 | 0.79 | 0.94 | 1.05 | 1.24 | 1.45 | 1.87 | 2.15 | 2.34 | 2.72 | 2.99 |
| 07/04/2017 | 0.77 | 0.82 | 0.95 | 1.08 | 1.29 | 1.52 | 1.92 | 2.2 | 2.38 | 2.74 | 3 |
| 10/04/2017 | 0.77 | 0.82 | 0.97 | 1.07 | 1.29 | 1.52 | 1.91 | 2.18 | 2.37 | 2.72 | 2.99 |
| 11/04/2017 | 0.74 | 0.82 | 0.94 | 1.05 | 1.24 | 1.45 | 1.84 | 2.11 | 2.32 | 2.67 | 2.93 |
| 12/04/2017 | 0.77 | 0.81 | 0.95 | 1.04 | 1.24 | 1.44 | 1.81 | 2.09 | 2.28 | 2.65 | 2.92 |
| 13/04/2017 | 0.76 | 0.81 | 0.94 | 1.03 | 1.21 | 1.4 | 1.77 | 2.05 | 2.24 | 2.62 | 2.89 |
| 14/04/2017 | ND | ND | ND | ND | ND | ND | ND | ND | ND | ND | ND |
| 17/04/2017 | 0.76 | 0.83 | 0.94 | 1.04 | 1.21 | 1.42 | 1.79 | 2.07 | 2.26 | 2.65 | 2.92 |
| 18/04/2017 | 0.76 | 0.82 | 0.94 | 1.02 | 1.18 | 1.35 | 1.71 | 1.98 | 2.18 | 2.56 | 2.84 |
| 19/04/2017 | 0.75 | 0.81 | 0.94 | 1.02 | 1.19 | 1.38 | 1.74 | 2.02 | 2.21 | 2.59 | 2.87 |
| 20/04/2017 | 0.73 | 0.79 | 0.93 | 1.01 | 1.21 | 1.41 | 1.78 | 2.06 | 2.24 | 2.61 | 2.89 |
| 21/04/2017 | 0.72 | 0.79 | 0.92 | 0.99 | 1.2 | 1.4 | 1.77 | 2.05 | 2.24 | 2.61 | 2.89 |
| 24/04/2017 | 0.74 | 0.81 | 0.96 | 1.03 | 1.25 | 1.44 | 1.81 | 2.09 | 2.28 | 2.65 | 2.93 |
| 25/04/2017 | 0.73 | 0.82 | 0.98 | 1.09 | 1.29 | 1.49 | 1.87 | 2.15 | 2.35 | 2.71 | 2.99 |
| 26/04/2017 | 0.74 | 0.83 | 0.99 | 1.07 | 1.28 | 1.46 | 1.84 | 2.12 | 2.32 | 2.69 | 2.97 |
| 27/04/2017 | 0.7 | 0.81 | 0.98 | 1.06 | 1.25 | 1.44 | 1.81 | 2.1 | 2.3 | 2.68 | 2.96 |
| 28/04/2017 | 0.68 | 0.8 | 0.99 | 1.07 | 1.28 | 1.45 | 1.81 | 2.1 | 2.29 | 2.67 | 2.96 |
| 01/05/2017 | 0.67 | 0.83 | 0.98 | 1.09 | 1.28 | 1.48 | 1.84 | 2.13 | 2.33 | 2.71 | 3 |
| 02/05/2017 | 0.72 | 0.82 | 0.99 | 1.08 | 1.27 | 1.45 | 1.81 | 2.09 | 2.29 | 2.68 | 2.97 |
| 03/05/2017 | 0.73 | 0.85 | 1 | 1.1 | 1.3 | 1.5 | 1.86 | 2.14 | 2.33 | 2.7 | 2.97 |
| 04/05/2017 | 0.71 | 0.86 | 1 | 1.11 | 1.32 | 1.51 | 1.88 | 2.17 | 2.36 | 2.73 | 3 |
| 05/05/2017 | 0.71 | 0.9 | 1.01 | 1.1 | 1.32 | 1.52 | 1.89 | 2.17 | 2.36 | 2.73 | 2.99 |
| 08/05/2017 | 0.73 | 0.91 | 1.02 | 1.12 | 1.33 | 1.53 | 1.91 | 2.19 | 2.39 | 2.76 | 3.02 |
| 09/05/2017 | 0.74 | 0.91 | 1.04 | 1.14 | 1.37 | 1.57 | 1.94 | 2.22 | 2.42 | 2.79 | 3.04 |
| 10/05/2017 | 0.71 | 0.9 | 1.04 | 1.13 | 1.35 | 1.56 | 1.94 | 2.22 | 2.41 | 2.79 | 3.03 |
| 11/05/2017 | 0.68 | 0.89 | 1.04 | 1.13 | 1.35 | 1.55 | 1.93 | 2.2 | 2.39 | 2.78 | 3.03 |
| 12/05/2017 | 0.69 | 0.88 | 1.03 | 1.11 | 1.29 | 1.49 | 1.85 | 2.13 | 2.33 | 2.74 | 2.98 |
| 15/05/2017 | 0.73 | 0.9 | 1.02 | 1.11 | 1.31 | 1.49 | 1.86 | 2.14 | 2.34 | 2.76 | 3 |
| 16/05/2017 | 0.72 | 0.9 | 1.04 | 1.11 | 1.29 | 1.48 | 1.86 | 2.13 | 2.33 | 2.74 | 2.99 |
| 17/05/2017 | 0.72 | 0.9 | 1 | 1.08 | 1.26 | 1.42 | 1.76 | 2.03 | 2.22 | 2.65 | 2.91 |
| 18/05/2017 | 0.73 | 0.93 | 1.02 | 1.09 | 1.27 | 1.44 | 1.78 | 2.04 | 2.23 | 2.64 | 2.9 |
| 19/05/2017 | 0.71 | 0.92 | 1.03 | 1.1 | 1.28 | 1.45 | 1.79 | 2.05 | 2.23 | 2.63 | 2.9 |
| 22/05/2017 | 0.7 | 0.93 | 1.05 | 1.12 | 1.29 | 1.45 | 1.8 | 2.06 | 2.25 | 2.64 | 2.91 |
| 23/05/2017 | 0.76 | 0.92 | 1.08 | 1.14 | 1.31 | 1.49 | 1.84 | 2.1 | 2.29 | 2.68 | 2.95 |
| 24/05/2017 | 0.76 | 0.93 | 1.07 | 1.18 | 1.29 | 1.46 | 1.79 | 2.07 | 2.26 | 2.65 | 2.92 |
| 25/05/2017 | 0.72 | 0.94 | 1.08 | 1.16 | 1.3 | 1.46 | 1.78 | 2.06 | 2.25 | 2.65 | 2.92 |
| 26/05/2017 | 0.75 | 0.94 | 1.08 | 1.17 | 1.3 | 1.46 | 1.79 | 2.06 | 2.25 | 2.65 | 2.92 |
| 29/05/2017 | ND | ND | ND | ND | ND | ND | ND | ND | ND | ND | ND |
| 30/05/2017 | 0.77 | 0.93 | 1.07 | 1.16 | 1.28 | 1.44 | 1.76 | 2.02 | 2.21 | 2.61 | 2.88 |
| 31/05/2017 | 0.86 | 0.98 | 1.08 | 1.17 | 1.28 | 1.44 | 1.75 | 2.02 | 2.21 | 2.6 | 2.87 |
| 01/06/2017 | 0.82 | 0.98 | 1.07 | 1.16 | 1.28 | 1.45 | 1.76 | 2.02 | 2.21 | 2.6 | 2.87 |
| 02/06/2017 | 0.82 | 0.98 | 1.06 | 1.16 | 1.28 | 1.42 | 1.71 | 1.96 | 2.15 | 2.53 | 2.8 |
| 05/06/2017 | 0.83 | 0.96 | 1.06 | 1.16 | 1.32 | 1.45 | 1.74 | 1.99 | 2.18 | 2.56 | 2.84 |
| 06/06/2017 | 0.83 | 0.97 | 1.08 | 1.16 | 1.3 | 1.42 | 1.71 | 1.95 | 2.14 | 2.53 | 2.81 |
| 07/06/2017 | 0.84 | 1 | 1.09 | 1.17 | 1.32 | 1.45 | 1.74 | 1.99 | 2.18 | 2.56 | 2.84 |
| 08/06/2017 | 0.8 | 1.01 | 1.11 | 1.19 | 1.33 | 1.47 | 1.75 | 2 | 2.19 | 2.57 | 2.85 |
| 09/06/2017 | 0.8 | 1.01 | 1.13 | 1.2 | 1.35 | 1.5 | 1.77 | 2.02 | 2.21 | 2.59 | 2.86 |
| 12/06/2017 | 0.82 | 0.98 | 1.09 | 1.19 | 1.35 | 1.5 | 1.78 | 2.02 | 2.21 | 2.59 | 2.86 |
| 13/06/2017 | 0.89 | 1 | 1.12 | 1.22 | 1.38 | 1.51 | 1.79 | 2.02 | 2.21 | 2.6 | 2.87 |
| 14/06/2017 | 0.9 | 1.01 | 1.12 | 1.2 | 1.35 | 1.48 | 1.74 | 1.96 | 2.15 | 2.53 | 2.79 |
| 15/06/2017 | 0.86 | 1.02 | 1.13 | 1.21 | 1.35 | 1.49 | 1.76 | 1.98 | 2.16 | 2.52 | 2.78 |
| 16/06/2017 | 0.85 | 1.03 | 1.13 | 1.21 | 1.32 | 1.48 | 1.75 | 1.97 | 2.16 | 2.52 | 2.78 |
| 19/06/2017 | 0.85 | 1.02 | 1.13 | 1.22 | 1.36 | 1.52 | 1.8 | 2.02 | 2.19 | 2.53 | 2.79 |
| 20/06/2017 | 0.88 | 1.01 | 1.14 | 1.22 | 1.36 | 1.5 | 1.77 | 1.99 | 2.16 | 2.49 | 2.74 |
| 21/06/2017 | 0.85 | 0.99 | 1.12 | 1.22 | 1.36 | 1.5 | 1.78 | 2 | 2.16 | 2.48 | 2.73 |
| 22/06/2017 | 0.8 | 0.96 | 1.1 | 1.22 | 1.34 | 1.48 | 1.76 | 1.98 | 2.15 | 2.47 | 2.72 |
| 23/06/2017 | 0.76 | 0.97 | 1.1 | 1.21 | 1.34 | 1.48 | 1.77 | 1.98 | 2.15 | 2.48 | 2.71 |
| 26/06/2017 | 0.81 | 0.99 | 1.1 | 1.2 | 1.36 | 1.48 | 1.77 | 1.97 | 2.14 | 2.46 | 2.7 |
| 27/06/2017 | 0.89 | 1 | 1.13 | 1.22 | 1.38 | 1.53 | 1.83 | 2.04 | 2.21 | 2.52 | 2.75 |
| 28/06/2017 | 0.89 | 1.02 | 1.12 | 1.21 | 1.34 | 1.51 | 1.81 | 2.05 | 2.22 | 2.55 | 2.77 |
| 29/06/2017 | 0.88 | 1.04 | 1.14 | 1.23 | 1.38 | 1.53 | 1.85 | 2.1 | 2.27 | 2.59 | 2.82 |
| 30/06/2017 | 0.84 | 1.03 | 1.14 | 1.24 | 1.38 | 1.55 | 1.89 | 2.14 | 2.31 | 2.61 | 2.84 |
| 03/07/2017 | 0.96 | 1.06 | 1.13 | 1.24 | 1.41 | 1.6 | 1.93 | 2.19 | 2.35 | 2.65 | 2.86 |
| 04/07/2017 | ND | ND | ND | ND | ND | ND | ND | ND | ND | ND | ND |
| 05/07/2017 | 0.97 | 1.05 | 1.15 | 1.24 | 1.41 | 1.59 | 1.92 | 2.17 | 2.33 | 2.63 | 2.85 |
| 06/07/2017 | 0.95 | 1.04 | 1.14 | 1.23 | 1.4 | 1.6 | 1.94 | 2.21 | 2.37 | 2.68 | 2.9 |
| 07/07/2017 | 0.94 | 1.05 | 1.14 | 1.22 | 1.4 | 1.6 | 1.95 | 2.22 | 2.39 | 2.71 | 2.93 |
| 10/07/2017 | 0.95 | 1.04 | 1.13 | 1.23 | 1.4 | 1.59 | 1.93 | 2.2 | 2.38 | 2.7 | 2.93 |

| | | | | | | | | | | | |
|---|---|---|---|---|---|---|---|---|---|---|---|
| 10/02/2020 | 1.58 | 1.58 | 1.58 | 1.45 | 1.37 | 1.36 | 1.38 | 1.47 | 1.56 | 1.87 | 2.03 |
| 11/02/2020 | 1.57 | 1.57 | 1.55 | 1.48 | 1.41 | 1.39 | 1.4 | 1.5 | 1.59 | 1.89 | 2.05 |
| 12/02/2020 | 1.57 | 1.58 | 1.56 | 1.49 | 1.44 | 1.42 | 1.45 | 1.55 | 1.62 | 1.93 | 2.09 |
| 13/02/2020 | 1.59 | 1.59 | 1.56 | 1.48 | 1.44 | 1.42 | 1.43 | 1.53 | 1.61 | 1.91 | 2.07 |
| 14/02/2020 | 1.6 | 1.58 | 1.56 | 1.49 | 1.42 | 1.4 | 1.42 | 1.51 | 1.59 | 1.89 | 2.04 |
| 17/02/2020 | ND | ND | ND | ND | ND | ND | ND | ND | ND | ND | ND |
| 18/02/2020 | 1.61 | 1.58 | 1.56 | 1.47 | 1.41 | 1.37 | 1.39 | 1.48 | 1.55 | 1.85 | 2 |
| 19/02/2020 | 1.61 | 1.58 | 1.56 | 1.47 | 1.42 | 1.39 | 1.41 | 1.5 | 1.56 | 1.86 | 2.01 |
| 20/02/2020 | 1.61 | 1.58 | 1.55 | 1.46 | 1.39 | 1.35 | 1.37 | 1.45 | 1.52 | 1.81 | 1.97 |
| 21/02/2020 | 1.6 | 1.56 | 1.53 | 1.43 | 1.34 | 1.3 | 1.3 | 1.39 | 1.46 | 1.75 | 1.9 |
| 24/02/2020 | 1.6 | 1.53 | 1.49 | 1.35 | 1.26 | 1.21 | 1.21 | 1.3 | 1.38 | 1.68 | 1.84 |
| 25/02/2020 | 1.59 | 1.53 | 1.47 | 1.3 | 1.2 | 1.16 | 1.16 | 1.25 | 1.33 | 1.63 | 1.8 |
| 26/02/2020 | 1.59 | 1.53 | 1.42 | 1.26 | 1.16 | 1.14 | 1.14 | 1.25 | 1.33 | 1.64 | 1.81 |
| 27/02/2020 | 1.56 | 1.45 | 1.33 | 1.18 | 1.11 | 1.08 | 1.11 | 1.22 | 1.3 | 1.61 | 1.79 |
| 28/02/2020 | 1.45 | 1.27 | 1.11 | 0.97 | 0.86 | 0.85 | 0.89 | 1.03 | 1.13 | 1.46 | 1.65 |
| 02/03/2020 | 1.41 | 1.13 | 0.95 | 0.89 | 0.84 | 0.85 | 0.88 | 1.01 | 1.1 | 1.46 | 1.66 |
| 03/03/2020 | 1.11 | 0.95 | 0.83 | 0.73 | 0.71 | 0.72 | 0.77 | 0.91 | 1.02 | 1.44 | 1.64 |
| 04/03/2020 | 1 | 0.72 | 0.68 | 0.59 | 0.67 | 0.68 | 0.75 | 0.9 | 1.02 | 1.45 | 1.67 |
| 05/03/2020 | 0.92 | 0.62 | 0.53 | 0.48 | 0.59 | 0.61 | 0.67 | 0.81 | 0.92 | 1.34 | 1.56 |
| 06/03/2020 | 0.79 | 0.45 | 0.41 | 0.39 | 0.49 | 0.53 | 0.58 | 0.69 | 0.74 | 1.09 | 1.25 |
| 09/03/2020 | 0.57 | 0.33 | 0.27 | 0.31 | 0.38 | 0.4 | 0.46 | 0.56 | 0.54 | 0.87 | 0.99 |
| 10/03/2020 | 0.57 | 0.44 | 0.43 | 0.43 | 0.5 | 0.58 | 0.63 | 0.73 | 0.76 | 1.16 | 1.28 |
| 11/03/2020 | 0.42 | 0.42 | 0.4 | 0.4 | 0.5 | 0.58 | 0.66 | 0.78 | 0.82 | 1.13 | 1.3 |
| 12/03/2020 | 0.41 | 0.33 | 0.37 | 0.39 | 0.5 | 0.58 | 0.66 | 0.82 | 0.88 | 1.27 | 1.49 |
| 13/03/2020 | 0.33 | 0.28 | 0.38 | 0.38 | 0.49 | 0.58 | 0.7 | 0.89 | 0.94 | 1.31 | 1.56 |
| 16/03/2020 | 0.25 | 0.24 | 0.29 | 0.29 | 0.36 | 0.43 | 0.49 | 0.67 | 0.73 | 1.1 | 1.34 |
| 17/03/2020 | 0.12 | 0.19 | 0.24 | 0.3 | 0.47 | 0.54 | 0.66 | 0.91 | 1.02 | 1.45 | 1.63 |
| 18/03/2020 | 0.04 | 0.02 | 0.08 | 0.21 | 0.54 | 0.66 | 0.79 | 1.08 | 1.18 | 1.6 | 1.77 |
| 19/03/2020 | 0.04 | 0.04 | 0.06 | 0.2 | 0.44 | 0.53 | 0.66 | 1 | 1.12 | 1.56 | 1.78 |
| 20/03/2020 | 0.04 | 0.05 | 0.05 | 0.15 | 0.37 | 0.41 | 0.52 | 0.82 | 0.92 | 1.35 | 1.55 |
| 23/03/2020 | 0.01 | 0.02 | 0.08 | 0.17 | 0.28 | 0.31 | 0.38 | 0.63 | 0.76 | 1.12 | 1.33 |
| 24/03/2020 | 0.01 | 0.01 | 0.09 | 0.25 | 0.38 | 0.44 | 0.52 | 0.75 | 0.84 | 1.19 | 1.39 |
| 25/03/2020 | 0 | 0 | 0.07 | 0.19 | 0.34 | 0.41 | 0.56 | 0.77 | 0.88 | 1.23 | 1.45 |
| 26/03/2020 | 0.01 | 0 | 0.04 | 0.13 | 0.3 | 0.36 | 0.51 | 0.72 | 0.83 | 1.2 | 1.42 |
| 27/03/2020 | 0.01 | 0.03 | 0.02 | 0.11 | 0.25 | 0.3 | 0.41 | 0.6 | 0.72 | 1.09 | 1.29 |
| 30/03/2020 | 0.04 | 0.12 | 0.12 | 0.14 | 0.23 | 0.29 | 0.39 | 0.57 | 0.7 | 1.1 | 1.31 |
| 31/03/2020 | 0.05 | 0.11 | 0.15 | 0.17 | 0.23 | 0.29 | 0.37 | 0.55 | 0.7 | 1.15 | 1.35 |
| 01/04/2020 | 0.03 | 0.09 | 0.14 | 0.16 | 0.23 | 0.28 | 0.37 | 0.51 | 0.62 | 1.04 | 1.27 |
| 02/04/2020 | 0.09 | 0.09 | 0.15 | 0.14 | 0.23 | 0.29 | 0.39 | 0.53 | 0.63 | 1.04 | 1.26 |
| 03/04/2020 | 0.09 | 0.1 | 0.15 | 0.15 | 0.23 | 0.3 | 0.39 | 0.52 | 0.62 | 1.05 | 1.24 |
| 06/04/2020 | 0.09 | 0.15 | 0.17 | 0.2 | 0.27 | 0.35 | 0.44 | 0.58 | 0.67 | 1.08 | 1.27 |
| 07/04/2020 | 0.1 | 0.14 | 0.2 | 0.2 | 0.28 | 0.36 | 0.48 | 0.64 | 0.75 | 1.13 | 1.32 |
| 08/04/2020 | 0.14 | 0.22 | 0.24 | 0.23 | 0.27 | 0.34 | 0.47 | 0.65 | 0.77 | 1.18 | 1.37 |
| 09/04/2020 | 0.2 | 0.25 | 0.24 | 0.25 | 0.23 | 0.29 | 0.41 | 0.6 | 0.73 | 1.15 | 1.35 |
| 10/04/2020 | ND | ND | ND | ND | ND | ND | ND | ND | ND | ND | ND |
| 13/04/2020 | 0.17 | 0.26 | 0.27 | 0.27 | 0.25 | 0.31 | 0.44 | 0.63 | 0.76 | 1.19 | 1.39 |
| 14/04/2020 | 0.17 | 0.2 | 0.24 | 0.25 | 0.23 | 0.29 | 0.42 | 0.61 | 0.76 | 1.19 | 1.41 |
| 15/04/2020 | 0.14 | 0.14 | 0.19 | 0.19 | 0.2 | 0.24 | 0.34 | 0.49 | 0.63 | 1.06 | 1.27 |
| 16/04/2020 | 0.14 | 0.14 | 0.18 | 0.17 | 0.2 | 0.25 | 0.35 | 0.5 | 0.61 | 1.01 | 1.21 |
| 17/04/2020 | 0.12 | 0.12 | 0.16 | 0.16 | 0.2 | 0.26 | 0.36 | 0.53 | 0.65 | 1.08 | 1.27 |
| 20/04/2020 | 0.1 | 0.12 | 0.15 | 0.15 | 0.2 | 0.26 | 0.35 | 0.51 | 0.63 | 1.04 | 1.23 |
| 21/04/2020 | 0.08 | 0.11 | 0.14 | 0.17 | 0.2 | 0.24 | 0.34 | 0.48 | 0.58 | 0.98 | 1.17 |
| 22/04/2020 | 0.09 | 0.12 | 0.14 | 0.16 | 0.22 | 0.26 | 0.37 | 0.52 | 0.63 | 1.03 | 1.22 |
| 23/04/2020 | 0.09 | 0.11 | 0.14 | 0.17 | 0.22 | 0.26 | 0.37 | 0.51 | 0.61 | 0.99 | 1.18 |
| 24/04/2020 | 0.1 | 0.12 | 0.14 | 0.18 | 0.22 | 0.26 | 0.36 | 0.51 | 0.6 | 0.98 | 1.17 |
| 27/04/2020 | 0.09 | 0.12 | 0.15 | 0.17 | 0.24 | 0.29 | 0.41 | 0.56 | 0.67 | 1.06 | 1.25 |
| 28/04/2020 | 0.08 | 0.11 | 0.13 | 0.16 | 0.2 | 0.26 | 0.37 | 0.52 | 0.62 | 1 | 1.2 |
| 29/04/2020 | 0.1 | 0.1 | 0.12 | 0.18 | 0.2 | 0.24 | 0.36 | 0.52 | 0.63 | 1.02 | 1.24 |
| 30/04/2020 | 0.1 | 0.09 | 0.11 | 0.16 | 0.2 | 0.24 | 0.36 | 0.53 | 0.64 | 1.05 | 1.28 |
| 01/05/2020 | 0.1 | 0.12 | 0.12 | 0.17 | 0.2 | 0.25 | 0.36 | 0.53 | 0.64 | 1.04 | 1.27 |
| 04/05/2020 | 0.1 | 0.13 | 0.14 | 0.16 | 0.19 | 0.24 | 0.36 | 0.52 | 0.64 | 1.05 | 1.29 |
| 05/05/2020 | 0.09 | 0.13 | 0.15 | 0.16 | 0.19 | 0.24 | 0.36 | 0.53 | 0.66 | 1.07 | 1.32 |
| 06/05/2020 | 0.08 | 0.12 | 0.16 | 0.16 | 0.17 | 0.24 | 0.37 | 0.57 | 0.72 | 1.16 | 1.41 |
| 07/05/2020 | 0.1 | 0.11 | 0.14 | 0.15 | 0.13 | 0.19 | 0.29 | 0.49 | 0.63 | 1.05 | 1.31 |
| 08/05/2020 | 0.1 | 0.12 | 0.15 | 0.15 | 0.16 | 0.21 | 0.33 | 0.53 | 0.69 | 1.12 | 1.39 |
| 11/05/2020 | 0.09 | 0.12 | 0.16 | 0.16 | 0.17 | 0.24 | 0.36 | 0.56 | 0.73 | 1.16 | 1.43 |
| 12/05/2020 | 0.1 | 0.13 | 0.16 | 0.16 | 0.17 | 0.22 | 0.34 | 0.53 | 0.69 | 1.11 | 1.38 |
| 13/05/2020 | 0.1 | 0.13 | 0.15 | 0.15 | 0.16 | 0.2 | 0.31 | 0.5 | 0.64 | 1.07 | 1.35 |
| 14/05/2020 | 0.09 | 0.12 | 0.15 | 0.15 | 0.16 | 0.2 | 0.31 | 0.48 | 0.63 | 1.03 | 1.3 |
| 15/05/2020 | 0.09 | 0.12 | 0.15 | 0.15 | 0.16 | 0.19 | 0.31 | 0.49 | 0.64 | 1.05 | 1.32 |
| 18/05/2020 | 0.1 | 0.13 | 0.15 | 0.17 | 0.18 | 0.24 | 0.38 | 0.57 | 0.73 | 1.17 | 1.44 |
| 19/05/2020 | 0.09 | 0.13 | 0.15 | 0.16 | 0.17 | 0.22 | 0.35 | 0.54 | 0.7 | 1.15 | 1.43 |
| 20/05/2020 | 0.08 | 0.12 | 0.14 | 0.16 | 0.16 | 0.21 | 0.34 | 0.53 | 0.68 | 1.19 | 1.4 |
| 21/05/2020 | 0.09 | 0.12 | 0.14 | 0.16 | 0.17 | 0.21 | 0.35 | 0.53 | 0.68 | 1.16 | 1.4 |
| 22/05/2020 | 0.09 | 0.12 | 0.16 | 0.17 | 0.17 | 0.21 | 0.34 | 0.51 | 0.66 | 1.12 | 1.37 |
| 25/05/2020 | ND | ND | ND | ND | ND | ND | ND | ND | ND | ND | ND |
| 26/05/2020 | 0.1 | 0.14 | 0.17 | 0.17 | 0.18 | 0.22 | 0.35 | 0.53 | 0.69 | 1.19 | 1.43 |
| 27/05/2020 | 0.11 | 0.15 | 0.17 | 0.18 | 0.19 | 0.22 | 0.34 | 0.52 | 0.68 | 1.19 | 1.44 |
| 28/05/2020 | 0.14 | 0.15 | 0.18 | 0.17 | 0.17 | 0.22 | 0.34 | 0.54 | 0.7 | 1.23 | 1.47 |
| 29/05/2020 | 0.13 | 0.14 | 0.18 | 0.17 | 0.16 | 0.19 | 0.3 | 0.5 | 0.65 | 1.18 | 1.41 |
| 01/06/2020 | 0.12 | 0.14 | 0.18 | 0.17 | 0.14 | 0.2 | 0.31 | 0.5 | 0.66 | 1.22 | 1.46 |
| 02/06/2020 | 0.12 | 0.15 | 0.18 | 0.17 | 0.17 | 0.2 | 0.32 | 0.52 | 0.68 | 1.24 | 1.48 |
| 03/06/2020 | 0.12 | 0.16 | 0.19 | 0.17 | 0.19 | 0.26 | 0.38 | 0.59 | 0.77 | 1.32 | 1.56 |
| 04/06/2020 | 0.13 | 0.15 | 0.18 | 0.17 | 0.19 | 0.26 | 0.4 | 0.63 | 0.82 | 1.38 | 1.61 |
| 05/06/2020 | 0.13 | 0.15 | 0.18 | 0.18 | 0.22 | 0.29 | 0.47 | 0.71 | 0.91 | 1.46 | 1.68 |
| 08/06/2020 | 0.15 | 0.17 | 0.19 | 0.19 | 0.22 | 0.29 | 0.45 | 0.69 | 0.88 | 1.43 | 1.65 |
| 09/06/2020 | 0.14 | 0.19 | 0.19 | 0.19 | 0.2 | 0.25 | 0.4 | 0.65 | 0.84 | 1.37 | 1.59 |
| 10/06/2020 | 0.13 | 0.17 | 0.19 | 0.18 | 0.17 | 0.22 | 0.33 | 0.56 | 0.75 | 1.31 | 1.53 |
| 11/06/2020 | 0.14 | 0.17 | 0.18 | 0.19 | 0.19 | 0.22 | 0.32 | 0.51 | 0.66 | 1.19 | 1.41 |
| 12/06/2020 | 0.14 | 0.16 | 0.18 | 0.18 | 0.19 | 0.22 | 0.33 | 0.54 | 0.71 | 1.24 | 1.45 |
| 15/06/2020 | 0.15 | 0.18 | 0.19 | 0.17 | 0.19 | 0.22 | 0.33 | 0.54 | 0.71 | 1.24 | 1.45 |
| 16/06/2020 | 0.14 | 0.17 | 0.19 | 0.18 | 0.21 | 0.23 | 0.34 | 0.56 | 0.75 | 1.31 | 1.54 |
| 17/06/2020 | 0.13 | 0.17 | 0.18 | 0.19 | 0.19 | 0.23 | 0.34 | 0.55 | 0.74 | 1.3 | 1.52 |
| 18/06/2020 | 0.13 | 0.16 | 0.17 | 0.19 | 0.19 | 0.22 | 0.34 | 0.54 | 0.71 | 1.24 | 1.47 |
| 19/06/2020 | 0.13 | 0.15 | 0.17 | 0.18 | 0.19 | 0.22 | 0.33 | 0.53 | 0.7 | 1.23 | 1.47 |
| 22/06/2020 | 0.14 | 0.16 | 0.18 | 0.17 | 0.19 | 0.22 | 0.34 | 0.54 | 0.71 | 1.23 | 1.46 |
| 23/06/2020 | 0.12 | 0.16 | 0.17 | 0.18 | 0.18 | 0.22 | 0.33 | 0.54 | 0.72 | 1.25 | 1.49 |
| 24/06/2020 | 0.11 | 0.15 | 0.17 | 0.17 | 0.19 | 0.21 | 0.33 | 0.52 | 0.69 | 1.21 | 1.44 |
| 25/06/2020 | 0.13 | 0.16 | 0.17 | 0.17 | 0.17 | 0.21 | 0.32 | 0.53 | 0.68 | 1.2 | 1.43 |
| 26/06/2020 | 0.12 | 0.14 | 0.17 | 0.17 | 0.17 | 0.19 | 0.3 | 0.49 | 0.64 | 1.15 | 1.37 |
| 29/06/2020 | 0.11 | 0.14 | 0.18 | 0.16 | 0.16 | 0.18 | 0.28 | 0.47 | 0.64 | 1.16 | 1.39 |
| 30/06/2020 | 0.13 | 0.16 | 0.18 | 0.16 | 0.16 | 0.18 | 0.29 | 0.49 | 0.66 | 1.18 | 1.41 |
| 01/07/2020 | 0.12 | 0.14 | 0.17 | 0.16 | 0.17 | 0.19 | 0.31 | 0.52 | 0.69 | 1.2 | 1.43 |
| 02/07/2020 | 0.13 | 0.14 | 0.16 | 0.16 | 0.16 | 0.19 | 0.29 | 0.5 | 0.68 | 1.2 | 1.43 |
| 03/07/2020 | ND | ND | ND | ND | ND | ND | ND | ND | ND | ND | ND |
| 06/07/2020 | 0.12 | 0.15 | 0.16 | 0.16 | 0.16 | 0.19 | 0.31 | 0.51 | 0.69 | 1.21 | 1.45 |
| 07/07/2020 | 0.12 | 0.15 | 0.17 | 0.15 | 0.16 | 0.19 | 0.29 | 0.48 | 0.65 | 1.15 | 1.38 |
| 08/07/2020 | 0.11 | 0.15 | 0.17 | 0.15 | 0.16 | 0.19 | 0.3 | 0.49 | 0.67 | 1.16 | 1.39 |
| 09/07/2020 | 0.11 | 0.13 | 0.16 | 0.15 | 0.16 | 0.18 | 0.28 | 0.46 | 0.62 | 1.09 | 1.32 |
| 10/07/2020 | 0.1 | 0.13 | 0.15 | 0.15 | 0.16 | 0.19 | 0.3 | 0.49 | 0.65 | 1.12 | 1.33 |
| 13/07/2020 | 0.11 | 0.14 | 0.15 | 0.16 | 0.16 | 0.19 | 0.3 | 0.48 | 0.64 | 1.11 | 1.33 |
| 14/07/2020 | 0.11 | 0.15 | 0.14 | 0.17 | 0.14 | 0.19 | 0.28 | 0.47 | 0.63 | 1.09 | 1.3 |
| 15/07/2020 | 0.12 | 0.16 | 0.15 | 0.15 | 0.16 | 0.18 | 0.28 | 0.47 | 0.64 | 1.11 | 1.33 |
| 16/07/2020 | 0.12 | 0.11 | 0.13 | 0.14 | 0.16 | 0.17 | 0.28 | 0.46 | 0.62 | 1.09 | 1.31 |
| 17/07/2020 | 0.11 | 0.11 | 0.13 | 0.14 | 0.14 | 0.18 | 0.29 | 0.47 | 0.64 | 1.11 | 1.33 |
| 20/07/2020 | 0.11 | 0.13 | 0.14 | 0.14 | 0.16 | 0.18 | 0.29 | 0.47 | 0.62 | 1.1 | 1.32 |
| 21/07/2020 | 0.09 | 0.13 | 0.13 | 0.15 | 0.14 | 0.17 | 0.27 | 0.45 | 0.61 | 1.09 | 1.31 |
| 22/07/2020 | 0.09 | 0.13 | 0.14 | 0.14 | 0.14 | 0.17 | 0.27 | 0.45 | 0.6 | 1.08 | 1.29 |
| 23/07/2020 | 0.09 | 0.12 | 0.13 | 0.14 | 0.16 | 0.16 | 0.27 | 0.44 | 0.59 | 1.03 | 1.24 |
| 24/07/2020 | 0.1 | 0.11 | 0.14 | 0.16 | 0.14 | 0.17 | 0.27 | 0.44 | 0.59 | 1.03 | 1.23 |
| 27/07/2020 | 0.1 | 0.11 | 0.14 | 0.14 | 0.15 | 0.18 | 0.3 | 0.46 | 0.62 | 1.05 | 1.25 |
| 28/07/2020 | 0.09 | 0.11 | 0.12 | 0.14 | 0.14 | 0.16 | 0.26 | 0.44 | 0.59 | 1.01 | 1.22 |
| 29/07/2020 | 0.09 | 0.11 | 0.12 | 0.13 | 0.12 | 0.15 | 0.25 | 0.43 | 0.58 | 1.03 | 1.24 |
| 30/07/2020 | 0.1 | 0.09 | 0.11 | 0.11 | 0.11 | 0.14 | 0.23 | 0.4 | 0.55 | 0.98 | 1.2 |
| 31/07/2020 | 0.09 | 0.09 | 0.1 | 0.11 | 0.11 | 0.11 | 0.21 | 0.39 | 0.55 | 0.98 | 1.2 |
| 03/08/2020 | 0.09 | 0.1 | 0.11 | 0.12 | 0.11 | 0.13 | 0.22 | 0.4 | 0.56 | 1.01 | 1.23 |
| 04/08/2020 | 0.09 | 0.09 | 0.11 | 0.14 | 0.11 | 0.1 | 0.19 | 0.36 | 0.52 | 0.96 | 1.19 |
| 05/08/2020 | 0.08 | 0.1 | 0.12 | 0.12 | 0.11 | 0.13 | 0.22 | 0.39 | 0.55 | 1 | 1.22 |
| 06/08/2020 | 0.07 | 0.1 | 0.11 | 0.14 | 0.11 | 0.13 | 0.21 | 0.39 | 0.55 | 0.98 | 1.2 |
| 07/08/2020 | 0.08 | 0.1 | 0.12 | 0.14 | 0.13 | 0.14 | 0.23 | 0.41 | 0.57 | 1.01 | 1.23 |
| 10/08/2020 | 0.09 | 0.11 | 0.13 | 0.13 | 0.14 | 0.15 | 0.24 | 0.42 | 0.59 | 1.04 | 1.25 |
| 11/08/2020 | 0.08 | 0.11 | 0.12 | 0.15 | 0.16 | 0.18 | 0.27 | 0.46 | 0.64 | 1.1 | 1.32 |
| 12/08/2020 | 0.08 | 0.11 | 0.12 | 0.13 | 0.16 | 0.19 | 0.3 | 0.5 | 0.69 | 1.15 | 1.37 |
| 13/08/2020 | 0.08 | 0.1 | 0.12 | 0.14 | 0.16 | 0.19 | 0.32 | 0.52 | 0.71 | 1.2 | 1.42 |
| 14/08/2020 | 0.09 | 0.1 | 0.12 | 0.13 | 0.14 | 0.18 | 0.29 | 0.51 | 0.71 | 1.21 | 1.45 |
| 17/08/2020 | 0.09 | 0.1 | 0.12 | 0.13 | 0.14 | 0.18 | 0.29 | 0.49 | 0.69 | 1.19 | 1.43 |
| 18/08/2020 | 0.08 | 0.09 | 0.13 | 0.13 | 0.14 | 0.17 | 0.27 | 0.47 | 0.67 | 1.16 | 1.4 |
| 19/08/2020 | 0.07 | 0.11 | 0.12 | 0.13 | 0.14 | 0.17 | 0.29 | 0.48 | 0.68 | 1.2 | 1.42 |
| 20/08/2020 | 0.08 | 0.11 | 0.13 | 0.12 | 0.13 | 0.15 | 0.26 | 0.46 | 0.65 | 1.15 | 1.38 |
| 21/08/2020 | 0.07 | 0.1 | 0.12 | 0.13 | 0.16 | 0.16 | 0.27 | 0.46 | 0.64 | 1.13 | 1.35 |
| 24/08/2020 | 0.09 | 0.12 | 0.12 | 0.14 | 0.14 | 0.18 | 0.28 | 0.47 | 0.65 | 1.14 | 1.35 |
| 25/08/2020 | 0.08 | 0.11 | 0.12 | 0.13 | 0.15 | 0.18 | 0.3 | 0.49 | 0.69 | 1.18 | 1.39 |
| 26/08/2020 | 0.08 | 0.11 | 0.12 | 0.12 | 0.16 | 0.18 | 0.28 | 0.5 | 0.69 | 1.2 | 1.41 |
| 27/08/2020 | 0.09 | 0.11 | 0.11 | 0.13 | 0.16 | 0.19 | 0.31 | 0.53 | 0.74 | 1.28 | 1.5 |
| 28/08/2020 | 0.09 | 0.1 | 0.11 | 0.12 | 0.14 | 0.16 | 0.28 | 0.51 | 0.74 | 1.29 | 1.52 |
| 31/08/2020 | 0.08 | 0.11 | 0.13 | 0.12 | 0.14 | 0.15 | 0.28 | 0.5 | 0.72 | 1.26 | 1.49 |
| 01/09/2020 | 0.09 | 0.12 | 0.13 | 0.12 | 0.13 | 0.14 | 0.26 | 0.46 | 0.68 | 1.2 | 1.43 |
| 02/09/2020 | 0.1 | 0.12 | 0.12 | 0.13 | 0.14 | 0.16 | 0.26 | 0.45 | 0.66 | 1.16 | 1.38 |
| 03/09/2020 | 0.1 | 0.11 | 0.12 | 0.12 | 0.13 | 0.15 | 0.24 | 0.43 | 0.63 | 1.13 | 1.34 |
| 04/09/2020 | 0.09 | 0.11 | 0.12 | 0.13 | 0.14 | 0.18 | 0.3 | 0.5 | 0.72 | 1.25 | 1.46 |
| 07/09/2020 | ND | ND | ND | ND | ND | ND | ND | ND | ND | ND | ND |
| 08/09/2020 | 0.1 | 0.13 | 0.14 | 0.15 | 0.14 | 0.17 | 0.28 | 0.47 | 0.69 | 1.22 | 1.43 |
| 09/09/2020 | 0.1 | 0.12 | 0.14 | 0.14 | 0.14 | 0.17 | 0.28 | 0.48 | 0.71 | 1.25 | 1.45 |
| 10/09/2020 | 0.1 | 0.12 | 0.12 | 0.15 | 0.14 | 0.17 | 0.26 | 0.46 | 0.68 | 1.22 | 1.43 |
| 11/09/2020 | 0.1 | 0.11 | 0.12 | 0.13 | 0.13 | 0.16 | 0.26 | 0.45 | 0.67 | 1.21 | 1.42 |
| 14/09/2020 | 0.1 | 0.11 | 0.13 | 0.14 | 0.14 | 0.16 | 0.27 | 0.46 | 0.68 | 1.21 | 1.42 |
| 15/09/2020 | 0.09 | 0.11 | 0.12 | 0.13 | 0.14 | 0.16 | 0.27 | 0.46 | 0.68 | 1.21 | 1.43 |
| 16/09/2020 | 0.08 | 0.12 | 0.12 | 0.12 | 0.14 | 0.16 | 0.28 | 0.47 | 0.69 | 1.23 | 1.45 |
| 17/09/2020 | 0.09 | 0.09 | 0.11 | 0.12 | 0.13 | 0.16 | 0.28 | 0.47 | 0.69 | 1.22 | 1.43 |
| 18/09/2020 | 0.09 | 0.1 | 0.12 | 0.13 | 0.14 | 0.16 | 0.29 | 0.48 | 0.7 | 1.24 | 1.45 |
| 21/09/2020 | 0.09 | 0.1 | 0.11 | 0.12 | 0.14 | 0.16 | 0.27 | 0.46 | 0.68 | 1.22 | 1.43 |
| 22/09/2020 | 0.08 | 0.1 | 0.11 | 0.12 | 0.13 | 0.15 | 0.27 | 0.46 | 0.68 | 1.21 | 1.42 |
| 23/09/2020 | 0.08 | 0.11 | 0.11 | 0.13 | 0.14 | 0.15 | 0.28 | 0.46 | 0.68 | 1.21 | 1.42 |
| 24/09/2020 | 0.08 | 0.1 | 0.11 | 0.12 | 0.14 | 0.16 | 0.27 | 0.46 | 0.67 | 1.19 | 1.4 |
| 25/09/2020 | 0.08 | 0.1 | 0.11 | 0.12 | 0.12 | 0.15 | 0.26 | 0.45 | 0.66 | 1.19 | 1.4 |
| 28/09/2020 | 0.09 | 0.11 | 0.11 | 0.12 | 0.14 | 0.16 | 0.26 | 0.46 | 0.67 | 1.2 | 1.42 |
| 29/09/2020 | 0.07 | 0.09 | 0.11 | 0.12 | 0.11 | 0.13 | 0.24 | 0.44 | 0.66 | 1.19 | 1.41 |
| 30/09/2020 | 0.08 | 0.1 | 0.11 | 0.12 | 0.13 | 0.16 | 0.28 | 0.47 | 0.69 | 1.23 | 1.46 |
| 01/10/2020 | 0.09 | 0.09 | 0.1 | 0.12 | 0.14 | 0.16 | 0.27 | 0.46 | 0.68 | 1.23 | 1.45 |
| 02/10/2020 | 0.1 | 0.09 | 0.11 | 0.12 | 0.13 | 0.16 | 0.28 | 0.48 | 0.7 | 1.25 | 1.48 |
| 05/10/2020 | 0.09 | 0.1 | 0.11 | 0.12 | 0.14 | 0.19 | 0.33 | 0.55 | 0.78 | 1.34 | 1.57 |
| 06/10/2020 | 0.08 | 0.1 | 0.11 | 0.14 | 0.14 | 0.17 | 0.32 | 0.53 | 0.76 | 1.33 | 1.56 |
| 07/10/2020 | 0.08 | 0.1 | 0.12 | 0.13 | 0.16 | 0.21 | 0.35 | 0.56 | 0.81 | 1.37 | 1.6 |
| 08/10/2020 | 0.09 | 0.09 | 0.12 | 0.13 | 0.13 | 0.18 | 0.33 | 0.54 | 0.78 | 1.34 | 1.57 |
| 09/10/2020 | 0.1 | 0.1 | 0.12 | 0.15 | 0.16 | 0.2 | 0.34 | 0.55 | 0.79 | 1.34 | 1.58 |
| 12/10/2020 | ND | ND | ND | ND | ND | ND | ND | ND | ND | ND | ND |
| 13/10/2020 | 0.09 | 0.11 | 0.12 | 0.13 | 0.16 | 0.18 | 0.31 | 0.52 | 0.74 | 1.29 | 1.52 |
| 14/10/2020 | 0.1 | 0.12 | 0.12 | 0.13 | 0.14 | 0.18 | 0.3 | 0.51 | 0.73 | 1.28 | 1.5 |
| 15/10/2020 | 0.1 | 0.11 | 0.12 | 0.12 | 0.14 | 0.18 | 0.32 | 0.52 | 0.74 | 1.29 | 1.52 |
| 16/10/2020 | 0.09 | 0.11 | 0.12 | 0.12 | 0.14 | 0.18 | 0.32 | 0.53 | 0.76 | 1.3 | 1.52 |
| 19/10/2020 | 0.09 | 0.11 | 0.11 | 0.13 | 0.16 | 0.19 | 0.34 | 0.54 | 0.78 | 1.32 | 1.55 |
| 20/10/2020 | 0.08 | 0.1 | 0.12 | 0.13 | 0.14 | 0.19 | 0.34 | 0.57 | 0.81 | 1.37 | 1.6 |
| 21/10/2020 | 0.08 | 0.1 | 0.12 | 0.13 | 0.14 | 0.2 | 0.36 | 0.58 | 0.83 | 1.4 | 1.62 |
| 22/10/2020 | 0.09 | 0.09 | 0.11 | 0.13 | 0.16 | 0.21 | 0.38 | 0.62 | 0.87 | 1.43 | 1.67 |
| 23/10/2020 | 0.08 | 0.1 | 0.11 | 0.12 | 0.18 | 0.21 | 0.37 | 0.61 | 0.85 | 1.41 | 1.64 |
| 26/10/2020 | 0.08 | 0.11 | 0.12 | 0.12 | 0.16 | 0.18 | 0.35 | 0.58 | 0.81 | 1.37 | 1.59 |
| 27/10/2020 | 0.08 | 0.1 | 0.11 | 0.12 | 0.16 | 0.19 | 0.34 | 0.56 | 0.79 | 1.34 | 1.57 |
| 28/10/2020 | 0.07 | 0.1 | 0.11 | 0.12 | 0.16 | 0.19 | 0.34 | 0.56 | 0.79 | 1.34 | 1.56 |
| 29/10/2020 | 0.08 | 0.09 | 0.1 | 0.12 | 0.16 | 0.2 | 0.38 | 0.61 | 0.85 | 1.39 | 1.62 |
| 30/10/2020 | 0.08 | 0.09 | 0.11 | 0.13 | 0.14 | 0.19 | 0.38 | 0.64 | 0.88 | 1.43 | 1.65 |
| 02/11/2020 | 0.09 | 0.09 | 0.11 | 0.13 | 0.16 | 0.2 | 0.38 | 0.63 | 0.87 | 1.41 | 1.63 |
| 03/11/2020 | 0.09 | 0.1 | 0.12 | 0.14 | 0.17 | 0.21 | 0.39 | 0.65 | 0.9 | 1.44 | 1.66 |
| 04/11/2020 | 0.08 | 0.1 | 0.1 | 0.12 | 0.14 | 0.18 | 0.33 | 0.55 | 0.78 | 1.33 | 1.55 |
| 05/11/2020 | 0.09 | 0.1 | 0.1 | 0.12 | 0.14 | 0.18 | 0.33 | 0.56 | 0.79 | 1.32 | 1.54 |
| 06/11/2020 | 0.1 | 0.1 | 0.11 | 0.12 | 0.16 | 0.21 | 0.36 | 0.59 | 0.83 | 1.37 | 1.6 |
| 09/11/2020 | 0.1 | 0.11 | 0.11 | 0.12 | 0.17 | 0.25 | 0.44 | 0.7 | 0.96 | 1.51 | 1.73 |
| 10/11/2020 | 0.09 | 0.1 | 0.11 | 0.12 | 0.19 | 0.26 | 0.46 | 0.72 | 0.98 | 1.53 | 1.75 |
| 11/11/2020 | ND | ND | ND | ND | ND | ND | ND | ND | ND | ND | ND |
| 12/11/2020 | 0.1 | 0.1 | 0.1 | 0.13 | 0.17 | 0.23 | 0.4 | 0.64 | 0.88 | 1.42 | 1.64 |
| 13/11/2020 | 0.1 | 0.09 | 0.1 | 0.12 | 0.17 | 0.23 | 0.41 | 0.65 | 0.89 | 1.43 | 1.65 |
| 16/11/2020 | 0.09 | 0.09 | 0.12 | 0.12 | 0.19 | 0.24 | 0.41 | 0.66 | 0.91 | 1.44 | 1.66 |
| 17/11/2020 | 0.08 | 0.09 | 0.1 | 0.12 | 0.18 | 0.22 | 0.39 | 0.63 | 0.87 | 1.4 | 1.62 |
| 18/11/2020 | 0.07 | 0.09 | 0.1 | 0.11 | 0.16 | 0.22 | 0.4 | 0.64 | 0.88 | 1.42 | 1.62 |
| 19/11/2020 | 0.08 | 0.07 | 0.1 | 0.11 | 0.18 | 0.22 | 0.39 | 0.63 | 0.86 | 1.38 | 1.58 |
| 20/11/2020 | 0.09 | 0.07 | 0.1 | 0.11 | 0.16 | 0.21 | 0.38 | 0.62 | 0.83 | 1.33 | 1.53 |
| 23/11/2020 | 0.08 | 0.08 | 0.08 | 0.1 | 0.16 | 0.22 | 0.39 | 0.64 | 0.86 | 1.36 | 1.56 |
| 24/11/2020 | 0.08 | 0.09 | 0.1 | 0.11 | 0.16 | 0.22 | 0.39 | 0.65 | 0.88 | 1.4 | 1.6 |
| 25/11/2020 | 0.07 | 0.09 | 0.09 | 0.11 | 0.17 | 0.21 | 0.39 | 0.65 | 0.88 | 1.41 | 1.62 |
| 26/11/2020 | ND | ND | ND | ND | ND | ND | ND | ND | ND | ND | ND |
| 27/11/2020 | 0.09 | 0.09 | 0.1 | 0.11 | 0.16 | 0.2 | 0.37 | 0.61 | 0.84 | 1.36 | 1.57 |
| 30/11/2020 | 0.08 | 0.08 | 0.09 | 0.11 | 0.16 | 0.19 | 0.36 | 0.62 | 0.84 | 1.37 | 1.58 |
| 01/12/2020 | 0.07 | 0.09 | 0.1 | 0.12 | 0.17 | 0.22 | 0.42 | 0.68 | 0.92 | 1.46 | 1.66 |
| 02/12/2020 | 0.07 | 0.09 | 0.1 | 0.11 | 0.16 | 0.22 | 0.42 | 0.69 | 0.95 | 1.5 | 1.7 |
| 03/12/2020 | 0.08 | 0.08 | 0.09 | 0.1 | 0.16 | 0.21 | 0.4 | 0.67 | 0.92 | 1.46 | 1.67 |
| 04/12/2020 | 0.07 | 0.09 | 0.1 | 0.11 | 0.16 | 0.21 | 0.42 | 0.7 | 0.97 | 1.53 | 1.73 |
| 07/12/2020 | 0.09 | 0.08 | 0.1 | 0.1 | 0.14 | 0.2 | 0.4 | 0.67 | 0.94 | 1.49 | 1.69 |
| 08/12/2020 | 0.08 | 0.09 | 0.09 | 0.1 | 0.14 | 0.2 | 0.39 | 0.65 | 0.92 | 1.46 | 1.67 |
| 09/12/2020 | 0.07 | 0.08 | 0.09 | 0.1 | 0.16 | 0.21 | 0.41 | 0.68 | 0.95 | 1.48 | 1.69 |
| 10/12/2020 | 0.07 | 0.08 | 0.09 | 0.1 | 0.14 | 0.2 | 0.39 | 0.65 | 0.92 | 1.44 | 1.65 |
| 11/12/2020 | 0.08 | 0.08 | 0.08 | 0.1 | 0.11 | 0.18 | 0.37 | 0.63 | 0.9 | 1.42 | 1.63 |
| 14/12/2020 | 0.07 | 0.09 | 0.08 | 0.1 | 0.13 | 0.17 | 0.37 | 0.63 | 0.9 | 1.43 | 1.63 |
| 15/12/2020 | 0.07 | 0.08 | 0.08 | 0.09 | 0.11 | 0.18 | 0.37 | 0.64 | 0.92 | 1.45 | 1.65 |
| 16/12/2020 | 0.08 | 0.09 | 0.09 | 0.09 | 0.13 | 0.18 | 0.37 | 0.64 | 0.92 | 1.46 | 1.66 |
| 17/12/2020 | 0.08 | 0.08 | 0.09 | 0.09 | 0.13 | 0.19 | 0.38 | 0.66 | 0.94 | 1.47 | 1.68 |
| 18/12/2020 | 0.08 | 0.08 | 0.09 | 0.09 | 0.13 | 0.19 | 0.39 | 0.67 | 0.95 | 1.49 | 1.7 |
| 21/12/2020 | 0.08 | 0.09 | 0.09 | 0.09 | 0.13 | 0.18 | 0.39 | 0.66 | 0.95 | 1.48 | 1.68 |
| 22/12/2020 | 0.07 | 0.09 | 0.09 | 0.09 | 0.13 | 0.17 | 0.37 | 0.64 | 0.93 | 1.45 | 1.65 |
| 23/12/2020 | 0.07 | 0.09 | 0.09 | 0.09 | 0.13 | 0.18 | 0.38 | 0.67 | 0.96 | 1.49 | 1.7 |
| 24/12/2020 | 0.09 | 0.09 | 0.09 | 0.1 | 0.13 | 0.17 | 0.37 | 0.66 | 0.94 | 1.46 | 1.66 |
| 25/12/2020 | ND | ND | ND | ND | ND | ND | ND | ND | ND | ND | ND |
| 28/12/2020 | 0.09 | 0.11 | 0.11 | 0.11 | 0.13 | 0.17 | 0.38 | 0.65 | 0.94 | 1.46 | 1.67 |
| 29/12/2020 | 0.08 | 0.1 | 0.12 | 0.11 | 0.12 | 0.17 | 0.37 | 0.66 | 0.94 | 1.47 | 1.67 |
| 30/12/2020 | 0.06 | 0.08 | 0.09 | 0.12 | 0.12 | 0.17 | 0.37 | 0.66 | 0.93 | 1.46 | 1.66 |
| 31/12/2020 | 0.08 | 0.09 | 0.09 | 0.1 | 0.13 | 0.17 | 0.36 | 0.65 | 0.93 | 1.45 | 1.65 |
| 01/01/2021 | ND | ND | ND | ND | ND | ND | ND | ND | ND | ND | ND |
| 04/01/2021 | 0.09 | 0.09 | 0.09 | 0.1 | 0.11 | 0.16 | 0.36 | 0.64 | 0.93 | 1.46 | 1.66 |
| 05/01/2021 | 0.08 | 0.09 | 0.09 | 0.1 | 0.13 | 0.17 | 0.38 | 0.66 | 0.96 | 1.49 | 1.7 |
| 06/01/2021 | 0.09 | 0.09 | 0.09 | 0.11 | 0.14 | 0.2 | 0.43 | 0.74 | 1.04 | 1.6 | 1.81 |
| 07/01/2021 | 0.09 | 0.09 | 0.09 | 0.11 | 0.14 | 0.22 | 0.46 | 0.78 | 1.08 | 1.64 | 1.85 |
| 08/01/2021 | 0.08 | 0.08 | 0.09 | 0.1 | 0.14 | 0.24 | 0.49 | 0.81 | 1.13 | 1.67 | 1.87 |
| 11/01/2021 | 0.09 | 0.08 | 0.1 | 0.1 | 0.14 | 0.22 | 0.5 | 0.84 | 1.15 | 1.68 | 1.88 |
| 12/01/2021 | 0.09 | 0.09 | 0.09 | 0.11 | 0.14 | 0.23 | 0.5 | 0.83 | 1.15 | 1.68 | 1.88 |
| 13/01/2021 | 0.09 | 0.09 | 0.1 | 0.12 | 0.14 | 0.22 | 0.48 | 0.8 | 1.1 | 1.63 | 1.82 |
| 14/01/2021 | 0.09 | 0.09 | 0.09 | 0.1 | 0.16 | 0.23 | 0.49 | 0.82 | 1.15 | 1.69 | 1.88 |
| 15/01/2021 | 0.08 | 0.09 | 0.1 | 0.1 | 0.13 | 0.2 | 0.46 | 0.78 | 1.11 | 1.66 | 1.85 |
| 18/01/2021 | ND | ND | ND | ND | ND | ND | ND | ND | ND | ND | ND |
| 19/01/2021 | 0.07 | 0.09 | 0.11 | 0.1 | 0.14 | 0.21 | 0.45 | 0.78 | 1.1 | 1.65 | 1.84 |
| 20/01/2021 | 0.08 | 0.08 | 0.1 | 0.1 | 0.13 | 0.19 | 0.45 | 0.78 | 1.1 | 1.65 | 1.84 |
| 21/01/2021 | 0.07 | 0.09 | 0.09 | 0.1 | 0.13 | 0.19 | 0.45 | 0.79 | 1.12 | 1.68 | 1.87 |
| 22/01/2021 | 0.07 | 0.08 | 0.1 | 0.1 | 0.13 | 0.19 | 0.44 | 0.77 | 1.1 | 1.66 | 1.85 |
| 25/01/2021 | 0.07 | 0.09 | 0.09 | 0.1 | 0.13 | 0.17 | 0.42 | 0.73 | 1.05 | 1.61 | 1.8 |
| 26/01/2021 | 0.05 | 0.07 | 0.09 | 0.09 | 0.11 | 0.18 | 0.42 | 0.74 | 1.05 | 1.61 | 1.8 |
| 27/01/2021 | 0.05 | 0.08 | 0.09 | 0.09 | 0.12 | 0.18 | 0.41 | 0.72 | 1.04 | 1.6 | 1.79 |
| 28/01/2021 | 0.05 | 0.07 | 0.08 | 0.08 | 0.12 | 0.18 | 0.42 | 0.75 | 1.07 | 1.63 | 1.81 |
| 29/01/2021 | 0.07 | 0.06 | 0.07 | 0.1 | 0.11 | 0.19 | 0.45 | 0.79 | 1.11 | 1.68 | 1.87 |
| 01/02/2021 | 0.06 | 0.07 | 0.08 | 0.08 | 0.11 | 0.17 | 0.42 | 0.76 | 1.09 | 1.66 | 1.84 |
| 02/02/2021 | 0.04 | 0.07 | 0.08 | 0.08 | 0.11 | 0.18 | 0.45 | 0.79 | 1.12 | 1.69 | 1.87 |
| 03/02/2021 | 0.03 | 0.04 | 0.06 | 0.08 | 0.11 | 0.19 | 0.46 | 0.81 | 1.15 | 1.73 | 1.92 |
| 04/02/2021 | 0.03 | 0.04 | 0.06 | 0.07 | 0.11 | 0.18 | 0.46 | 0.81 | 1.15 | 1.75 | 1.93 |
| 05/02/2021 | 0.02 | 0.03 | 0.05 | 0.06 | 0.09 | 0.19 | 0.47 | 0.83 | 1.19 | 1.79 | 1.97 |
| 08/02/2021 | 0.04 | 0.05 | 0.05 | 0.07 | 0.11 | 0.2 | 0.48 | 0.83 | 1.19 | 1.78 | 1.96 |
| 09/02/2021 | 0.04 | 0.04 | 0.06 | 0.07 | 0.11 | 0.19 | 0.48 | 0.83 | 1.18 | 1.78 | 1.95 |
| 10/02/2021 | 0.05 | 0.05 | 0.06 | 0.07 | 0.11 | 0.19 | 0.46 | 0.8 | 1.15 | 1.75 | 1.92 |
| 11/02/2021 | 0.05 | 0.05 | 0.06 | 0.07 | 0.11 | 0.19 | 0.46 | 0.81 | 1.16 | 1.77 | 1.94 |
| 12/02/2021 | 0.03 | 0.04 | 0.05 | 0.06 | 0.11 | 0.2 | 0.5 | 0.85 | 1.2 | 1.83 | 2.01 |
| 15/02/2021 | ND | ND | ND | ND | ND | ND | ND | ND | ND | ND | ND |
| 16/02/2021 | 0.03 | 0.04 | 0.06 | 0.08 | 0.13 | 0.23 | 0.57 | 0.94 | 1.3 | 1.92 | 2.08 |
| 17/02/2021 | 0.03 | 0.04 | 0.06 | 0.07 | 0.11 | 0.21 | 0.57 | 0.94 | 1.29 | 1.92 | 2.06 |
| 18/02/2021 | 0.03 | 0.03 | 0.04 | 0.06 | 0.11 | 0.21 | 0.56 | 0.94 | 1.29 | 1.91 | 2.08 |
| 19/02/2021 | 0.03 | 0.04 | 0.06 | 0.07 | 0.11 | 0.22 | 0.59 | 0.98 | 1.34 | 1.98 | 2.14 |
| 22/02/2021 | 0.03 | 0.03 | 0.04 | 0.06 | 0.11 | 0.22 | 0.61 | 1 | 1.37 | 2.02 | 2.19 |
| 23/02/2021 | 0.03 | 0.04 | 0.05 | 0.08 | 0.11 | 0.22 | 0.59 | 1 | 1.37 | 2.03 | 2.21 |
| 24/02/2021 | 0.03 | 0.03 | 0.05 | 0.08 | 0.12 | 0.24 | 0.62 | 1.02 | 1.38 | 2.07 | 2.24 |
| 25/02/2021 | 0.04 | 0.04 | 0.06 | 0.09 | 0.17 | 0.34 | 0.81 | 1.23 | 1.54 | 2.25 | 2.33 |
| 26/02/2021 | 0.04 | 0.04 | 0.05 | 0.08 | 0.14 | 0.3 | 0.75 | 1.15 | 1.44 | 2.08 | 2.17 |
| 01/03/2021 | 0.03 | 0.05 | 0.07 | 0.08 | 0.13 | 0.27 | 0.71 | 1.12 | 1.45 | 2.11 | 2.23 |
| 02/03/2021 | 0.04 | 0.04 | 0.06 | 0.08 | 0.13 | 0.26 | 0.67 | 1.08 | 1.42 | 2.09 | 2.21 |
| 03/03/2021 | 0.04 | 0.05 | 0.07 | 0.08 | 0.14 | 0.29 | 0.73 | 1.14 | 1.47 | 2.12 | 2.25 |
| 04/03/2021 | 0.03 | 0.04 | 0.07 | 0.08 | 0.14 | 0.32 | 0.77 | 1.21 | 1.54 | 2.18 | 2.3 |
| 05/03/2021 | 0.04 | 0.04 | 0.07 | 0.08 | 0.14 | 0.32 | 0.79 | 1.23 | 1.56 | 2.18 | 2.28 |
| 08/03/2021 | 0.04 | 0.05 | 0.06 | 0.09 | 0.17 | 0.34 | 0.86 | 1.28 | 1.59 | 2.2 | 2.31 |
| 09/03/2021 | 0.04 | 0.05 | 0.07 | 0.1 | 0.17 | 0.35 | 0.83 | 1.23 | 1.55 | 2.16 | 2.26 |
| 10/03/2021 | 0.03 | 0.04 | 0.06 | 0.08 | 0.16 | 0.32 | 0.8 | 1.2 | 1.53 | 2.15 | 2.24 |
| 11/03/2021 | 0.04 | 0.04 | 0.05 | 0.08 | 0.14 | 0.31 | 0.78 | 1.2 | 1.54 | 2.18 | 2.29 |
| 12/03/2021 | 0.03 | 0.04 | 0.06 | 0.09 | 0.14 | 0.34 | 0.85 | 1.3 | 1.64 | 2.31 | 2.4 |
| 15/03/2021 | 0.02 | 0.04 | 0.06 | 0.08 | 0.14 | 0.33 | 0.84 | 1.28 | 1.62 | 2.27 | 2.37 |
| 16/03/2021 | 0.01 | 0.02 | 0.06 | 0.07 | 0.15 | 0.33 | 0.83 | 1.28 | 1.62 | 2.3 | 2.38 |
| 17/03/2021 | 0.01 | 0.02 | 0.05 | 0.07 | 0.13 | 0.29 | 0.8 | 1.27 | 1.63 | 2.32 | 2.42 |
| 18/03/2021 | 0.01 | 0.01 | 0.03 | 0.08 | 0.16 | 0.33 | 0.86 | 1.35 | 1.71 | 2.36 | 2.45 |
| 19/03/2021 | 0.01 | 0.01 | 0.03 | 0.07 | 0.16 | 0.33 | 0.9 | 1.38 | 1.74 | 2.36 | 2.45 |
| 22/03/2021 | 0.02 | 0.03 | 0.05 | 0.06 | 0.15 | 0.32 | 0.87 | 1.34 | 1.69 | 2.29 | 2.38 |
| 23/03/2021 | 0.02 | 0.01 | 0.04 | 0.08 | 0.15 | 0.31 | 0.83 | 1.29 | 1.63 | 2.24 | 2.34 |
| 24/03/2021 | 0.02 | 0.02 | 0.04 | 0.07 | 0.14 | 0.31 | 0.83 | 1.27 | 1.62 | 2.21 | 2.31 |
| 25/03/2021 | 0.02 | 0.02 | 0.04 | 0.07 | 0.14 | 0.3 | 0.82 | 1.29 | 1.63 | 2.24 | 2.34 |
| 26/03/2021 | 0.02 | 0.02 | 0.04 | 0.06 | 0.14 | 0.31 | 0.85 | 1.32 | 1.67 | 2.27 | 2.37 |
| 29/03/2021 | 0.02 | 0.03 | 0.04 | 0.06 | 0.14 | 0.32 | 0.89 | 1.37 | 1.73 | 2.32 | 2.43 |
| 30/03/2021 | 0.01 | 0.02 | 0.04 | 0.06 | 0.16 | 0.33 | 0.9 | 1.39 | 1.73 | 2.29 | 2.38 |
| 31/03/2021 | 0.01 | 0.03 | 0.05 | 0.07 | 0.16 | 0.35 | 0.92 | 1.4 | 1.74 | 2.31 | 2.41 |
| 01/04/2021 | 0.02 | 0.02 | 0.04 | 0.06 | 0.17 | 0.35 | 0.9 | 1.37 | 1.69 | 2.24 | 2.34 |
| 02/04/2021 | 0.02 | 0.02 | 0.04 | 0.07 | 0.19 | 0.39 | 0.97 | 1.42 | 1.72 | 2.27 | 2.35 |
| 05/04/2021 | 0.03 | 0.03 | 0.04 | 0.06 | 0.17 | 0.37 | 0.94 | 1.4 | 1.73 | 2.28 | 2.36 |
| 06/04/2021 | 0.02 | 0.02 | 0.04 | 0.06 | 0.16 | 0.35 | 0.88 | 1.34 | 1.67 | 2.24 | 2.32 |
| 07/04/2021 | 0.01 | 0.02 | 0.04 | 0.06 | 0.16 | 0.34 | 0.87 | 1.34 | 1.68 | 2.26 | 2.35 |
| 08/04/2021 | 0.02 | 0.01 | 0.04 | 0.05 | 0.14 | 0.33 | 0.85 | 1.3 | 1.64 | 2.22 | 2.32 |
| 09/04/2021 | 0.02 | 0.02 | 0.03 | 0.06 | 0.16 | 0.35 | 0.87 | 1.33 | 1.67 | 2.23 | 2.34 |
| 12/04/2021 | 0.02 | 0.02 | 0.04 | 0.06 | 0.18 | 0.38 | 0.89 | 1.35 | 1.69 | 2.24 | 2.34 |
| 13/04/2021 | 0.03 | 0.03 | 0.05 | 0.06 | 0.16 | 0.35 | 0.85 | 1.29 | 1.64 | 2.21 | 2.32 |
| 14/04/2021 | 0.02 | 0.02 | 0.04 | 0.06 | 0.16 | 0.35 | 0.87 | 1.31 | 1.64 | 2.22 | 2.32 |
| 15/04/2021 | 0.02 | 0.02 | 0.04 | 0.06 | 0.16 | 0.32 | 0.81 | 1.24 | 1.56 | 2.13 | 2.23 |
| 16/04/2021 | 0.02 | 0.02 | 0.04 | 0.06 | 0.16 | 0.34 | 0.84 | 1.26 | 1.59 | 2.15 | 2.26 |
| 19/04/2021 | 0.01 | 0.02 | 0.04 | 0.08 | 0.16 | 0.34 | 0.85 | 1.28 | 1.61 | 2.18 | 2.29 |
| 20/04/2021 | 0.01 | 0.03 | 0.04 | 0.07 | 0.15 | 0.31 | 0.81 | 1.25 | 1.58 | 2.16 | 2.27 |
| 21/04/2021 | 0 | 0.03 | 0.04 | 0.07 | 0.15 | 0.32 | 0.81 | 1.24 | 1.57 | 2.16 | 2.26 |
| 22/04/2021 | 0.02 | 0.03 | 0.04 | 0.06 | 0.16 | 0.32 | 0.81 | 1.24 | 1.57 | 2.13 | 2.24 |
| 23/04/2021 | 0.01 | 0.03 | 0.03 | 0.07 | 0.16 | 0.34 | 0.83 | 1.26 | 1.58 | 2.14 | 2.25 |
| 26/04/2021 | 0.02 | 0.03 | 0.04 | 0.06 | 0.18 | 0.35 | 0.85 | 1.27 | 1.58 | 2.13 | 2.24 |
| 27/04/2021 | 0.01 | 0.01 | 0.04 | 0.06 | 0.17 | 0.36 | 0.88 | 1.32 | 1.63 | 2.18 | 2.29 |
| 28/04/2021 | 0.01 | 0.01 | 0.04 | 0.05 | 0.17 | 0.35 | 0.86 | 1.31 | 1.63 | 2.19 | 2.29 |
| 29/04/2021 | 0.01 | 0.01 | 0.04 | 0.05 | 0.16 | 0.35 | 0.86 | 1.32 | 1.65 | 2.2 | 2.31 |
| 30/04/2021 | 0.01 | 0.01 | 0.03 | 0.05 | 0.16 | 0.35 | 0.86 | 1.32 | 1.65 | 2.19 | 2.3 |
| 03/05/2021 | 0.02 | 0.04 | 0.04 | 0.06 | 0.16 | 0.33 | 0.84 | 1.29 | 1.63 | 2.18 | 2.3 |
| 04/05/2021 | 0.01 | 0.02 | 0.04 | 0.06 | 0.16 | 0.33 | 0.82 | 1.28 | 1.61 | 2.16 | 2.27 |
| 05/05/2021 | 0.01 | 0.02 | 0.04 | 0.06 | 0.16 | 0.32 | 0.8 | 1.25 | 1.59 | 2.14 | 2.25 |
| 06/05/2021 | 0.01 | 0.02 | 0.04 | 0.05 | 0.16 | 0.32 | 0.81 | 1.25 | 1.58 | 2.14 | 2.24 |
| 07/05/2021 | 0.01 | 0.02 | 0.04 | 0.05 | 0.14 | 0.29 | 0.77 | 1.24 | 1.6 | 2.17 | 2.28 |
| 10/05/2021 | 0.02 | 0.02 | 0.04 | 0.05 | 0.16 | 0.32 | 0.8 | 1.27 | 1.63 | 2.2 | 2.32 |
| 11/05/2021 | 0.01 | 0.01 | 0.04 | 0.05 | 0.16 | 0.31 | 0.8 | 1.28 | 1.64 | 2.23 | 2.35 |
| 12/05/2021 | 0.01 | 0.02 | 0.04 | 0.05 | 0.16 | 0.35 | 0.87 | 1.34 | 1.69 | 2.29 | 2.4 |
| 13/05/2021 | 0 | 0.02 | 0.03 | 0.05 | 0.16 | 0.33 | 0.84 | 1.31 | 1.66 | 2.28 | 2.39 |
| 14/05/2021 | 0.01 | 0.01 | 0.03 | 0.06 | 0.16 | 0.33 | 0.82 | 1.29 | 1.63 | 2.25 | 2.35 |
| 17/05/2021 | 0 | 0.02 | 0.04 | 0.06 | 0.16 | 0.34 | 0.84 | 1.3 | 1.64 | 2.27 | 2.36 |
| 18/05/2021 | 0 | 0.02 | 0.03 | 0.06 | 0.16 | 0.34 | 0.83 | 1.29 | 1.64 | 2.27 | 2.37 |
| 19/05/2021 | 0 | 0.01 | 0.03 | 0.05 | 0.16 | 0.35 | 0.87 | 1.34 | 1.68 | 2.3 | 2.38 |
| 20/05/2021 | 0.01 | 0.01 | 0.03 | 0.05 | 0.15 | 0.34 | 0.83 | 1.29 | 1.63 | 2.25 | 2.34 |
| 21/05/2021 | 0 | 0.01 | 0.02 | 0.04 | 0.17 | 0.34 | 0.84 | 1.29 | 1.63 | 2.24 | 2.33 |
| 24/05/2021 | 0.01 | 0.02 | 0.03 | 0.04 | 0.15 | 0.32 | 0.82 | 1.28 | 1.61 | 2.22 | 2.31 |
| 25/05/2021 | 0.01 | 0.02 | 0.04 | 0.04 | 0.15 | 0.3 | 0.79 | 1.23 | 1.56 | 2.16 | 2.26 |

Cross Tors (Individual Shareholder Information Statistics)

Last Updated: 14/08/2020

| Name | | | |
|---|---|---|---|
| Total Holding | 100.000% | | 100.000% |
| Free Float | 100.000% | | 100.000% |
| Free Float | Holders | Holdings | |
| Total | 10,000 | 100,000,000 | |
| 1 - 1,000 (1,000 Shares) | - | - | |
| 1,001 - 2,000 (2,000 Shares) | - | - | |
| 2,001 - 3,000 (3,000 Shares) | - | - | |
| 3,001 - 4,000 (4,000 Shares) | - | - | |
| 4,001 - 5,000 (5,000 Shares) | - | - | |
| 5,001 - 10,000 (10,000 Shares) | - | - | |
| 10,001 - 20,000 (20,000 Shares) | - | - | |
| 20,001 - 30,000 (30,000 Shares) | - | - | |
| 30,001 - 40,000 (40,000 Shares) | - | - | |
| 40,001 - 50,000 (50,000 Shares) | - | - | |
| 50,001 - 100,000 (100,000 Shares) | - | - | |
| 100,001 - 200,000 (200,000 Shares) | - | - | |
| 200,001 - 300,000 (300,000 Shares) | - | - | |
| 300,001 - 400,000 (400,000 Shares) | - | - | |
| 400,001 - 500,000 (500,000 Shares) | - | - | |
| 500,001 - 1,000,000 (1,000,000 Shares) | - | - | |
| 1,000,001 - 2,000,000 (2,000,000 Shares) | - | - | |
| 2,000,001 - 3,000,000 (3,000,000 Shares) | - | - | |
| 3,000,001 - 4,000,000 (4,000,000 Shares) | - | - | |
| 4,000,001 - 5,000,000 (5,000,000 Shares) | - | - | |
| 5,000,001 - 10,000,000 (10,000,000 Shares) | - | - | |
| 10,000,001 - 20,000,000 (20,000,000 Shares) | - | - | |
| 20,000,001 - 30,000,000 (30,000,000 Shares) | - | - | |
| 30,000,001 - 40,000,000 (40,000,000 Shares) | - | - | |
| 40,000,001 - 50,000,000 (50,000,000 Shares) | - | - | |
| 50,000,001 - 100,000,000 (100,000,000 Shares) | - | - | |
| 100,000,001 - 200,000,000 (200,000,000 Shares) | - | - | |
| 200,000,001 - 300,000,000 (300,000,000 Shares) | - | - | |
| 300,000,001 - 400,000,000 (400,000,000 Shares) | - | - | |
| 400,000,001 - 500,000,000 (500,000,000 Shares) | - | - | |
| 500,000,001 - 1,000,000,000 (1,000,000,000 Shares) | - | - | |
| 1,000,000,001 - 2,000,000,000 (2,000,000,000 Shares) | - | - | |
| 2,000,000,001 - 3,000,000,000 (3,000,000,000 Shares) | - | - | |
| 3,000,000,001 - 4,000,000,000 (4,000,000,000 Shares) | - | - | |
| 4,000,000,001 - 5,000,000,000 (5,000,000,000 Shares) | - | - | |
| 5,000,000,001 - 10,000,000,000 (10,000,000,000 Shares) | - | - | |
| 10,000,000,001 - 20,000,000,000 (20,000,000,000 Shares) | - | - | |
| 20,000,000,001 - 30,000,000,000 (30,000,000,000 Shares) | - | - | |
| 30,000,000,001 - 40,000,000,000 (40,000,000,000 Shares) | - | - | |
| 40,000,000,001 - 50,000,000,000 (50,000,000,000 Shares) | - | - | |
| 50,000,000,001 - 100,000,000,000 (100,000,000,000 Shares) | - | - | |
| 100,000,000,001 - 200,000,000,000 (200,000,000,000 Shares) | - | - | |
| 200,000,000,001 - 300,000,000,000 (300,000,000,000 Shares) | - | - | |
| 300,000,000,001 - 400,000,000,000 (400,000,000,000 Shares) | - | - | |
| 400,000,000,001 - 500,000,000,000 (500,000,000,000 Shares) | - | - | |
| 500,000,000,001 - 1,000,000,000,000 (1,000,000,000,000 Shares) | - | - | |
| 1,000,000,000,001 - 2,000,000,000,000 (2,000,000,000,000 Shares) | - | - | |
| 2,000,000,000,001 - 3,000,000,000,000 (3,000,000,000,000 Shares) | - | - | |
| 3,000,000,000,001 - 4,000,000,000,000 (4,000,000,000,000 Shares) | - | - | |
| 4,000,000,000,001 - 5,000,000,000,000 (5,000,000,000,000 Shares) | - | - | |
| 5,000,000,000,001 - 10,000,000,000,000 (10,000,000,000,000 Shares) | - | - | |
| 10,000,000,000,001 - 20,000,000,000,000 (20,000,000,000,000 Shares) | - | - | |
| 20,000,000,000,001 - 30,000,000,000,000 (30,000,000,000,000 Shares) | - | - | |
| 30,000,000,000,001 - 40,000,000,000,000 (40,000,000,000,000 Shares) | - | - | |
| 40,000,000,000,001 - 50,000,000,000,000 (50,000,000,000,000 Shares) | - | - | |
| 50,000,000,000,001 - 100,000,000,000,000 (100,000,000,000,000 Shares) | - | - | |
| 100,000,000,000,001 - 200,000,000,000,000 (200,000,000,000,000 Shares) | - | - | |
| 200,000,000,000,001 - 300,000,000,000,000 (300,000,000,000,000 Shares) | - | - | |
| 300,000,000,000,001 - 400,000,000,000,000 (400,000,000,000,000 Shares) | - | - | |
| 400,000,000,000,001 - 500,000,000,000,000 (500,000,000,000,000 Shares) | - | - | |
| 500,000,000,000,001 - 1,000,000,000,000,000 (1,000,000,000,000,000 Shares) | - | - | |
| 1,000,000,000,000,001 - 2,000,000,000,000,000 (2,000,000,000,000,000 Shares) | - | - | |
| 2,000,000,000,000,001 - 3,000,000,000,000,000 (3,000,000,000,000,000 Shares) | - | - | |
| 3,000,000,000,000,001 - 4,000,000,000,000,000 (4,000,000,000,000,000 Shares) | - | - | |
| 4,000,000,000,000,001 - 5,000,000,000,000,000 (5,000,000,000,000,000 Shares) | - | - | |
| 5,000,000,000,000,001 - 10,000,000,000,000,000 (10,000,000,000,000,000 Shares) | - | - | |
| 10,000,000,000,000,001 - 20,000,000,000,000,000 (20,000,000,000,000,000 Shares) | - | - | |
| 20,000,000,000,000,001 - 30,000,000,000,000,000 (30,000,000,000,000,000 Shares) | - | - | |
| 30,000,000,000,000,001 - 40,000,000,000,000,000 (40,000,000,000,000,000 Shares) | - | - | |
| 40,000,000,000,000,001 - 50,000,000,000,000,000 (50,000,000,000,000,000 Shares) | - | - | |
| 50,000,000,000,000,001 - 100,000,000,000,000,000 (100,000,000,000,000,000 Shares) | - | - | |
| 100,000,000,000,000,001 - 200,000,000,000,000,000 (200,000,000,000,000,000 Shares) | - | - | |
| 200,000,000,000,000,001 - 300,000,000,000,000,000 (300,000,000,000,000,000 Shares) | - | - | |
| 300,000,000,000,000,001 - 400,000,000,000,000,000 (400,000,000,000,000,000 Shares) | - | - | |
| 400,000,000,000,000,001 - 500,000,000,000,000,000 (500,000,000,000,000,000 Shares) | - | - | |
| 500,000,000,000,000,001 - 1,000,000,000,000,000,000 (1,000,000,000,000,000,000 Shares) | - | - | |
| 1,000,000,000,000,000,001 - 2,000,000,000,000,000,000 (2,000,000,000,000,000,000 Shares) | - | - | |
| 2,000,000,000,000,000,001 - 3,000,000,000,000,000,000 (3,000,000,000,000,000,000 Shares) | - | - | |
| 3,000,000,000,000,000,001 - 4,000,000,000,000,000,000 (4,000,000,000,000,000,000 Shares) | - | - | |
| 4,000,000,000,000,000,001 - 5,000,000,000,000,000,000 (5,000,000,000,000,000,000 Shares) | - | - | |
| 5,000,000,000,000,000,001 - 10,000,000,000,000,000,000 (10,000,000,000,000,000,000 Shares) | - | - | |
| 10,000,000,000,000,000,001 - 20,000,000,000,000,000,000 (20,000,000,000,000,000,000 Shares) | - | - | |
| 20,000,000,000,000,000,001 - 30,000,000,000,000,000,000 (30,000,000,000,000,000,000 Shares) | - | - | |
| 30,000,000,000,000,000,001 - 40,000,000,000,000,000,000 (40,000,000,000,000,000,000 Shares) | - | - | |
| 40,000,000,000,000,000,001 - 50,000,000,000,000,000,000 (50,000,000,000,000,000,000 Shares) | - | - | |
| 50,000,000,000,000,000,001 - 100,000,000,000,000,000,000 (100,000,000,000,000,000,000 Shares) | - | - | |
| 100,000,000,000,000,000,001 - 200,000,000,000,000,000,000 (200,000,000,000,000,000,000 Shares) | - | - | |
| 200,000,000,000,000,000,001 - 300,000,000,000,000,000,000 (300,000,000,000,000,000,000 Shares) | - | - | |
| 300,000,000,000,000,000,001 - 400,000,000,000,000,000,000 (400,000,000,000,000,000,000 Shares) | - | - | |
| 400,000,000,000,000,000,001 - 500,000,000,000,000,000,000 (500,000,000,000,000,000,000 Shares) | - | - | |
| 500,000,000,000,000,000,001 - 1,000,000,000,000,000,000,000 (1,000,000,000,000,000,000,000 Shares) | - | - | |
| 1,000,000,000,000,000,000,001 - 2,000,000,000,000,000,000,000 (2,000,000,000,000,000,000,000 Shares) | - | - | |
| 2,000,000,000,000,000,000,001 - 3,000,000,000,000,000,000,000 (3,000,000,000,000,000,000,000 Shares) | - | - | |
| 3,000,000,000,000,000,000,001 - 4,000,000,000,000,000,000,000 (4,000,000,000,000,000,000,000 Shares) | - | - | |
| 4,000,000,000,000,000,000,001 - 5,000,000,000,000,000,000,000 (5,000,000,000,000,000,000,000 Shares) | - | - | |
| 5,000,000,000,000,000,000,001 - 10,000,000,000,000,000,000,000 (10,000,000,000,000,000,000,000 Shares) | - | - | |
| 10,000,000,000,000,000,000,001 - 20,000,000,000,000,000,000,000 (20,000,000,000,000,000,000,000 Shares) | - | - | |
| 20,000,000,000,000,000,000,001 - 30,000,000,000,000,000,000,000 (30,000,000,000,000,000,000,000 Shares) | - | - | |
| 30,000,000,000,000,000,000,001 - 40,000,000,000,000,000,000,000 (40,000,000,000,000,000,000,000 Shares) | - | - | |
| 40,000,000,000,000,000,000,001 - 50,000,000,000,000,000,000,000 (50,000,000,000,000,000,000,000 Shares) | - | - | |
| 50,000,000,000,000,000,000,001 - 100,000,000,000,000,000,000,000 (100,000,000,000,000,000,000,000 Shares) | - | - | |
| 100,000,000,000,000,000,000,001 - 200,000,000,000,000,000,000,000 (200,000,000,000,000,000,000,000 Shares) | - | - | |
| 200,000,000,000,000,000,000,001 - 300,000,000,000,000,000,000,000 (300,000,000,000,000,000,000,000 Shares) | - | - | |
| 300,000,000,000,000,000,000,001 - 400,000,000,000,000,000,000,000 (400,000,000,000,000,000,000,000 Shares) | - | - | |
| 400,000,000,000,000,000,000,001 - 500,000,000,000,000,000,000,000 (500,000,000,000,000,000,000,000 Shares) | - | - | |
| 500,000,000,000,000,000,000,001 - 1,000,000,000,000,000,000,000,000 (1,000,000,000,000,000,000,000,000 Shares) | - | - | |
| 1,000,000,000,000,000,000,000,001 - 2,000,000,000,000,000,000,000,000 (2,000,000,000,000,000,000,000,000 Shares) | - | - | |
| 2,000,000,000,000,000,000,000,001 - 3,000,000,000,000,000,000,000,000 (3,000,000,000,000,000,000,000,000 Shares) | - | - | |
| 3,000,000,000,000,000,000,000,001 - 4,000,000,000,000,000,000,000,000 (4,000,000,000,000,000,000,000,000 Shares) | - | - | |
| 4,000,000,000,000,000,000,000,001 - 5,000,000,000,000,000,000,000,000 (5,000,000,000,000,000,000,000,000 Shares) | - | - | |
| 5,000,000,000,000,000,000,000,001 - 10,000,000,000,000,000,000,000,000 (10,000,000,000,000,000,000,000,000 Shares) | - | - | |
| 10,000,000,000,000,000,000,000,001 - 20,000,000,000,000,000,000,000,000 (20,000,000,000,000,000,000,000,000 Shares) | - | - | |
| 20,000,000,000,000,000,000,000,001 - 30,000,000,000,000,000,000,000,000 (30,000,000,000,000,000,000,000,000 Shares) | - | - | |
| 30,000,000,000,000,000,000,000,001 - 40,000,000,000,000,000,000,000,000 (40,000,000,000,000,000,000,000,000 Shares) | - | - | |
| 40,000,000,000,000,000,000,000,001 - 50,000,000,000,000,000,000,000,000 (50,000,000,000,000,000,000,000,000 Shares) | - | - | |
| 50,000,000,000,000,000,000,000,001 - 100,000,000,000,000,000,000,000,000 (100,000,000,000,000,000,000,000,000 Shares) | - | - | |
| 100,000,000,000,000,000,000,000,001 - 200,000,000,000,000,000,000,000,000 (200,000,000,000,000,000,000,000,000 Shares) | - | - | |
| 200,000,000,000,000,000,000,000,001 - 300,000,000,000,000,000,000,000,000 (300,000,000,000,000,000,000,000,000 Shares) | - | - | |
| 300,000,000,000,000,000,000,000,001 - 400,000,000,000,000,000,000,000,000 (400,000,000,000,000,000,000,000,000 Shares) | - | - | |
| 400,000,000,000,000,000,000,000,001 - 500,000,000,000,000,000,000,000,000 (500,000,000,000,000,000,000,000,000 Shares) | - | - | |
| 500,000,000,000,000,000,000,000,001 - 1,000,000,000,000,000,000,000,000,000 (1,000,000,000,000,000,000,000,000,000 Shares) | - | - | |
| 1,000,000,000,000,000,000,000,000,001 - 2,000,000,000,000,000,000,000,000,000 (2,000,000,000,000,000,000,000,000,000 Shares) | - | - | |
| 2,000,000,000,000,000,000,000,000,001 - 3,000,000,000,000,000,000,000,000,000 (3,000,000,000,000,000,000,000,000,000 Shares) | - | - | |
| 3,000,000,000,000,000,000,000,000,001 - 4,000,000,000,000,000,000,000,000,000 (4,000,000,000,000,000,000,000,000,000 Shares) | - | - | |
| 4,000,000,000,000,000,000,000,000,001 - 5,000,000,000,000,000,000,000,000,000 (5,000,000,000,000,000,000,000,000,000 Shares) | - | - | |
| 5,000,000,000,000,000,000,000,000,001 - 10,000,000,000,000,000,000,000,000,000 (10,000,000,000,000,000,000,000,000,000 Shares) | - | - | |
| 10,000,000,000,000,000,000,000,000,001 - 20,000,000,000,000,000,000,000,000,000 (20,000,000,000,000,000,000,000,000,000 Shares) | - | - | |
| 20,000,000,000,000,000,000,000,000,001 - 30,000,000,000,000,000,000,000,000,000 (30,000,000,000,000,000,000,000,000,000 Shares) | - | - | |
| 30,000,000,000,000,000,000,000,000,001 - 40,000,000,000,000,000,000,000,000,000 (40,000,000,000,000,000,000,000,000,000 Shares) | - | - | |
| 40,000,000,000,000,000,000,000,000,001 - 50,000,000,000,000,000,000,000,000,000 (50,000,000,000,000,000,000,000,000,000 Shares) | - | - | |
| 50,000,000,000,000,000,000,000,000,001 - 100,000,000,000,000,000,000,000,000,000 (100,000,000,000,000,000,000,000,000,000 Shares) | - | - | |
| 100,000,000,000,000,000,000,000,000,001 - 200,000,000,000,000,000,000,000,000,000 (200,000,000,000,000,000,000,000,000,000 Shares) | - | - | |
| 200,000,000,000,000,000,000,000,000,001 - 300,000,000,000,000,000,000,000,000,000 (300,000,000,000,000,000,000,000,000,000 Shares) | - | - | |
| 300,000,000,000,000,000,000,000,000,001 - 400,000,000,000,000,000,000,000,000,000 (400,000,000,000,000,000,000,000,000,000 Shares) | - | - | |
| 400,000,000,000,000,000,000,000,000,001 - 500,000,000,000,000,000,000,000,000,000 (500,000,000,000,000,000,000,000,000,000 Shares) | - | - | |
| 500,000,000,000,000,000,000,000,000,001 - 1,000,000,000,000,000,000,000,000,000,000 (1,000,000,000,000,000,000,000,000,000,000 Shares) | - | - | |

| | | |
|---|---|---|
| (2014)[2011] [2013] [2014] | | 2.71 (10) |
| (2014)[2011] [2013] [2014] (1) | | 10.0 (0) |
| (2014)[2011] [2013] [2014] (2) | | 2.01 (10) 71.4 (0) |
| (2014)[2011] [2013] [2014] (3) | - | - |
| (2014)[2011] [2013] [2014] (4) | - | - |
| (2014)[2011] [2013] [2014] (5) | - | - |
| (2014)[2011] [2013] [2014] (6) | - | - |
| (2014)[2011] [2013] [2014] (7) | - | - |
| (2014)[2011] [2013] [2014] (8) | - | - |
| (2014) Tablet [2011] [2013] | | 17.0 (100) 0.0 (0) |
| (2014) Tablet [2011] [2013] (1) | | 0.0 (0) |
| (2014) Tablet [2011] [2013] (2) | | 0.01 (100) 0.0 (0) |
| (2014) Tablet [2011] [2013] (3) | | 0.01 (100) 0.0 (0) |
| (2014) Tablet [2011] [2013] (4) | | 0.01 (100) 0.0 (0) |
| (2014) Tablet [2011] [2013]

| Date | Open | High | Low | Close* | Adj Close** | Volume | LN | Año | Promedio diario | | Promedio 20 años | Días |
|---|---|---|---|---|---|---|---|---|---|---|---|---|
| Apr 04, 198 | 258.41 | 258.41 | 258.41 | 258.41 | 258.41 | - | 0.009551 | 1988 | 0.0005275 | 10.5414% | | 190 |
| Apr 05, 198 | 260.89 | 260.89 | 260.89 | 260.89 | 260.89 | - | 0.026664 | 1989 | 0.0011964 | 35.1864% | | 252 |
| Apr 06, 198 | 267.94 | 267.94 | 267.94 | 267.94 | 267.94 | - | 0.002497 | 1990 | -0.0002397 | -5.8836% | | 253 |
| Apr 07, 198 | 268.61 | 268.61 | 268.61 | 268.61 | 268.61 | - | 0.012247 | 1991 | 0.0010982 | 32.0273% | | 253 |
| Apr 08, 198 | 271.92 | 271.92 | 271.92 | 271.92 | 271.92 | - | 0.002791 | 1992 | 0.000286 | 7.5358% | | 254 |
| Apr 11, 198 | 272.68 | 272.68 | 272.68 | 272.68 | 272.68 | - | 0.004464 | 1993 | 0.0003732 | 9.9031% | | 253 |
| Apr 12, 198 | 273.9 | 273.9 | 273.9 | 273.9 | 273.9 | - | 0.000766 | 1994 | 5.849E-05 | 1.4847% | | 252 |
| Apr 13, 198 | 274.11 | 274.11 | 274.11 | 274.11 | 274.11 | - | -0.04438 | 1995 | 0.0012981 | 38.6954% | | 252 |
| Apr 14, 198 | 262.21 | 262.21 | 262.21 | 262.21 | 262.21 | - | 7.63E-05 | 1996 | 0.0007635 | 21.4014% | | 254 |
| Apr 15, 198 | 262.23 | 262.23 | 262.23 | 262.23 | 262.23 | - | -0.0021 | 1997 | 0.0011766 | 34.6721% | | 253 |
| Apr 18, 198 | 261.68 | 261.68 | 261.68 | 261.68 | 261.68 | - | -0.00494 | 1998 | 0.000975 | 27.8520% | | 252 |
| Apr 19, 198 | 260.39 | 260.39 | 260.39 | 260.39 | 260.39 | - | -0.00698 | 1999 | 0.0007233 | 19.9932% | | 252 |
| Apr 20, 198 | 258.58 | 258.58 | 258.58 | 258.58 | 258.58 | - | 0.00116 | 2000 | -0.0004536 | -10.8011% | | 252 |
| Apr 21, 198 | 258.88 | 258.88 | 258.88 | 258.88 | 258.88 | - | 0.01442 | 2001 | -0.0003719 | -8.8109% | | 248 |
| Apr 22, 198 | 262.64 | 262.64 | 262.64 | 262.64 | 262.64 | - | 0.009096 | 2002 | -0.0008844 | -19.9778% | | 252 |
| Apr 25, 198 | 265.04 | 265.04 | 265.04 | 265.04 | 265.04 | - | 0.005906 | 2003 | 0.0008588 | 24.1626% | | 252 |
| Apr 26, 198 | 266.61 | 266.61 | 266.61 | 266.61 | 266.61 | - | -0.00034 | 2004 | 0.0003896 | 10.3155% | | 252 |
| Apr 27, 198 | 266.52 | 266.52 | 266.52 | 266.52 | 266.52 | - | -0.00451 | 2005 | 0.0002873 | 7.5072% | | 252 |
| Apr 28, 198 | 265.32 | 265.32 | 265.32 | 265.32 | 265.32 | - | -0.00484 | 2006 | 0.0005153 | 13.8075% | | 251 |
| Apr 29, 198 | 264.04 | 264.04 | 264.04 | 264.04 | 264.04 | - | 0.001098 | 2007 | 0.00016 | 4.0977% | | 251 |
| May 02, 19 | 264.33 | 264.33 | 264.33 | 264.33 | 264.33 | - | 0.005884 | 2008 | -0.0016457 | -34.0563% | 12.6855% | 253 |
| May 03, 19 | 265.89 | 265.89 | 265.89 | 265.89 | 265.89 | - | -0.01005 | 2009 | 0.0008708 | 24.5396% | 10.4556% | 252 |
| May 04, 19 | 263.23 | 263.23 | 263.23 | 263.23 | 263.23 | - | -0.00529 | 2010 | 0.0005383 | 14.5277% | 9.9233% | 252 |
| May 05, 19 | 261.84 | 261.84 | 261.84 | 261.84 | 261.84 | - | -0.00479 | 2011 | 9.9156E-05 | 2.5300% | 10.9438% | 252 |
| May 06, 19 | 260.59 | 260.59 | 260.59 | 260.59 | 260.59 | - | -0.00273 | 2012 | 0.0006334 | 17.1570% | 9.4690% | 250 |
| May 09, 19 | 259.88 | 259.88 | 259.88 | 259.88 | 259.88 | - | 0.004339 | 2013 | 0.0009783 | 27.9590% | 9.9500% | 252 |
| May 10, 19 | 261.01 | 261.01 | 261.01 | 261.01 | 261.01 | - | -0.01685 | 2014 | 0.000543 | 14.6649% | 10.8528% | 252 |
| May 11, 19 | 256.65 | 256.65 | 256.65 | 256.65 | 256.65 | - | 0.00218 | 2015 | -4.941E-06 | -0.1244% | 11.5118% | 252 |
| May 12, 19 | 257.21 | 257.21 | 257.21 | 257.21 | 257.21 | - | 0.011558 | 2016 | 0.0005422 | 14.6411% | 9.5708% | 252 |
| May 13, 19 | 260.2 | 260.2 | 260.2 | 260.2 | 260.2 | - | 0.008 | 2017 | 0.0007861 | 21.8119% | 9.2328% | 251 |
| May 16, 19 | 262.29 | 262.29 | 262.29 | 262.29 | 262.29 | - | -0.01243 | 2018 | -0.0002067 | -5.0553% | 8.5898% | 251 |
| May 17, 19 | 259.05 | 259.05 | 259.05 | 259.05 | 259.05 | - | -0.01568 | 2019 | 0.0011148 | 32.4358% | 6.9444% | 252 |
| May 18, 19 | 255.02 | 255.02 | 255.02 | 255.02 | 255.02 | - | 0.005007 | 2020 | 0.0005755 | 15.6746% | 7.5666% | 253 |
| May 19, 19 | 256.3 | 256.3 | 256.3 | 256.3 | 256.3 | - | 0.001793 | 2021 | 0.0010854 | 31.4592% | 8.8904% | 252 |
| May 20, 19 | 256.76 | 256.76 | 256.76 | 256.76 | 256.76 | - | -0.00853 | 2022 | -0.0006519 | -9.6113% | 10.9039% | 155 |
| May 23, 19 | 254.58 | 254.58 | 254.58 | 254.58 | 254.58 | - | 0.010744 | | | | | |
| May 24, 19 | 257.33 | 257.33 | 257.33 | 257.33 | 257.33 | - | 0.001204 | | | | | |
| May 25, 19 | 257.64 | 257.64 | 257.64 | 257.64 | 257.64 | - | 0.003448 | | | | | |
| May 26, 19 | 258.53 | 258.53 | 258.53 | 258.53 | 258.53 | - | -0.00438 | | | | | |
| May 27, 19 | 257.4 | 257.4 | 257.4 | 257.4 | 257.4 | - | 0.034067 | | | | | |
| May 31, 19 | 266.32 | 266.32 | 266.32 | 266.32 | 266.32 | - | 0.017236 | | | | | |
| Jun 01, 198 | 270.95 | 270.95 | 270.95 | 270.95 | 270.95 | - | -0.00507 | | | | | |
| Jun 02, 198 | 269.58 | 269.58 | 269.58 | 269.58 | 269.58 | - | 0.004294 | | | | | |
| Jun 03, 198 | 270.74 | 270.74 | 270.74 | 270.74 | 270.74 | - | 0.002472 | | | | | |
| Jun 06, 198 | 271.41 | 271.41 | 271.41 | 271.41 | 271.41 | - | -0.00684 | | | | | |
| Jun 07, 198 | 269.56 | 269.56 | 269.56 | 269.56 | 269.56 | - | 0.023682 | | | | | |
| Jun 08, 198 | 276.02 | 276.02 | 276.02 | 276.02 | 276.02 | - | -0.0045 | | | | | |
| Jun 09, 198 | 274.78 | 274.78 | 274.78 | 274.78 | 274.78 | - | 0.003959 | | | | | |
| Jun 10, 198 | 275.87 | 275.87 | 275.87 | 275.87 | 275.87 | - | 0.000725 | | | | | |
| Jun 13, 198 | 276.07 | 276.07 | 276.07 | 276.07 | 276.07 | - | 0.010593 | | | | | |
| Jun 14, 198 | 279.01 | 279.01 | 279.01 | 279.01 | 279.01 | - | 0.000573 | | | | | |
| Jun 15, 198 | 279.17 | 279.17 | 279.17 | 279.17 | 279.17 | - | -0.01716 | | | | | |
| Jun 16, 198 | 274.42 | 274.42 | 274.42 | 274.42 | 274.42 | - | 0.00342 | | | | | |
| Jun 17, 198 | 275.36 | 275.36 | 275.36 | 275.36 | 275.36 | - | -0.00634 | | | | | |
| Jun 20, 198 | 273.62 | 273.62 | 273.62 | 273.62 | 273.62 | - | 0.010109 | | | | | |
| Jun 21, 198 | 276.4 | 276.4 | 276.4 | 276.4 | 276.4 | - | 0.014582 | | | | | |
| Jun 22, 198 | 280.46 | 280.46 | 280.46 | 280.46 | 280.46 | - | -0.00304 | | | | | |
| Jun 23, 198 | 279.61 | 279.61 | 279.61 | 279.61 | 279.61 | - | -0.00312 | | | | | |
| Jun 24, 198 | 278.74 | 278.74 | 278.74 | 278.74 | 278.74 | - | -0.01726 | | | | | |
| Jun 27, 198 | 273.97 | 273.97 | 273.97 | 273.97 | 273.97 | - | 0.012153 | | | | | |
| Jun 28, 198 | 277.32 | 277.32 | 277.32 | 277.32 | 277.32 | - | -0.00488 | | | | | |
| Jun 29, 198 | 275.97 | 275.97 | 275.97 | 275.97 | 275.97 | - | 0.00927 | | | | | |
| Jun 30, 198 | 278.54 | 278.54 | 278.54 | 278.54 | 278.54 | - | -0.00605 | | | | | |
| Jul 01, 198 | 276.86 | 276.86 | 276.86 | 276.86 | 276.86 | - | 0.015021 | | | | | |
| Jul 05, 198 | 281.05 | 281.05 | 281.05 | 281.05 | 281.05 | - | -0.01383 | | | | | |
| Jul 06, 198 | 277.19 | 277.19 | 277.19 | 277.19 | 277.19 | - | -0.00087 | | | | | |
| Jul 07, 198 | 276.95 | 276.95 | 276.95 | 276.95 | 276.95 | - | -0.00648 | | | | | |
| Jul 08, 198 | 275.16 | 275.16 | 275.16 | 275.16 | 275.16 | - | 0.002069 | | | | | |
| Jul 11, 198 | 275.73 | 275.73 | 275.73 | 275.73 | 275.73 | - | -0.01002 | | | | | |
| Jul 12, 198 | 272.98 | 272.98 | 272.98 | 272.98 | 272.98 | - | 0.00548 | | | | | |
| Jul 13, 198 | 274.48 | 274.48 | 274.48 | 274.48 | 274.48 | - | 0.0036 | | | | | |
| Jul 14, 198 | 275.47 | 275.47 | 275.47 | 275.47 | 275.47 | - | 0.006585 | | | | | |
| Jul 15, 198 | 277.29 | 277.29 | 277.29 | 277.29 | 277.29 | - | -0.00561 | | | | | |
| Jul 18, 198 | 275.74 | 275.74 | 275.74 | 275.74 | 275.74 | - | -0.0075 | | | | | |
| Jul 19, 198 | 273.68 | 273.68 | 273.68 | 273.68 | 273.68 | - | 0.005648 | | | | | |
| Jul 20, 198 | 275.23 | 275.23 | 275.23 | 275.23 | 275.23 | - | -0.01243 | | | | | |
| Jul 21, 198 | 271.83 | 271.83 | 271.83 | 271.83 | 271.83 | - | -0.01192 | | | | | |
| Jul 22, 198 | 268.61 | 268.61 | 268.61 | 268.61 | 268.61 | - | 0.004754 | | | | | |
| Jul 25, 198 | 269.89 | 269.89 | 269.89 | 269.89 | 269.89 | - | 0.002073 | | | | | |
| Jul 26, 198 | 270.45 | 270.45 | 270.45 | 270.45 | 270.45 | - | -0.01 | | | | | |
| Jul 27, 198 | 267.76 | 267.76 | 267.76 | 267.76 | 267.76 | - | 0.013318 | | | | | |
| Jul 28, 198 | 271.35 | 271.35 | 271.35 | 271.35 | 271.35 | - | 0.022375 | | | | | |
| Jul 29, 198 | 277.49 | 277.49 | 277.49 | 277.49 | 277.49 | - | 0.000973 | | | | | |
| Aug 01, 198 | 277.76 | 277.76 | 277.76 | 277.76 | 277.76 | - | -0.00018 | | | | | |
| Aug 02, 198 | 277.71 | 277.71 | 277.71 | 277.71 | 277.71 | - | 0.003487 | | | | | |
| Aug 03, 198 | 278.68 | 278.68 | 278.68 | 278.68 | 278.68 | - | -0.00313 | | | | | |
| Aug 04, 198 | 277.81 | 277.81 | 277.81 | 277.81 | 277.81 | - | -0.00267 | | | | | |
| Aug 05, 198 | 277.07 | 277.07 | 277.07 | 277.07 | 277.07 | - | -0.00401 | | | | | |
| Aug 08, 198 | 275.96 | 275.96 | 275.96 | 275.96 | 275.96 | - | -0.01236 | | | | | |
| Aug 09, 198 | 272.57 | 272.57 | 272.57 | 272.57 | 272.57 | - | -0.01732 | | | | | |
| Aug 10, 198 | 267.89 | 267.89 | 267.89 | 267.89 | 267.89 | - | 0.003391 | | | | | |
| Aug 11, 198 | 268.8 | 268.8 | 268.8 | 268.8 | 268.8 | - | -0.00074 | | | | | |
| Aug 12, 198 | 268.6 | 268.6 | 268.6 | 268.6 | 268.6 | - | -0.01436 | | | | | |
| Aug 15, 198 | 264.77 | 264.77 | 264.77 | 264.77 | 264.77 | - | 0.007375 | | | | | |
| Aug 16, 198 | 266.73 | 266.73 | 266.73 | 266.73 | 266.73 | - | 0.000824 | | | | | |
| Aug 17, 198 | 266.95 | 266.95 | 266.95 | 266.95 | 266.95 | - | 0.001086 | | | | | |
| Aug 18, 198 | 267.24 | 267.24 | 267.24 | 267.24 | 267.24 | - | -0.00296 | | | | | |
| Aug 19, 198 | 266.45 | 266.45 | 266.45 | 266.45 | 266.45 | - | -0.01235 | | | | | |
| Aug 22, 198 | 263.18 | 263.18 | 263.18 | 263.18 | 263.18 | - | 0.000456 | | | | | |
| Aug 23, 198 | 263.3 | 263.3 | 263.3 | 263.3 | 263.3 | - | 0.015601 | | | | | |
| Aug 24, 198 | 267.44 | 267.44 | 267.44 | 267.44 | 267.44 | - | -0.00743 | | | | | |
| Aug 25, 198 | 265.46 | 265.46 | 265.46 | 265.46 | 265.46 | - | 0.002183 | | | | | |
| Aug 26, 198 | 266.04 | 266.04 | 266.04 | 266.04 | 266.04 | - | 0.010544 | | | | | |
| Aug 29, 198 | 268.86 | 268.86 | 268.86 | 268.86 | 268.86 | - | 0.000818 | | | | | |
| Aug 30, 198 | 269.08 | 269.08 | 269.08 | 269.08 | 269.08 | - | -0.00376 | | | | | |
| Aug 31, 198 | 268.07 | 268.07 | 268.07 | 268.07 | 268.07 | - | -0.01208 | | | | | |
| Sep 01, 198 | 264.85 | 264.85 | 264.85 | 264.85 | 264.85 | - | 0.023656 | | | | | |
| Sep 02, 198 | 271.19 | 271.19 | 271.19 | 271.19 | 271.19 | - | 0.004342 | | | | | |
| Sep 06, 198 | 272.37 | 272.37 | 272.37 | 272.37 | 272.37 | - | 0.001064 | | | | | |
| Sep 07, 198 | 272.66 | 272.66 | 272.66 | 272.66 | 272.66 | - | 0.00011 | | | | | |
| Sep 08, 198 | 272.69 | 272.69 | 272.69 | 272.69 | 272.69 | - | 0.003989 | | | | | |
| Sep 09, 198 | 273.78 | 273.78 | 273.78 | 273.78 | 273.78 | - | -0.00135 | | | | | |
| Sep 12, 198 | 273.41 | 273.41 | 273.41 | 273.41 | 273.41 | - | 0.003687 | | | | | |
| Sep 13, 198 | 274.42 | 274.42 | 274.42 | 274.42 | 274.42 | - | 0.007045 | | | | | |
| Sep 14, 198 | 276.36 | 276.36 | 276.36 | 276.36 | 276.36 | - | -0.00435 | | | | | |
| Sep 15, 198 | 275.16 | 275.16 | 275.16 | 275.16 | 275.16 | - | 0.009405 | | | | | |
| Sep 16, 198 | 277.76 | 277.76 | 277.76 | 277.76 | 277.76 | - | -0.00676 | | | | | |
| Sep 19, 198 | 275.89 | 275.89 | 275.89 | 275.89 | 275.89 | - | 0.003763 | | | | | |
| Sep 20, 198 | 276.93 | 276.93 | 276.93 | 276.93 | 276.93 | - | 0.001804 | | | | | |
| Sep 21, 198 | 277.43 | 277.43 | 277.43 | 277.43 | 277.43 | - | -0.00365 | | | | | |
| Sep 22, 198 | 276.42 | 276.42 | 276.42 | 276.42 | 276.42 | - | 0.002168 | | | | | |
| Sep 23, 198 | 277.02 | 277.02 | 277.02 | 277.02 | 277.02 | - | -0.00253 | | | | | |
| Sep 26, 198 | 276.32 | 276.32 | 276.32 | 276.32 | 276.32 | - | -0.00225 | | | | | |
| Sep 27, 198 | 275.7 | 275.7 | 275.7 | 275.7 | 275.7 | - | 0.003078 | | | | | |
| Sep 28, 198 | 276.55 | 276.55 | 276.55 | 276.55 | 276.55 | - | 0.013041 | | | | | |
| Sep 29, 198 | 280.18 | 280.18 | 280.18 | 280.18 | 280.18 | - | -0.00247 | | | | | |
| Sep 30, 198 | 279.49 | 279.49 | 279.49 | 279.49 | 279.49 | - | -0.00143 | | | | | |
| Oct 03, 198 | 279.09 | 279.09 | 279.09 | 279.09 | 279.09 | - | -0.00265 | | | | | |
| Oct 04, 198 | 278.35 | 278.35 | 278.35 | 278.35 | 278.35 | - | 0.004552 | | | | | |
| Oct 05, 198 | 279.62 | 279.62 | 279.62 | 279.62 | 279.62 | - | 0.001965 | | | | | |
| Oct 06, 198 | 280.17 | 280.17 | 280.17 | 280.17 | 280.17 | - | 0.020735 | | | | | |
| Oct 07, 198 | 286.04 | 286.04 | 286.04 | 286.04 | 286.04 | - | 0.000594 | | | | | |
| Oct 10, 198 | 286.21 | 286.21 | 286.21 | 286.21 | 286.21 | - | -0.00108 | | | | | |
| Oct 11, 198 | 285.9 | 285.9 | 285.9 | 285.9 | 285.9 | - | -0.0143 | | | | | |
| Oct 12, 198 | 281.84 | 281.84 | 281.84 | 281.84 | 281.84 | - | 0.004531 | | | | | |
| Oct 13, 198 | 283.12 | 283.12 | 283.12 | 283.12 | 283.12 | - | 0.00113 | | | | | |
| Oct 14, 198 | 283.44 | 283.44 | 283.44 | 283.44 | 283.44 | - | 0.003346 | | | | | |
| Oct 17, 198 | 284.39 | 284.39 | 284.39 | 284.39 | 284.39 | - | 0.010737 | | | | | |
| Oct 18, 198 | 287.46 | 287.46 | 287.46 | 287.46 | 287.46 | - | -0.00866 | | | | | |
| Oct 19, 198 | 284.98 | 284.98 | 284.98 | 284.98 | 284.98 | - | 0.02111 | | | | | |
| Oct 20, 198 | 291.06 | 291.06 | 291.06 | 291.06 | 291.06 | - | 0.002779 | | | | | |
| Oct 21, 198 | 291.87 | 291.87 | 291.87 | 291.87 | 291.87 | - | -0.00474 | | | | | |
| Oct 24, 198 | 290.49 | 290.49 | 290.49 | 290.49 | 290.49 | - | 0.000447 | | | | | |
| Oct 25, 198 | 290.62 | 290.62 | 290.62 | 290.62 | 290.62 | - | -0.00331 | | | | | |
| Oct 26, 198 | 289.66 | 289.66 | 289.66 | 289.66 | 289.66 | - | -0.01468 | | | | | |
| Oct 27, 198 | 285.44 | 285.44 | 285.44 | 285.44 | 285.44 | - | 0.004579 | | | | | |
| Oct 28, 198 | 286.75 | 286.75 | 286.75 | 286.75 | 286.75 | - | 0.001812 | | | | | |
| Oct 31, 198 | 287.27 | 287.27 | 287.27 | 287.27 | 287.27 | - | 0.000835 | | | | | |
| Nov 01, 19 | 287.51 | 287.51 | 287.51 | 287.51 | 287.51 | - | 0 | | | | | |
| Nov 02, 19 | 287.51 | 287.51 | 287.51 | 287.51 | 287.51 | - | 0.000695 | | | | | |
| Nov 03, 19 | 287.71 | 287.71 | 287.71 | 287.71 | 287.71 | - | -0.00957 | | | | | |
| Nov 04, 19 | 284.97 | 284.97 | 284.97 | 284.97 | 284.97 | - | -0.00817 | | | | | |
| Nov 07, 19 | 282.65 | 282.65 | 282.65 | 282.65 | 282.65 | - | 0.004659 | | | | | |
| Nov 08, 19 | 283.97 | 283.97 | 283.97 | 283.97 | 283.97 | - | -0.00643 | | | | | |
| Nov 09, 19 | 282.15 | 282.15 | 282.15 | 282.15 | 282.15 | - | 0.001558 | | | | | |
| Nov 10, 19 | 282.59 | 282.59 | 282.59 | 282.59 | 282.59 | - | -0.02132 | | | | | |
| Nov 11, 19 | 276.63 | 276.63 | 276.63 | 276.63 | 276.63 | - | -0.00029 | | | | | |
| Nov 14, 19 | 276.55 | 276.55 | 276.55 | 276.55 | 276.55 | - | 0.002384 | | | | | |
| Nov 15, 19 | 277.21 | 277.21 | 277.21 | 277.21 | 277.21 | - | -0.01677 | | | | | |
| Nov 16, 19 | 272.6 | 272.6 | 272.6 | 272.6 | 272.6 | - | 0.003004 | | | | | |
| Nov 17, 19 | 273.42 | 273.42 | 273.42 | 273.42 | 273.42 | - | 0.007324 | | | | | |
| Nov 18, 19 | 275.43 | 275.43 | 275.43 | 275.43 | 275.43 | - | -0.00087 | | | | | |
| Nov 21, 19 | 275.19 | 275.19 | 275.19 | 275.19 | 275.19 | - | 0.0037 | | | | | |
| Nov 22, 19 | 276.21 | 276.21 | 276.21 | 276.21 | 276.21 | - | 0.006783 | | | | | |
| Nov 23, 19 | 278.09 | 278.09 | 278.09 | 278.09 | 278.09 | - | -0.00624 | | | | | |
| Nov 25, 19 | 276.36 | 276.36 | 276.36 | 276.36 | 276.36 | - | 0.005521 | | | | | |
| Nov 28, 19 | 277.89 | 277.89 | 277.89 | 277.89 | 277.89 | - | 0.008599 | | | | | |
| Nov 29, 19 | 280.29 | 280.29 | 280.29 | 280.29 | 280.29 | - | 0.010258 | | | | | |
| Nov 30, 19 | 283.18 | 283.18 | 283.18 | 283.18 | 283.18 | - | -0.00435 | | | | | |
| Dec 01, 198 | 281.95 | 281.95 | 281.95 | 281.95 | 281.95 | - | -0.00227 | | | | | |
| Dec 02, 198 | 281.31 | 281.31 | 281.31 | 281.31 | 281.31 | - | 0.011627 | | | | | |
| Dec 05, 198 | 284.6 | 284.6 | 284.6 | 284.6 | 284.6 | - | 0.009755 | | | | | |
| Dec 06, 198 | 287.39 | 287.39 | 287.39 | 287.39 | 287.39 | - | 0.001981 | | | | | |
| Dec 07, 198 | 287.96 | 287.96 | 287.96 | 287.96 | 287.96 | - | -0.00561 | | | | | |
| Dec 08, 198 | 286.35 | 286.35 | 286.35 | 286.35 | 286.35 | - | 0.002023 | | | | | |
| Dec 09, 198 | 286.93 | 286.93 | 286.93 | 286.93 | 286.93 | - | -0.00174 | | | | | |
| Dec 12, 198 | 286.43 | 286.43 | 286.43 | 286.43 | 286.43 | - | -0.00066 | | | | | |
| Dec 13, 198 | 286.24 | 286.24 | 286.24 | 286.24 | 286.24 | - | -0.00357 | | | | | |
| Dec 14, 198 | 285.22 | 285.22 | 285.22 | 285.22 | 285.22 | - | -0.00372 | | | | | |
| Dec 15, 198 | 284.16 | 284.16 | 284.16 | 284.16 | 284.16 | - | 0.007363 | | | | | |
| Dec 16, 198 | 286.26 | 286.26 | 286.26 | 286.26 | 286.26 | - | 0.009457 | | | | | |
| Dec 19, 198 | 288.98 | 288.98 | 288.98 | 288.98 | 288.98 | - | -0.00513 | | | | | |
| Dec 20, 198 | 287.5 | 287.5 | 287.5 | 287.5 | 287.5 | - | -0.00031 | | | | | |
| Dec 21, 198 | 287.41 | 287.41 | 287.41 | 287.41 | 287.41 | - | -0.00181 | | | | | |
| Dec 22, 198 | 286.89 | 286.89 | 286.89 | 286.89 | 286.89 | - | 0.004452 | | | | | |
| Dec 23, 198 | 288.17 | 288.17 | 288.17 | 288.17 | 288.17 | - | -0.00372 | | | | | |
| Dec 27, 198 | 287.1 | 287.1 | 287.1 | 287.1 | 287.1 | - | 0.00094 | | | | | |
| Dec 28, 198 | 287.37 | 287.37 | 287.37 | 287.37 | 287.37 | - | 0.008455 | | | | | |
| Dec 29, 198 | 289.81 | 289.81 | 289.81 | 289.81 | 289.81 | - | -0.00585 | | | | | |
| Dec 30, 198 | 288.12 | 288.12 | 288.12 | 288.12 | 288.12 | - | -0.00861 | | | | | |
| Jan 03, 198 | 285.65 | 285.65 | 285.65 | 285.65 | 285.65 | - | 0.015079 | | | | | |
| Jan 04, 198 | 289.99 | 289.99 | 289.99 | 289.99 | 289.99 | - | 0.002136 | | | | | |
| Jan 05, 198 | 290.61 | 290.61 | 290.61 | 290.61 | 290.61 | - | 0.002337 | | | | | |
| Jan 06, 198 | 291.29 | 291.29 | 291.29 | 291.29 | 291.29 | - | 0.001235 | | | | | |
| Jan 09, 198 | 291.65 | 291.65 | 291.65 | 291.65 | 291.65 | - | -0.00213 | | | | | |
| Jan 10, 198 | 291.03 | 291.03 | 291.03 | 291.03 | 291.03 | - | 0.005824 | | | | | |
| Jan 11, 198 | 292.73 | 292.73 | 292.73 | 292.73 | 292.73 | - | 0.004091 | | | | | |
| Jan 12, 198 | 293.93 | 293.93 | 293.93 | 293.93 | 293.93 | - | 0.002684 | | | | | |
| Jan 13, 198 | 294.72 | 294.72 | 294.72 | 294.72 | 294.72 | - | 0.00095 | | | | | |
| Jan 16, 198 | 295 | 295 | 295 | 295 | 295 | - | -0.00207 | | | | | |
| Jan 17, 198 | 294.39 | 294.39 | 294.39 | 294.39 | 294.39 | - | 0.010442 | | | | | |
| Jan 18, 198 | 297.48 | 297.48 | 297.48 | 297.48 | 297.48 | - | 0.00131 | | | | | |
| Jan 19, 198 | 297.87 | 297.87 | 297.87 | 297.87 | 297.87 | - | -0.00091 | | | | | |
| Jan 20, 198 | 297.6 | 297.6 | 297.6 | 297.6 | 297.6 | - | -0.00728 | | | | | |
| Jan 23, 198 | 295.44 | 295.44 | 295.44 | 295.44 | 295.44 | - | 0.014116 | | | | | |
| Jan 24, 198 | 299.64 | 299.64 | 299.64 | 299.64 | 299.64 | - | 0.002367 | | | | | |
| Jan 25, 198 | 300.35 | 300.35 | 300.35 | 300.35 | 300.35 | - | 0.00885 | | | | | |
| Jan 26, 198 | 303.02 | 303.02 | 303.02 | 303.02 | 303.02 | - | 0.0073 | | | | | |
| Jan 27, 198 | 305.24 | 305.24 | 305.24 | 305.24 | 305.24 | - | 0.004152 | | | | | |
| Jan 30, 198 | 306.51 | 306.51 | 306.51 | 306.51 | 306.51 | - | 0.00877 | | | | | |
| Jan 31, 198 | 309.21 | 309.21 | 309.21 | 309.21 | 309.21 | - | -0.00113 | | | | | |
| Feb 01, 198 | 308.86 | 308.86 | 308.86 | 308.86 | 308.86 | - | -0.00032 | | | | | |
| Feb 02, 198 | 308.76 | 308.76 | 308.76 | 308.76 | 308.76 | - | 0.000486 | | | | | |
| Feb 03, 198 | 308.91 | 308.91 | 308.91 | 308.91 | 308.91 | - | -0.00243 | | | | | |
| Feb 06, 198 | 308.16 | 308.16 | 308.16 | 308.16 | 308.16 | - | 0.01216 | | | | | |
| Feb 07, 198 | 311.93 | 311.93 | 311.93 | 311.93 | 311.93 | - | -0.00324 | | | | | |
| Feb 08, 198 | 310.92 | 310.92 | 310.92 | 310.92 | 310.92 | - | -0.00846 | | | | | |
| Feb 09, 198 | 308.3 | 308.3 | 308.3 | 308.3 | 308.3 | - | -0.01342 | | | | | |
| Feb 10, 198 | 304.19 | 304.19 | 304.19 | 304.19 | 304.19 | - | 0.002266 | | | | | |
| Feb 13, 198 | 304.88 | 304.88 | 304.88 | 304.88 | 304.88 | - | -0.00223 | | | | | |
| Feb 14, 198 | 304.2 | 304.2 | 304.2 | 304.2 | 304.2 | - | 0.00838 | | | | | |
| Feb 15, 198 | 306.76 | 306.76 | 306.76 | 306.76 | 306.76 | - | 0.001954 | | | | | |
| Feb 16, 198 | 307.36 | 307.36 | 307.36 | 307.36 | 307.36 | - | 0.006906 | | | | | |
| Feb 17, 198 | 309.49 | 309.49 | 309.49 | 309.49 | 309.49 | - | -0.00259 | | | | | |
| Feb 21, 198 | 308.69 | 308.69 | 308.69 | 308.69 | 308.69 | - | -0.01722 | | | | | |
| Feb 22, 198 | 303.42 | 303.42 | 303.42 | 303.42 | 303.42 | - | 0.004177 | | | | | |
| Feb 23, 198 | 304.69 | 304.69 | 304.69 | 304.69 | 304.69 | - | -0.01698 | | | | | |
| Feb 24, 198 | 299.56 | 299.56 | 299.56 | 299.56 | 299.56 | - | 0.002734 | | | | | |
| Feb 27, 198 | 300.38 | 300.38 | 300.38 | 300.38 | 300.38 | - | 0.003755 | | | | | |
| Feb 28, 198 | 301.51 | 301.51 | 301.51 | 301.51 | 301.51 | - | -0.00579 | | | | | |
| Mar 01, 19 | 299.77 | 299.77 | 299.77 | 299.77 | 299.77 | - | 0.009958 | | | | | |
| Mar 02, 19 | 302.77 | 302.77 | 302.77 | 302.77 | 302.77 | - | 0.004252 | | | | | |
| Mar 03, 19 | 304.06 | 304.06 | 304.06 | 304.06 | 304.06 | - | 0.012647 | | | | | |
| Mar 06, 19 | 307.93 | 307.93 | 307.93 | 307.93 | 307.93 | - | -0.00309 | | | | | |
| Mar 07, 19 | 306.98 | 306.98 | 306.98 | 306.98 | 306.98 | - | 0.000749 | | | | | |
| Mar 08, 19 | 307.21 | 307.21 | 307.21 | 307.21 | 307.21 | - | -9.8E-05 | | | | | |
| Mar 09, 19 | 307.18 | 307.18 | 307.18 | 307.18 | 307.18 | - | -0.00352 | | | | | |
| Mar 10, 19 | 306.1 | 306.1 | 306.1 | 306.1 | 306.1 | - | 0.008393 | | | | | |
| Mar 13, 19 | 308.68 | 308.68 | 308.68 | 308.68 | 308.68 | - | -0.00055 | | | | | |
| Mar 14, 19 | 308.51 | 308.51 | 308.51 | 308.51 | 308.51 | - | 0.005237 | | | | | |
| Mar 15, 19 | 310.13 | 310.13 | 310.13 | 310.13 | 310.13 | - | 0.009307 | | | | | |
| Mar 16, 19 | 313.03 | 313.03 | 313.03 | 313.03 | 313.03 | - | -0.02275 | | | | | |
| Mar 17, 19 | 305.99 | 305.99 | 305.99 | 305.99 | 305.99 | - | -0.00949 | | | | | |
| Mar 20, 19 | 303.1 | 303.1 | 303.1 | 303.1 | 303.1 | - | 0.004871 | | | | | |
| Mar 21, 19 | 304.58 | 304.58 | 304.58 | 304.58 | 304.58 | - | -0.00289 | | | | | |
| Mar 22, 19 | 303.7 | 303.7 | 303.7 | 303.7 | 303.7 | - | -0.00522 | | | | | |
| Mar 23, 19 | 302.12 | 302.12 | 302.12 | 302.12 | 302.12 | - | 0.006138 | | | | | |
| Mar 27, 19 | 303.98 | 303.98 | 303.98 | 303.98 | 303.98 | - | 0.003547 | | | | | |
| Mar 28, 19 | 305.06 | 305.06 | 305.06 | 305.06 | 305.06 | - | 0.002619 | | | | | |
| Mar 29, 19 | 305.86 | 305.86 | 305.86 | 305.86 | 305.86 | - | 0.000719 | | | | | |
| Mar 30, 19 | 306.08 | 306.08 | 306.08 | 306.08 | 306.08 | - | 0.008005 | | | | | |
| Mar 31, 19 | 308.54 | 308.54 | 308.54 | 308.54 | 308.54 | - | 0.005398 | | | | | |
| Apr 03, 198 | 310.21 | 310.21 | 310.21 | 310.21 | 310.21 | - | -0.0032 | | | | | |
| Apr 04, 198 | 309.22 | 309.22 | 309.22 | 309.22 | 309.22 | - | 0.003164 | | | | | |
| Apr 05, 198 | 310.2 | 310.2 | 310.2 | 310.2 | 310.2 | - | -0.0032 | | | | | |
| Apr 06, 198 | 309.21 | 309.21 | 309.21 | 309.21 | 309.21 | - | 0.006287 | | | | | |
| Apr 07, 198 | 311.16 | 311.16 | 311.16 | 311.16 | 311.16 | - | -3.2E-05 | | | | | |
| Apr 10, 198 | 311.15 | 311.15 | 311.15 | 311.15 | 311.15 | - | 0.004649 | | | | | |
| Apr 11, 198 | 312.6 | 312.6 | 312.6 | 312.6 | 312.6 | - | 0.001694 | | | | | |
| Apr 12, 198 | 313.13 | 313.13 | 313.13 | 313.13 | 313.13 | - | -0.00863 | | | | | |
| Apr 13, 198 | 310.44 | 310.44 | 310.44 | 310.44 | 310.44 | - | 0.016612 | | | | | |
| Apr 14, 198 | 315.64 | 315.64 | 315.64 | 315.64 | 315.64 | - | 0.001266 | | | | | |
| Apr 17, 198 | 316.04 | 316.04 | 316.04 | 316.04 | 316.04 | - | 0.014232 | | | | | |
| Apr 18, 198 | 320.57 | 320.57 | 320.57 | 320.57 | 320.57 | - | 0.003705 | | | | | |
| Apr 19, 198 | 321.76 | 321.76 | 321.76 | 321.76 | 321.76 | - | -0.00311 | | | | | |
| Apr 20, 198 | 320.76 | 320.76 | 320.76 | 320.76 | 320.76 | - | 0.011099 | | | | | |
| Apr 21, 198 | 324.34 | 324.34 | 324.34 | 324.34 | 324.34 | - | -0.00278 | | | | | |
| Apr 24, 198 | 323.44 | 323.44 | 323.44 | 323.44 | 323.44 | - | -0.00614 | | | | | |
| Apr 25, 198 | 321.46 | 321.46 | 321.46 | 321.46 | 321.46 | - | 0.000777 | | | | | |
| Apr 26, 198 | 321.71 | 321.71 | 321.71 | 321.71 | 321.71 | - | 0.008604 | | | | | |
| Apr 27, 198 | 324.49 | 324.49 | 324.49 | 324.49 | 324.49 | - | 0.000216 | | | | | |
| Apr 28, 198 | 324.56 | 324.56 | 324.56 | 324.56 | 324.56 | - | -0.00139 | | | | | |
| May 01, 19 | 324.11 | 324.11 | 324.11 | 324.11 | 324.11 | - | -0.003 | | | | | |
| May 02, 19 | 323.14 | 323.14 | 323.14 | 323.14 | 323.14 | - | 0.000309 | | | | | |
| May 03, 19 | 323.24 | 323.24 | 323.24 | 323.24 | 323.24 | - | -0.00068 | | | | | |
| May 04, 19 | 323.02 | 323.02 | 323.02 | 323.02 | 323.02 | - | -0.00022 | | | | | |
| May 05, 19 | 322.95 | 322.95 | 322.95 | 322.95 | 322.95 | - | -0.00481 | | | | | |
| May 08, 19 | 321.4 | 321.4 | 321.4 | 321.4 | 321.4 | - | -0.00206 | | | | | |
| May 09, 19 | 320.74 | 320.74 | 320.74 | 320.74 | 320.74 | - | 0.002056 | | | | | |
| May 10, 19 | 321.4 | 321.4 | 321.4 | 321.4 | 321.4 | - | 0.00382 | | | | | |
| May 11, 19 | 322.63 | 322.63 | 322.63 | 322.63 | 322.63 | - | 0.022253 | | | | | |
| May 12, 19 | 329.89 | 329.89 | 329.89 | 329.89 | 329.89 | - | 0.00776 | | | | | |
| May 15, 19 | 332.46 | 332.46 | 332.46 | 332.46 | 332.46 | - | -0.0022 | | | | | |
| May 16, 19 | 331.73 | 331.73 | 331.73 | 331.73 | 331.73 | - | 0.006969 | | | | | |
| May 17, 19 | 334.05 | 334.05 | 334.05 | 334.05 | 334.05 | - | 0.001645 | | | | | |
| May 18, 19 | 334.6 | 334.6 | 334.6 | 334.6 | 334.6 | - | 0.010258 | | | | | |
| May 19, 19 | 338.05 | 338.05 | 338.05 | 338.05 | 338.05 | - | 0.00257 | | | | | |
| May 22, 19 | 338.92 | 338.92 | 338.92 | 338.92 | 338.92 | - | -0.01142 | | | | | |
| May 23, 19 | 335.07 | 335.07 | 335.07 | 335.07 | 335.07 | - | 0.002712 | | | | | |
| May 24, 19 | 335.98 | 335.98 | 335.98 | 335.98 | 335.98 | - | 0.000327 | | | | | |
| May 25, 19 | 336.09 | 336.09 | 336.09 | 336.09 | 336.09 | - | 0.007854 | | | | | |
| May 26, 19 | 338.74 | 338.74 | 338.74 | 338.74 | 338.74 | - | -0.00771 | | | | | |
| May 30, 19 | 336.14 | 336.14 | 336.14 | 336.14 | 336.14 | - | 0.004601 | | | | | |
| May 31, 19 | 337.69 | 337.69 | 337.69 | 337.69 | 337.69 | - | 0.004609 | | | | | |
| Jun 01, 198 | 339.25 | 339.25 | 339.25 | 339.25 | 339.25 | - | 0.010993 | | | | | |
| Jun 02, 198 | 343 | 343 | 343 | 343 | 343 | - | -0.01061 | | | | | |
| Jun 05, 198 | 339.38 | 339.38 | 339.38 | 339.38 | 339.38 | - | 0.007105 | | | | | |
| Jun 06, 198 | 341.8 | 341.8 | 341.8 | 341.8 | 341.8 | - | 0.008333 | | | | | |
| Jun 07, 198 | 344.66 | 344.66 | 344.66 | 344.66 | 344.66 | - | -0.00061 | | | | | |
| Jun 08, 198 | 344.45 | 344.45 | 344.45 | 344.45 | 344.45 | - | 0.000174 | | | | | |
| Jun 09, 198 | 344.51 | 344.51 | 344.51 | 344.51 | 344.51 | - | -0.00128 | | | | | |
| Jun 12, 198 | 344.07 | 344.07 | 344.07 | 344.07 | 344.07 | - | -0.00712 | | | | | |
| Jun 13, 198 | 341.63 | 341.63 | 341.63 | 341.63 | 341.63 | - | -0.0002 | | | | | |
| Jun 14, 198 | 341.56 | 341.56 | 341.56 | 341.56 | 341.56 | - | -0.01163 | | | | | |
| Jun 15, 198 | 337.61 | 337.61 | 337.61 | 337.61 | 337.61 | - | 0.003961 | | | | | |
| Jun 16, 198 | 338.95 | 338.95 | 338.95 | 338.95 | 338.95 | - | 0.001828 | | | | | |
| Jun 19, 198 | 339.57 | 339.57 | 339.57 | 339.57 | 339.57 | - | -0.00192 | | | | | |
| Jun 20, 198 | 338.92 | 338.92 | 338.92 | 338.92 | 338.92 | - | -0.00239 | | | | | |
| Jun 21, 198 | 338.11 | 338.11 | 338.11 | 338.11 | 338.11 | - | 0.008834 | | | | | |
| Jun 22, 198 | 341.11 | 341.11 | 341.11 | 341.11 | 341.11 | - | 0.014349 | | | | | |
| Jun 23, 198 | 346.04 | 346.04 | 346.04 | 346.04 | 346.04 | - | -0.00368 | | | | | |
| Jun 26, 198 | 344.77 | 344.77 | 344.77 | 344.77 | 344.77 | - | 0.00564 | | | | | |
| Jun 27, 198 | 346.72 | 346.72 | 346.72 | 346.72 | 346.72 | - | -0.0079 | | | | | |
| Jun 28, 198 | 343.99 | 343.99 | 343.99 | 343.99 | 343.99 | - | -0.01899 | | | | | |
| Jun 29, 198 | 337.52 | 337.52 | 337.52 | 337.52 | 337.52 | - | -0.00517 | | | | | |
| Jun 30, 198 | 335.78 | 335.78 | 335.78 | 335.78 | 335.78 | - | 0.00419 | | | | | |
| Jul 03, 198 | 337.19 | 337.19 | 337.19 | 337.19 | 337.19 | - | 0.004527 | | | | | |
| Jul 05, 198 | 338.72 | 338.72 | 338.72 | 338.72 | 338.72 | - | 0.002977 | | | | | |
| Jul 06, 198 | 339.73 | 339.73 | 339.73 | 339.73 | 339.73 | - | 0.010395 | | | | | |
| Jul 07, 198 | 343.28 | 343.28 | 343.28 | 343.28 | 343.28 | - | 0.006736 | | | | | |
| Jul 10, 198 | 345.6 | 345.6 | 345.6 | 345.6 | 345.6 | - | 0.005224 | | | | | |
| Jul 11, 198 | 347.41 | 347.41 | 347.41 | 347.41 | 347.41 | - | 0.003161 | | | | | |
| Jul 12, 198 | 348.51 | 348.51 | 348.51 | 348.51 | 348.51 | - | 0.000402 | | | | | |
| Jul 13, 198 | 348.65 | 348.65 | 348.65 | 348.65 | 348.65 | - | 0.005834 | | | | | |
| Jul 14, 198 | 350.69 | 350.69 | 350.69 | 350.69 | 350.69 | - | 0.001909 | | | | | |
| Jul 17, 198 | 351.36 | 351.36 | 351.36 | 351.36 | 351.36 | - | -0.00322 | | | | | |
| Jul 18, 198 | 350.23 | 350.23 | 350.23 | 350.23 | 350.23 | - | 0.013133 | | | | | |
| Jul 19, 198 | 354.86 | 354.86 | 354.86 | 354.86 | 354.86 | - | -0.00664 | | | | | |
| Jul 20, 198 | 352.51 | 352.51 | 352.51 | 352.51 | 352.51 | - | 0.007151 | | | | | |
| Jul 21, 198 | 355.04 | 355.04 | 355.04 | 355.04 | 355.04 | - | -0.00647 | | | | | |
| Jul 24, 198 | 352.75 | 352.75 | 352.75 | 352.75 | 352.75 | - | 0.000708 | | | | | |
| Jul 25, 198 | 353 | 353 | 353 | 353 | 353 | - | 0.012499 | | | | | |
| Jul 26, 198 | 357.44 | 357.44 | 357.44 | 357.44 | 357.44 | - | 0.011765 | | | | | |
| Jul 27, 198 | 361.67 | 361.67 | 361.67 | 361.67 | 361.67 | - | 0.000498 | | | | | |
| Jul 28, 198 | 361.85 | 361.85 | 361.85 | 361.85 | 361.85 | - | 0.011677 | | | | | |
| Jul 31, 198 | 366.1 | 366.1 | 366.1 | 366.1 | 366.1 | - | -0.00638 | | | | | |
| Aug 01, 198 | 363.77 | 363.77 | 363.77 | 363.77 | 363.77 | - | 0.001868 | | | | | |
| Aug 02, 198 | 364.45 | 364.45 | 364.45 | 364.45 | 364.45 | - | 0.00159 | | | | | |
| Aug 03, 198 | 365.03 | 365.03 | 365.03 | 365.03 | 365.03 | - | -0.00225 | | | | | |
| Aug 04, 198 | 364.21 | 364.21 | 364.21 | 364.21 | 364.21 | - | 0.016043 | | | | | |
| Aug 07, 198 | 370.1 | 370.1 | 370.1 | 370.1 | 370.1 | - | 0.000216 | | | | | |
| Aug 08, 198 | 370.18 | 370.18 | 370.18 | 370.18 | 370.18 | - | -0.00675 | | | | | |
| Aug 09, 198 | 367.69 | 367.69 | 367.69 | 367.69 | 367.69 | - | 0.003882 | | | | | |
| Aug 10, 198 | 369.12 | 369.12 | 369.12 | 369.12 | 369.12 | - | -0.00991 | | | | | |
| Aug 11, 198 | 365.48 | 365.48 | 365.48 | 365.48 | 365.48 | - | -0.00452 | | | | | |
| Aug 14, 198 | 363.83 | 363.83 | 363.83 | 363.83 | 363.83 | - | 0.004853 | | | | | |
| Aug 15, 198 | 365.6 | 365.6 | 365.6 | 365.6 | 365.6 | - | 0.002922 | | | | | |
| Aug 16, 198 | 366.67 | 366.67 | 366.67 | 366.67 | 366.67 | - | -0.00344 | | | | | |
| Aug 17, 198 | 365.41 | 365.41 | 365.41 | 365.41 | 365.41 | - | 0.004587 | | | | | |
| Aug 18, 198 | 367.09 | 367.09 | 367.09 | 367.09 | 367.09 | - | -0.01543 | | | | | |
| Aug 21, 198 | 361.47 | 361.47 | 361.47 | 361.47 | 361.47 | - | 0.001659 | | | | | |
| Aug 22, 198 | 362.07 | 362.07 | 362.07 | 362.07 | 362.07 | - | 0.010222 | | | | | |
| Aug 23, 198 | 365.79 | 365.79 | 365.79 | 365.79 | 365.79 | - | 0.019599 | | | | | |
| Aug 24, 198 | 373.03 | 373.03 | 373.03 | 373.03 | 373.03 | - | -0.00271 | | | | | |
| Aug 25, 198 | 372.02 | 372.02 | 372.02 | 372.02 | 372.02 | - | 0.004907 | | | | | |
| Aug 28, 198 | 373.85 | 373.85 | 373.85 | 373.85 | 373.85 | - | -0.00623 | | | | | |
| Aug 29, 198 | 371.53 | 371.53 | 371.53 | 371.53 | 371.53 | - | 0.002339 | | | | | |
| Aug 30, 198 | 372.4 | 372.4 | 372.4 | 372.4 | 372.4 | - | 0.00228 | | | | | |
| Aug 31, 198 | 373.25 | 373.25 | 373.25 | 373.25 | 373.25 | - | 0.006755 | | | | | |
| Sep 01, 198 | 375.78 | 375.78 | 375.78 | 375.78 | 375.78 | - | -0.0032 | | | | | |
| Sep 05, 198 | 374.58 | 374.58 | 374.58 | 374.58 | 374.58 | - | -0.00941 | | | | | |
| Sep 06, 198 | 371.07 | 371.07 | 371.07 | 371.07 | 371.07 | - | -0.00251 | | | | | |
| Sep 07, 198 | 370.14 | 370.14 | 370.14 | 370.14 | 370.14 | - | 0.001188 | | | | | |
| Sep 08, 198 | 370.58 | 370.58 | 370.58 | 370.58 | 370.58 | - | -0.00278 | | | | | |
| Sep 11, 198 | 369.55 | 369.55 | 369.55 | 369.55 | 369.55 | - | 0.00308 | | | | | |
| Sep 12, 198 | 370.69 | 370.69 | 370.69 | 370.69 | 370.69 | - | -0.00932 | | | | | |
| Sep 13, 198 | 367.25 | 367.25 | 367.25 | 367.25 | 367.25 | - | -0.00661 | | | | | |
| Sep 14, 198 | 364.83 | 364.83 | 364.83 | 364.83 | 364.83 | - | 0.005549 | | | | | |
| Sep 15, 198 | 366.86 | 366.86 | 366.86 | 366.86 | 366.86 | - | 0.004867 | | | | | |
| Sep 18, 198 | 368.65 | 368.65 | 368.65 | 368.65 | 368.65 | - | -8.1E-05 | | | | | |
| Sep 19, 198 | 368.62 | 368.62 | 368.62 | 368.62 | 368.62 | - | -0.00022 | | | | | |
| Sep 20, 198 | 368.54 | 368.54 | 368.54 | 368.54 | 368.54 | - | -0.00206 | | | | | |
| Sep 21, 198 | 367.78 | 367.78 | 367.78 | 367.78 | 367.78 | - | 0.003908 | | | | | |
| Sep 22, 198 | 369.22 | 369.22 | 369.22 | 369.22 | 369.22 | - | -0.00772 | | | | | |
| Sep 25, 198 | 366.38 | 366.38 | 366.38 | 366.38 | 366.38 | - | 0.000327 | | | | | |
| Sep 26, 198 | 366.5 | 366.5 | 366.5 | 366.5 | 366.5 | - | 0.002262 | | | | | |
| Sep 27, 198 | 367.33 | 367.33 | 367.33 | 367.33 | 367.33 | - | 0.010265 | | | | | |
| Sep 28, 198 | 371.12 | 371.12 | 371.12 | 371.12 | 371.12 | - | 0.001669 | | | | | |
| Sep 29, 198 | 371.74 | 371.74 | 371.74 | 371.74 | 371.74 | - | 0.004964 | | | | | |
| Oct 02, 198 | 373.59 | 373.59 | 373.59 | 373.59 | 373.59 | - | 0.011285 | | | | | |
| Oct 03, 198 | 377.83 | 377.83 | 377.83 | 377.83 | 377.83 | - | 0.006411 | | | | | |
| Oct 04, 198 | 380.26 | 380.26 | 380.26 | 380.26 | 380.26 | - | 0.000105 | | | | | |
| Oct 05, 198 | 380.3 | 380.3 | 380.3 | 380.3 | 380.3 | - | 0.005114 | | | | | |
| Oct 06, 198 | 382.25 | 382.25 | 382.25 | 382.25 | 382.25 | - | 0.002847 | | | | | |
| Oct 09, 198 | 383.34 | 383.34 | 383.34 | 383.34 | 383.34 | - | -0.00185 | | | | | |
| Oct 10, 198 | 382.63 | 382.63 | 382.63 | 382.63 | 382.63 | - | -0.00595 | | | | | |
| Oct 11, 198 | 380.36 | 380.36 | 380.36 | 380.36 | 380.36 | - | -0.00451 | | | | | |
| Oct 12, 198 | 378.65 | 378.65 | 378.65 | 378.65 | 378.65 | - | -0.06312 | | | | | |
| Oct 13, 198 | 355.49 | 355.49 | 355.49 | 355.49 | 355.49 | - | 0.027386 | | | | | |
| Oct 16, 198 | 365.36 | 365.36 | 365.36 | 365.36 | 365.36 | - | -0.00488 | | | | | |
| Oct 17, 198 | 363.58 | 363.58 | 363.58 | 363.58 | 363.58 | - | 0.001759 | | | | | |
| Oct 18, 198 | 364.22 | 364.22 | 364.22 | 364.22 | 364.22 | - | 0.01561 | | | | | |
| Oct 19, 198 | 369.95 | 369.95 | 369.95 | 369.95 | 369.95 | - | 0.000108 | | | | | |
| Oct 20, 198 | 369.99 | 369.99 | 369.99 | 369.99 | 369.99 | - | -0.00662 | | | | | |
| Oct 23, 198 | 367.55 | 367.55 | 367.55 | 367.55 | 367.55 | - | -0.00327 | | | | | |
| Oct 24, 198 | 366.35 | 366.35 | 366.35 | 366.35 | 366.35 | - | -0.00336 | | | | | |
| Oct 25, 198 | 365.12 | 365.12 | 365.12 | 365.12 | 365.12 | - | -0.01323 | | | | | |
| Oct 26, 198 | 360.32 | 360.32 | 360.32 | 360.32 | 360.32 | - | -0.00853 | | | | | |
| Oct 27, 198 | 357.26 | 357.26 | 357.26 | 357.26 | 357.26 | - | 0.000196 | | | | | |
| Oct 30, 198 | 357.33 | 357.33 | 357.33 | 357.33 | 357.33 | - | 0.016046 | | | | | |
| Oct 31, 198 | 363.11 | 363.11 | 363.11 | 363.11 | 363.11 | - | 0.002476 | | | | | |
| Nov 01, 19 | 364.01 | 364.01 | 364.01 | 364.01 | 364.01 | - | -0.00745 | | | | | |
| Nov 02, 19 | 361.31 | 361.31 | 361.31 | 361.31 | 361.31 | - | -0.00249 | | | | | |
| Nov 03, 19 | 360.41 | 360.41 | 360.41 | 360.41 | 360.41 | - | -0.01459 | | | | | |
| Nov 06, 19 | 355.19 | 355.19 | 355.19 | 355.19 | 355.19 | - | 0.007014 | | | | | |
| Nov 07, 19 | 357.69 | 357.69 | 357.69 | 357.69 | 357.69 | - | 0.009987 | | | | | |
| Nov 08, 19 | 361.28 | 361.28 | 361.28 | 361.28 | 361.28 | - | -0.00438 | | | | | |
| Nov 09, 19 | 359.7 | 359.7 | 359.7 | 359.7 | 359.7 | - | 0.007754 | | | | | |
| Nov 10, 19 | 362.5 | 362.5 | 362.5 | 362.5 | 362.5 | - | 0.001709 | | | | | |
| Nov 13, 19 | 363.12 | 363.12 | 363.12 | 363.12 | 363.12 | - | -0.00447 | | | | | |
| Nov 14, 19 | 361.5 | 361.5 | 361.5 | 361.5 | 361.5 | - | 0.007578 | | | | | |
| Nov 15, 19 | 364.25 | 364.25 | 364.25 | 364.25 | 364.25 | - | 0.000302 | | | | | |
| Nov 16, 19 | 364.36 | 364.36 | 364.36 | 364.36 | 364.36 | - | 0.003124 | | | | | |
| Nov 17, 19 | 365.5 | 365.5 | 365.5 | 365.5 | 365.5 | - | -0.00651 | | | | | |
| Nov 20, 19 | 363.13 | 363.13 | 363.13 | 363.13 | 363.13 | - | 0.000716 | | | | | |
| Nov 21, 19 | 363.39 | 363.39 | 363.39 | 363.39 | 363.39 | - | 0.006801 | | | | | |
| Nov 22, 19 | 365.87 | 365.87 | 365.87 | 365.87 | 365.87 | - | 0.006131 | | | | | |
| Nov 24, 19 | 368.12 | 368.12 | 368.12 | 368.12 | 368.12 | - | 0.005202 | | | | | |
| Nov 27, 19 | 370.04 | 370.04 | 370.04 | 370.04 | 370.04 | - | 0.000621 | | | | | |
| Nov 28, 19 | 370.27 | 370.27 | 370.27 | 370.27 | 370.27 | - | -0.00629 | | | | | |
| Nov 29, 19 | 367.95 | 367.95 | 367.95 | 367.95 | 367.95 | - | 0.006933 | | | | | |
| Nov 30, 19 | 370.51 | 370.51 | 370.51 | 370.51 | 370.51 | - | 0.013431 | | | | | |
| Dec 01, 198 | 375.52 | 375.52 | 375.52 | 375.52 | 375.52 | - | 0.002659 | | | | | |
| Dec 04, 198 | 376.52 | 376.52 | 376.52 | 376.52 | 376.52 | - | -0.00506 | | | | | |
| Dec 05, 198 | 374.62 | 374.62 | 374.62 | 374.62 | 374.62 | - | -0.00294 | | | | | |
| Dec 06, 198 | 373.52 | 373.52 | 373.52 | 373.52 | 373.52 | - | -0.00268 | | | | | |
| Dec 07, 198 | 372.52 | 372.52 | 372.52 | 372.52 | 372.52 | - | 0.003163 | | | | | |
| Dec 08, 198 | 373.7 | 373.7 | 373.7 | 373.7 | 373.7 | - | 5.35E-05 | | | | | |
| Dec 11, 198 | 373.72 | 373.72 | 373.72 | 373.72 | 373.72 | - | 0.009136 | | | | | |
| Dec 12, 198 | 377.15 | 377.15 | 377.15 | 377.15 | 377.15 | - | 0.002912 | | | | | |
| Dec 13, 198 | 378.25 | 378.25 | 378.25 | 378.25 | 378.25 | - | -0.00517 | | | | | |
| Dec 14, 198 | 376.3 | 376.3 | 376.3 | 376.3 | 376.3 | - | -0.00245 | | | | | |
| Dec 15, 198 | 375.38 | 375.38 | 375.38 | 375.38 | 375.38 | - | -0.01831 | | | | | |
| Dec 18, 198 | 368.57 | 368.57 | 368.57 | 368.57 | 368.57 | - | -0.00353 | | | | | |
| Dec 19, 198 | 367.27 | 367.27 | 367.27 | 367.27 | 367.27 | - | 0.001143 | | | | | |
| Dec 20, 198 | 367.69 | 367.69 | 367.69 | 367.69 | 367.69 | - | 0.005668 | | | | | |
| Dec 21, 198 | 369.78 | 369.78 | 369.78 | 369.78 | 369.78 | - | 0.008161 | | | | | |
| Dec 22, 198 | 372.81 | 372.81 | 372.81 | 372.81 | 372.81 | - | -0.00156 | | | | | |
| Dec 26, 198 | 372.23 | 372.23 | 372.23 | 372.23 | 372.23 | - | 0.005759 | | | | | |
| Dec 27, 198 | 374.38 | 374.38 | 374.38 | 374.38 | 374.38 | - | 0.005328 | | | | | |
| Dec 28, 198 | 376.38 | 376.38 | 376.38 | 376.38 | 376.38 | - | 0.008018 | | | | | |
| Dec 29, 198 | 379.41 | 379.41 | 379.41 | 379.41 | 379.41 | - | 0.017634 | | | | | |
| Jan 02, 199 | 386.16 | 386.16 | 386.16 | 386.16 | 386.16 | - | -0.00257 | | | | | |
| Jan 03, 199 | 385.17 | 385.17 | 385.17 | 385.17 | 385.17 | - | -0.00821 | | | | | |
| Jan 04, 199 | 382.02 | 382.02 | 382.02 | 382.02 | 382.02 | - | -0.00979 | | | | | |
| Jan 05, 199 | 378.3 | 378.3 | 378.3 | 378.3 | 378.3 | - | 0.004589 | | | | | |
| Jan 08, 199 | 380.04 | 380.04 | 380.04 | 380.04 | 380.04 | - | -0.01186 | | | | | |
| Jan 09, 199 | 375.56 | 375.56 | 375.56 | 375.56 | 375.56 | - | -0.0066 | | | | | |
| Jan 10, 199 | 373.09 | 373.09 | 373.09 | 373.09 | 373.09 | - | 0.003505 | | | | | |
| Jan 11, 199 | 374.4 | 374.4 | 374.4 | 374.4 | 374.4 | - | -0.02482 | | | | | |
| Jan 12, 199 | 365.22 | 365.22 | 365.22 | 365.22 | 365.22 | - | -0.00863 | | | | | |
| Jan 15, 199 | 362.08 | 362.08 | 362.08 | 362.08 | 362.08 | - | 0.011096 | | | | | |
| Jan 16, 199 | 366.12 | 366.12 | 366.12 | 366.12 | 366.12 | - | -0.00983 | | | | | |
| Jan 17, 199 | 362.54 | 362.54 | 362.54 | 362.54 | 362.54 | - | 0.002314 | | | | | |
| Jan 18, 199 | 363.38 | 363.38 | 363.38 | 363.38 | 363.38 | - | 0.002885 | | | | | |
| Jan 19, 199 | 364.43 | 364.43 | 364.43 | 364.43 | 364.43 | - | -0.0261 | | | | | |
| Jan 22, 199 | 355.04 | 355.04 | 355.04 | 355.04 | 355.04 | - | 0.003711 | | | | | |
| Jan 23, 199 | 356.36 | 356.36 | 356.36 | 356.36 | 356.36 | - | -0.02248 | | | | | |
| Jan 24, 199 | 348.44 | 348.44 | 348.44 | 348.44 | 348.44 | - | 0.005952 | | | | | |
| Jan 25, 199 | 350.52 | 350.52 | 350.52 | 350.52 | 350.52 | - | -0.00077 | | | | | |
| Jan 26, 199 | 350.25 | 350.25 | 350.25 | 350.25 | 350.25 | - | -0.00166 | | | | | |
| Jan 29, 199 | 349.67 | 349.67 | 349.67 | 349.67 | 349.67 | - | -0.00657 | | | | | |
| Jan 30, 199 | 347.38 | 347.38 | 347.38 | 347.38 | 347.38 | - | 0.018708 | | | | | |
| Jan 31, 199 | 353.94 | 353.94 | 353.94 | 353.94 | 353.94 | - | -0.00073 | | | | | |
| Feb 01, 199 | 353.68 | 353.68 | 353.68 | 353.68 | 353.68 | - | 0.006622 | | | | | |
| Feb 02, 199 | 356.03 | 356.03 | 356.03 | 356.03 | 356.03 | - | 0.003505 | | | | | |
| Feb 05, 199 | 357.28 | 357.28 | 357.28 | 357.28 | 357.28 | - | -0.00626 | | | | | |
| Feb 06, 199 | 355.05 | 355.05 | 355.05 | 355.05 | 355.05 | - | 0.012539 | | | | | |
| Feb 07, 199 | 359.53 | 359.53 | 359.53 | 359.53 | 359.53 | - | -0.00231 | | | | | |
| Feb 08, 199 | 358.7 | 358.7 | 358.7 | 358.7 | 358.7 | - | 0.00245 | | | | | |
| Feb 09, 199 | 359.58 | 359.58 | 359.58 | 359.58 | 359.58 | - | -0.01031 | | | | | |
| Feb 12, 199 | 355.89 | 355.89 | 355.89 | 355.89 | 355.89 | - | 0.003142 | | | | | |
| Feb 13, 199 | 357.01 | 357.01 | 357.01 | 357.01 | 357.01 | - | 0.003048 | | | | | |
| Feb 14, 199 | 358.1 | 358.1 | 358.1 | 358.1 | 358.1 | - | 0.008703 | | | | | |
| Feb 15, 199 | 361.23 | 361.23 | 361.23 | 361.23 | 361.23 | - | -0.00622 | | | | | |
| Feb 16, 199 | 358.99 | 358.99 | 358.99 | 358.99 | 358.99 | - | -0.01425 | | | | | |
| Feb 20, 199 | 353.91 | 353.91 | 353.91 | 353.91 | 353.91 | - | -0.00096 | | | | | |
| Feb 21, 199 | 353.57 | 353.57 | 353.57 | 353.57 | 353.57 | - | -0.00593 | | | | | |
| Feb 22, 199 | 351.48 | 351.48 | 351.48 | 351.48 | 351.48 | - | -0.00451 | | | | | |
| Feb 23, 199 | 349.9 | 349.9 | 349.9 | 349.9 | 349.9 | - | 0.014132 | | | | | |
| Feb 26, 199 | 354.88 | 354.88 | 354.88 | 354.88 | 354.88 | - | 0.005003 | | | | | |
| Feb 27, 199 | 356.66 | 356.66 | 356.66 | 356.66 | 356.66 | - | 0.005146 | | | | | |
| Feb 28, 199 | 358.5 | 358.5 | 358.5 | 358.5 | 358.5 | - | 0.002674 | | | | | |
| Mar 01, 19 | 359.46 | 359.46 | 359.46 | 359.46 | 359.46 | - | 0.008394 | | | | | |
| Mar 02, 19 | 362.49 | 362.49 | 362.49 | 362.49 | 362.49 | - | -0.00501 | | | | | |
| Mar 05, 19 | 360.68 | 360.68 | 360.68 | 360.68 | 360.68 | - | 0.012564 | | | | | |
| Mar 06, 19 | 365.24 | 365.24 | 365.24 | 365.24 | 365.24 | - | -0.00288 | | | | | |
| Mar 07, 19 | 364.19 | 364.19 | 364.19 | 364.19 | 364.19 | - | 0.009836 | | | | | |
| Mar 08, 19 | 367.79 | 367.79 | 367.79 | 367.79 | 367.79 | - | -0.00646 | | | | | |
| Mar 09, 19 | 365.42 | 365.42 | 365.42 | 365.42 | 365.42 | - | 0.002241 | | | | | |
| Mar 12, 19 | 366.24 | 366.24 | 366.24 | 366.24 | 366.24 | - | -0.00787 | | | | | |
| Mar 13, 19 | 363.37 | 363.37 | 363.37 | 363.37 | 363.37 | - | 0.002611 | | | | | |
| Mar 14, 19 | 364.32 | 364.32 | 364.32 | 364.32 | 364.32 | - | 0.003589 | | | | | |

| | | | | | | | |
|---|---|---|---|---|---|---|---|
| Mar 15. 19 | 365.64 | 365.64 | 365.64 | 365.64 | 365.64 | - | 0.011313 |
| Mar 16. 19 | 369.79 | 369.79 | 369.79 | 369.79 | 369.79 | - | 0.004775 |
| Mar 19. 19 | 371.56 | 371.56 | 371.56 | 371.56 | 371.56 | - | -0.00564 |
| Mar 20. 19 | 369.47 | 369.47 | 369.47 | 369.47 | 369.47 | - | -0.00537 |
| Mar 21. 19 | 367.49 | 367.49 | 367.49 | 367.49 | 367.49 | - | -0.01199 |
| Mar 22. 19 | 363.11 | 363.11 | 363.11 | 363.11 | 363.11 | - | 0.004561 |
| Mar 23. 19 | 364.77 | 364.77 | 364.77 | 364.77 | 364.77 | - | 0.001835 |
| Mar 26. 19 | 365.44 | 365.44 | 365.44 | 365.44 | 365.44 | - | 0.011427 |
| Mar 27. 19 | 369.64 | 369.64 | 369.64 | 369.64 | 369.64 | - | 0.001487 |
| Mar 28. 19 | 370.19 | 370.19 | 370.19 | 370.19 | 370.19 | - | -0.00354 |
| Mar 29. 19 | 368.88 | 368.88 | 368.88 | 368.88 | 368.88 | - | -0.00239 |
| Mar 30. 19 | 368 | 368 | 368 | 368 | 368 | - | -0.00348 |
| Apr 02. 19 | 366.72 | 366.72 | 366.72 | 366.72 | 366.72 | - | 0.014645 |
| Apr 03. 19 | 372.13 | 372.13 | 372.13 | 372.13 | 372.13 | - | -0.00701 |
| Apr 04. 19 | 369.53 | 369.53 | 369.53 | 369.53 | 369.53 | - | -0.00103 |
| Apr 05. 19 | 369.15 | 369.15 | 369.15 | 369.15 | 369.15 | - | -0.00182 |
| Apr 06. 19 | 368.48 | 368.48 | 368.48 | 368.48 | 368.48 | - | 0.003819 |
| Apr 09. 19 | 369.89 | 369.89 | 369.89 | 369.89 | 369.89 | - | 0.002053 |
| Apr 10. 19 | 370.65 | 370.65 | 370.65 | 370.65 | 370.65 | - | -0.00043 |
| Apr 11. 19 | 370.49 | 370.49 | 370.49 | 370.49 | 370.49 | - | 0.007127 |
| Apr 12. 19 | 373.14 | 373.14 | 373.14 | 373.14 | 373.14 | - | 0.001259 |
| Apr 16. 19 | 373.61 | 373.61 | 373.61 | 373.61 | 373.61 | - | -0.00016 |
| Apr 17. 19 | 373.55 | 373.55 | 373.55 | 373.55 | 373.55 | - | -0.0115 |
| Apr 18. 19 | 369.28 | 369.28 | 369.28 | 369.28 | 369.28 | - | -0.00775 |
| Apr 19. 19 | 366.43 | 366.43 | 366.43 | 366.43 | 366.43 | - | -0.0088 |
| Apr 20. 19 | 363.22 | 363.22 | 363.22 | 363.22 | 363.22 | - | -0.0121 |
| Apr 23. 19 | 358.85 | 358.85 | 358.85 | 358.85 | 358.85 | - | -0.00201 |
| Apr 24. 19 | 358.13 | 358.13 | 358.13 | 358.13 | 358.13 | - | 0.005152 |
| Apr 25. 19 | 359.98 | 359.98 | 359.98 | 359.98 | 359.98 | - | 0.002829 |
| Apr 26. 19 | 361 | 361 | 361 | 361 | 361 | - | -0.01148 |
| Apr 27. 19 | 356.88 | 356.88 | 356.88 | 356.88 | 356.88 | - | 0.005421 |
| Apr 30. 19 | 358.82 | 358.82 | 358.82 | 358.82 | 358.82 | - | 0.004616 |
| May 01. 19 | 360.48 | 360.48 | 360.48 | 360.48 | 360.48 | - | 0.006746 |
| May 02. 19 | 362.92 | 362.92 | 362.92 | 362.92 | 362.92 | - | 0.003548 |
| May 03. 19 | 364.21 | 364.21 | 364.21 | 364.21 | 364.21 | - | 0.008884 |
| May 04. 19 | 367.46 | 367.46 | 367.46 | 367.46 | 367.46 | - | 0.006618 |
| May 07. 19 | 369.9 | 369.9 | 369.9 | 369.9 | 369.9 | - | 0.004693 |
| May 08. 19 | 371.64 | 371.64 | 371.64 | 371.64 | 371.64 | - | 0.002687 |
| May 09. 19 | 372.64 | 372.64 | 372.64 | 372.64 | 372.64 | - | 0.002948 |
| May 10. 19 | 373.74 | 373.74 | 373.74 | 373.74 | 373.74 | - | 0.023743 |
| May 11. 19 | 382.72 | 382.72 | 382.72 | 382.72 | 382.72 | - | 0.008249 |
| May 14. 19 | 385.89 | 385.89 | 385.89 | 385.89 | 385.89 | - | -0.00127 |
| May 15. 19 | 385.4 | 385.4 | 385.4 | 385.4 | 385.4 | - | -0.00057 |
| May 16. 19 | 385.18 | 385.18 | 385.18 | 385.18 | 385.18 | - | 0.001375 |
| May 17. 19 | 385.71 | 385.71 | 385.71 | 385.71 | 385.71 | - | 0.000492 |
| May 18. 19 | 385.9 | 385.9 | 385.9 | 385.9 | 385.9 | - | 0.009645 |
| May 21. 19 | 389.64 | 389.64 | 389.64 | 389.64 | 389.64 | - | 0.001769 |
| May 22. 19 | 390.33 | 390.33 | 390.33 | 390.33 | 390.33 | - | 0.002431 |
| May 23. 19 | 391.28 | 391.28 | 391.28 | 391.28 | 391.28 | - | -0.00233 |
| May 24. 19 | 390.37 | 390.37 | 390.37 | 390.37 | 390.37 | - | -0.01027 |
| May 25. 19 | 386.38 | 386.38 | 386.38 | 386.38 | 386.38 | - | 0.017192 |
| May 29. 19 | 393.08 | 393.08 | 393.08 | 393.08 | 393.08 | - | 0.00061 |
| May 30. 19 | 393.32 | 393.32 | 393.32 | 393.32 | 393.32 | - | 0.00122 |
| May 31. 19 | 393.8 | 393.8 | 393.8 | 393.8 | 393.8 | - | 0.00542 |
| Jun 01. 19 | 395.94 | 395.94 | 395.94 | 395.94 | 395.94 | - | 0.011801 |
| Jun 04. 19 | 400.64 | 400.64 | 400.64 | 400.64 | 400.64 | - | -0.00195 |
| Jun 05. 19 | 399.86 | 399.86 | 399.86 | 399.86 | 399.86 | - | -0.00454 |
| Jun 06. 19 | 398.05 | 398.05 | 398.05 | 398.05 | 398.05 | - | -0.00494 |
| Jun 07. 19 | 396.09 | 396.09 | 396.09 | 396.09 | 396.09 | - | -0.01227 |
| Jun 08. 19 | 391.26 | 391.26 | 391.26 | 391.26 | 391.26 | - | 0.008526 |
| Jun 11. 19 | 394.61 | 394.61 | 394.61 | 394.61 | 394.61 | - | 0.012741 |
| Jun 12. 19 | 399.67 | 399.67 | 399.67 | 399.67 | 399.67 | - | -0.00366 |
| Jun 13. 19 | 398.21 | 398.21 | 398.21 | 398.21 | 398.21 | - | -0.00546 |
| Jun 14. 19 | 396.04 | 396.04 | 396.04 | 396.04 | 396.04 | - | 5.05E-05 |
| Jun 15. 19 | 396.06 | 396.06 | 396.06 | 396.06 | 396.06 | - | -0.0167 |
| Jun 18. 19 | 389.5 | 389.5 | 389.5 | 389.5 | 389.5 | - | 0.004534 |
| Jun 19. 19 | 391.27 | 391.27 | 391.27 | 391.27 | 391.27 | - | 0.001762 |
| Jun 20. 19 | 391.96 | 391.96 | 391.96 | 391.96 | 391.96 | - | 0.00382 |
| Jun 21. 19 | 393.46 | 393.46 | 393.46 | 393.46 | 393.46 | - | -0.01408 |
| Jun 22. 19 | 387.96 | 387.96 | 387.96 | 387.96 | 387.96 | - | -0.00823 |
| Jun 25. 19 | 384.78 | 384.78 | 384.78 | 384.78 | 384.78 | - | -0.00068 |
| Jun 26. 19 | 384.52 | 384.52 | 384.52 | 384.52 | 384.52 | - | 0.008726 |
| Jun 27. 19 | 387.89 | 387.89 | 387.89 | 387.89 | 387.89 | - | 0.007065 |
| Jun 28. 19 | 390.64 | 390.64 | 390.64 | 390.64 | 390.64 | - | 0.001279 |
| Jun 29. 19 | 391.14 | 391.14 | 391.14 | 391.14 | 391.14 | - | 0.00426 |
| Jul 02. 199 | 392.81 | 392.81 | 392.81 | 392.81 | 392.81 | - | 0.002162 |
| Jul 03. 199 | 393.66 | 393.66 | 393.66 | 393.66 | 393.66 | - | -0.01237 |
| Jul 05. 199 | 388.82 | 388.82 | 388.82 | 388.82 | 388.82 | - | 0.007686 |
| Jul 06. 199 | 391.82 | 391.82 | 391.82 | 391.82 | 391.82 | - | 0.003134 |
| Jul 09. 199 | 393.05 | 393.05 | 393.05 | 393.05 | 393.05 | - | -0.00843 |
| Jul 10. 199 | 389.75 | 389.75 | 389.75 | 389.75 | 389.75 | - | 0.013203 |
| Jul 11. 199 | 394.93 | 394.93 | 394.93 | 394.93 | 394.93 | - | 0.01158 |
| Jul 12. 199 | 399.53 | 399.53 | 399.53 | 399.53 | 399.53 | - | 0.005118 |
| Jul 13. 199 | 401.58 | 401.58 | 401.58 | 401.58 | 401.58 | - | 0.004671 |
| Jul 16. 199 | 403.46 | 403.46 | 403.46 | 403.46 | 403.46 | - | -0.00387 |
| Jul 17. 199 | 401.9 | 401.9 | 401.9 | 401.9 | 401.9 | - | -0.00897 |
| Jul 18. 199 | 398.31 | 398.31 | 398.31 | 398.31 | 398.31 | - | 0.003033 |
| Jul 19. 199 | 399.52 | 399.52 | 399.52 | 399.52 | 399.52 | - | -0.01021 |
| Jul 20. 199 | 395.46 | 395.46 | 395.46 | 395.46 | 395.46 | - | -0.01747 |
| Jul 23. 199 | 388.61 | 388.61 | 388.61 | 388.61 | 388.61 | - | 0.001363 |
| Jul 24. 199 | 389.14 | 389.14 | 389.14 | 389.14 | 389.14 | - | 0.003719 |
| Jul 25. 199 | 390.59 | 390.59 | 390.59 | 390.59 | 390.59 | - | -0.00323 |
| Jul 26. 199 | 389.33 | 389.33 | 389.33 | 389.33 | 389.33 | - | -0.00678 |
| Jul 27. 199 | 386.7 | 386.7 | 386.7 | 386.7 | 386.7 | - | 0.006187 |
| Jul 30. 199 | 389.1 | 389.1 | 389.1 | 389.1 | 389.1 | - | 0.002028 |
| Jul 31. 199 | 389.89 | 389.89 | 389.89 | 389.89 | 389.89 | - | -0.00172 |
| Aug 01. 19 | 389.22 | 389.22 | 389.22 | 389.22 | 389.22 | - | -0.01127 |
| Aug 02. 19 | 384.86 | 384.86 | 384.86 | 384.86 | 384.86 | - | -0.01886 |
| Aug 03. 19 | 377.67 | 377.67 | 377.67 | 377.67 | 377.67 | - | -0.02999 |
| Aug 06. 19 | 366.51 | 366.51 | 366.51 | 366.51 | 366.51 | - | 0.001636 |
| Aug 07. 19 | 367.11 | 367.11 | 367.11 | 367.11 | 367.11 | - | 0.010487 |
| Aug 08. 19 | 370.98 | 370.98 | 370.98 | 370.98 | 370.98 | - | 0.004921 |
| Aug 09. 19 | 372.81 | 372.81 | 372.81 | 372.81 | 372.81 | - | -0.0128 |
| Aug 10. 19 | 368.07 | 368.07 | 368.07 | 368.07 | 368.07 | - | 0.010164 |
| Aug 13. 19 | 371.83 | 371.83 | 371.83 | 371.83 | 371.83 | - | 0.001773 |
| Aug 14. 19 | 372.49 | 372.49 | 372.49 | 372.49 | 372.49 | - | 0.002038 |
| Aug 15. 19 | 373.25 | 373.25 | 373.25 | 373.25 | 373.25 | - | -0.0226 |
| Aug 16. 19 | 364.91 | 364.91 | 364.91 | 364.91 | 364.91 | - | -0.01382 |
| Aug 17. 19 | 359.9 | 359.9 | 359.9 | 359.9 | 359.9 | - | 0.002276 |
| Aug 20. 19 | 360.72 | 360.72 | 360.72 | 360.72 | 360.72 | - | -0.02033 |
| Aug 21. 19 | 353.46 | 353.46 | 353.46 | 353.46 | 353.46 | - | -0.0166 |
| Aug 22. 19 | 347.64 | 347.64 | 347.64 | 347.64 | 347.64 | - | -0.03043 |
| Aug 23. 19 | 337.22 | 337.22 | 337.22 | 337.22 | 337.22 | - | 0.014397 |
| Aug 24. 19 | 342.11 | 342.11 | 342.11 | 342.11 | 342.11 | - | 0.031761 |
| Aug 27. 19 | 353.15 | 353.15 | 353.15 | 353.15 | 353.15 | - | 5.66E-05 |
| Aug 28. 19 | 353.17 | 353.17 | 353.17 | 353.17 | 353.17 | - | 0.008908 |
| Aug 29. 19 | 356.33 | 356.33 | 356.33 | 356.33 | 356.33 | - | -0.01704 |
| Aug 30. 19 | 350.31 | 350.31 | 350.31 | 350.31 | 350.31 | - | 0.012313 |
| Aug 31. 19 | 354.65 | 354.65 | 354.65 | 354.65 | 354.65 | - | 0.001887 |
| Sep 04. 19 | 355.32 | 355.32 | 355.32 | 355.32 | 355.32 | - | 0.004016 |
| Sep 05. 19 | 356.75 | 356.75 | 356.75 | 356.75 | 356.75 | - | -0.01213 |
| Sep 06. 19 | 352.45 | 352.45 | 352.45 | 352.45 | 352.45 | - | 0.009151 |
| Sep 07. 19 | 355.69 | 355.69 | 355.69 | 355.69 | 355.69 | - | -0.00502 |
| Sep 10. 19 | 353.91 | 353.91 | 353.91 | 353.91 | 353.91 | - | -0.00167 |
| Sep 11. 19 | 353.32 | 353.32 | 353.32 | 353.32 | 353.32 | - | 0.004659 |
| Sep 12. 19 | 354.97 | 354.97 | 354.97 | 354.97 | 354.97 | - | -0.01213 |
| Sep 13. 19 | 350.69 | 350.69 | 350.69 | 350.69 | 350.69 | - | -0.00569 |
| Sep 14. 19 | 348.7 | 348.7 | 348.7 | 348.7 | 348.7 | - | 0.003035 |
| Sep 17. 19 | 349.76 | 349.76 | 349.76 | 349.76 | 349.76 | - | 0.003169 |
| Sep 18. 19 | 350.87 | 350.87 | 350.87 | 350.87 | 350.87 | - | -0.00629 |
| Sep 19. 19 | 348.67 | 348.67 | 348.67 | 348.67 | 348.67 | - | -0.01607 |
| Sep 20. 19 | 343.11 | 343.11 | 343.11 | 343.11 | 343.11 | - | -0.00052 |
| Sep 21. 19 | 342.93 | 342.93 | 342.93 | 342.93 | 342.93 | - | -0.0214 |
| Sep 24. 19 | 335.67 | 335.67 | 335.67 | 335.67 | 335.67 | - | 0.012082 |
| Sep 25. 19 | 339.75 | 339.75 | 339.75 | 339.75 | 339.75 | - | -0.01041 |
| Sep 26. 19 | 336.23 | 336.23 | 336.23 | 336.23 | 336.23 | - | -0.01329 |
| Sep 27. 19 | 331.79 | 331.79 | 331.79 | 331.79 | 331.79 | - | 0.016737 |
| Sep 28. 19 | 337.39 | 337.39 | 337.39 | 337.39 | 337.39 | - | 0.028949 |
| Oct 01. 19 | 347.3 | 347.3 | 347.3 | 347.3 | 347.3 | - | 0.000863 |
| Oct 02. 19 | 347.6 | 347.6 | 347.6 | 347.6 | 347.6 | - | -0.01152 |
| Oct 03. 19 | 343.62 | 343.62 | 343.62 | 343.62 | 343.62 | - | 0.004153 |
| Oct 04. 19 | 345.05 | 345.05 | 345.05 | 345.05 | 345.05 | - | -0.00377 |
| Oct 05. 19 | 343.75 | 343.75 | 343.75 | 343.75 | 343.75 | - | 0.006322 |
| Oct 08. 19 | 345.93 | 345.93 | 345.93 | 345.93 | 345.93 | - | -0.02701 |
| Oct 09. 19 | 336.71 | 336.71 | 336.71 | 336.71 | 336.71 | - | -0.01553 |
| Oct 10. 19 | 331.52 | 331.52 | 331.52 | 331.52 | 331.52 | - | -0.01655 |
| Oct 11. 19 | 326.08 | 326.08 | 326.08 | 326.08 | 326.08 | - | 0.015338 |
| Oct 12. 19 | 331.12 | 331.12 | 331.12 | 331.12 | 331.12 | - | 0.010843 |
| Oct 15. 19 | 334.73 | 334.73 | 334.73 | 334.73 | 334.73 | - | -0.01429 |
| Oct 16. 19 | 329.98 | 329.98 | 329.98 | 329.98 | 329.98 | - | -0.00048 |
| Oct 17. 19 | 329.82 | 329.82 | 329.82 | 329.82 | 329.82 | - | 0.023107 |
| Oct 18. 19 | 337.53 | 337.53 | 337.53 | 337.53 | 337.53 | - | 0.021832 |
| Oct 19. 19 | 344.98 | 344.98 | 344.98 | 344.98 | 344.98 | - | 0.007393 |
| Oct 22. 19 | 347.54 | 347.54 | 347.54 | 347.54 | 347.54 | - | -0.00763 |
| Oct 23. 19 | 344.9 | 344.9 | 344.9 | 344.9 | 344.9 | - | 0.000783 |
| Oct 24. 19 | 345.17 | 345.17 | 345.17 | 345.17 | 345.17 | - | -0.00774 |
| Oct 25. 19 | 342.51 | 342.51 | 342.51 | 342.51 | 342.51 | - | -0.01749 |
| Oct 26. 19 | 336.57 | 336.57 | 336.57 | 336.57 | 336.57 | - | -0.00913 |
| Oct 29. 19 | 333.51 | 333.51 | 333.51 | 333.51 | 333.51 | - | 0.007468 |
| Oct 30. 19 | 336.01 | 336.01 | 336.01 | 336.01 | 336.01 | - | -0.00018 |
| Oct 31. 19 | 335.95 | 335.95 | 335.95 | 335.95 | 335.95 | - | 0.01007 |
| Nov 01. 19 | 339.35 | 339.35 | 339.35 | 339.35 | 339.35 | - | 0.015729 |
| Nov 02. 19 | 344.73 | 344.73 | 344.73 | 344.73 | 344.73 | - | 0.010016 |
| Nov 05. 19 | 348.2 | 348.2 | 348.2 | 348.2 | 348.2 | - | -0.00923 |
| Nov 06. 19 | 345 | 345 | 345 | 345 | 345 | - | -0.0181 |
| Nov 07. 19 | 338.81 | 338.81 | 338.81 | 338.81 | 338.81 | - | 0.005739 |
| Nov 08. 19 | 340.76 | 340.76 | 340.76 | 340.76 | 340.76 | - | 0.02019 |
| Nov 09. 19 | 347.71 | 347.71 | 347.71 | 347.71 | 347.71 | - | 0.018126 |
| Nov 12. 19 | 354.07 | 354.07 | 354.07 | 354.07 | 354.07 | - | -0.00555 |
| Nov 13. 19 | 352.11 | 352.11 | 352.11 | 352.11 | 352.11 | - | 0.008737 |
| Nov 14. 19 | 355.2 | 355.2 | 355.2 | 355.2 | 355.2 | - | -0.01056 |
| Nov 15. 19 | 351.47 | 351.47 | 351.47 | 351.47 | 351.47 | - | 0.000626 |
| Nov 16. 19 | 351.69 | 351.69 | 351.69 | 351.69 | 351.69 | - | 0.006999 |
| Nov 19. 19 | 354.16 | 354.16 | 354.16 | 354.16 | 354.16 | - | -0.01267 |
| Nov 20. 19 | 349.7 | 349.7 | 349.7 | 349.7 | 349.7 | - | 0.002342 |
| Nov 21. 19 | 350.52 | 350.52 | 350.52 | 350.52 | 350.52 | - | -0.00291 |
| Nov 23. 19 | 349.5 | 349.5 | 349.5 | 349.5 | 349.5 | - | 0.004795 |
| Nov 26. 19 | 351.18 | 351.18 | 351.18 | 351.18 | 351.18 | - | 0.005396 |
| Nov 27. 19 | 353.08 | 353.08 | 353.08 | 353.08 | 353.08 | - | -0.00045 |
| Nov 28. 19 | 352.92 | 352.92 | 352.92 | 352.92 | 352.92 | - | -0.0048 |
| Nov 29. 19 | 351.23 | 351.23 | 351.23 | 351.23 | 351.23 | - | 0.018169 |
| Nov 30. 19 | 357.67 | 357.67 | 357.67 | 357.67 | 357.67 | - | 0.006493 |
| Dec 03. 19 | 360 | 360 | 360 | 360 | 360 | - | 0.007114 |
| Dec 04. 19 | 362.57 | 362.57 | 362.57 | 362.57 | 362.57 | - | 0.01089 |
| Dec 05. 19 | 366.54 | 366.54 | 366.54 | 366.54 | 366.54 | - | -0.00251 |
| Dec 06. 19 | 365.62 | 365.62 | 365.62 | 365.62 | 365.62 | - | -0.00397 |
| Dec 07. 19 | 364.17 | 364.17 | 364.17 | 364.17 | 364.17 | - | 0.003645 |
| Dec 10. 19 | 365.5 | 365.5 | 365.5 | 365.5 | 365.5 | - | -0.00708 |
| Dec 11. 19 | 362.92 | 362.92 | 362.92 | 362.92 | 362.92 | - | 0.011425 |
| Dec 12. 19 | 367.09 | 367.09 | 367.09 | 367.09 | 367.09 | - | -0.00251 |
| Dec 13. 19 | 366.17 | 366.17 | 366.17 | 366.17 | 366.17 | - | -0.00768 |
| Dec 14. 19 | 363.37 | 363.37 | 363.37 | 363.37 | 363.37 | - | -0.0024 |
| Dec 17. 19 | 362.5 | 362.5 | 362.5 | 362.5 | 362.5 | - | 0.012337 |
| Dec 18. 19 | 367 | 367 | 367 | 367 | 367 | - | 0.000518 |
| Dec 19. 19 | 367.19 | 367.19 | 367.19 | 367.19 | 367.19 | - | -0.00025 |
| Dec 20. 19 | 367.1 | 367.1 | 367.1 | 367.1 | 367.1 | - | 0.004918 |
| Dec 21. 19 | 368.91 | 368.91 | 368.91 | 368.91 | 368.91 | - | -0.00484 |
| Dec 24. 19 | 367.13 | 367.13 | 367.13 | 367.13 | 367.13 | - | 0.002937 |
| Dec 26. 19 | 368.21 | 368.21 | 368.21 | 368.21 | 368.21 | - | -0.00774 |
| Dec 27. 19 | 365.37 | 365.37 | 365.37 | 365.37 | 365.37 | - | 0.001613 |
| Dec 28. 19 | 365.96 | 365.96 | 365.96 | 365.96 | 365.96 | - | 0.004553 |
| Dec 31. 19 | 367.63 | 367.63 | 367.63 | 367.63 | 367.63 | - | -0.01146 |
| Jan 02. 199 | 363.44 | 363.44 | 363.44 | 363.44 | 363.44 | - | -0.01396 |
| Jan 03. 199 | 358.4 | 358.4 | 358.4 | 358.4 | 358.4 | - | -0.00249 |
| Jan 04. 199 | 357.51 | 357.51 | 357.51 | 357.51 | 357.51 | - | -0.01727 |
| Jan 07. 199 | 351.39 | 351.39 | 351.39 | 351.39 | 351.39 | - | -0.00171 |
| Jan 08. 199 | 350.79 | 350.79 | 350.79 | 350.79 | 350.79 | - | -0.01081 |
| Jan 09. 199 | 347.02 | 347.02 | 347.02 | 347.02 | 347.02 | - | 0.009693 |
| Jan 10. 199 | 350.4 | 350.4 | 350.4 | 350.4 | 350.4 | - | 0.002252 |
| Jan 11. 199 | 351.19 | 351.19 | 351.19 | 351.19 | 351.19 | - | -0.00849 |
| Jan 14. 199 | 348.22 | 348.22 | 348.22 | 348.22 | 348.22 | - | 0.003984 |
| Jan 15. 199 | 349.61 | 349.61 | 349.61 | 349.61 | 349.61 | - | 0.007807 |
| Jan 16. 199 | 352.35 | 352.35 | 352.35 | 352.35 | 352.35 | - | 0.036641 |
| Jan 17. 199 | 365.5 | 365.5 | 365.5 | 365.5 | 365.5 | - | 0.012993 |
| Jan 18. 199 | 370.28 | 370.28 | 370.28 | 370.28 | 370.28 | - | -0.00352 |
| Jan 21. 199 | 368.98 | 368.98 | 368.98 | 368.98 | 368.98 | - | -0.00833 |
| Jan 22. 199 | 365.92 | 365.92 | 365.92 | 365.92 | 365.92 | - | 0.005804 |
| Jan 23. 199 | 368.05 | 368.05 | 368.05 | 368.05 | 368.05 | - | 0.013922 |
| Jan 24. 199 | 373.21 | 373.21 | 373.21 | 373.21 | 373.21 | - | 0.003878 |
| Jan 25. 199 | 374.66 | 374.66 | 374.66 | 374.66 | 374.66 | - | 8.01E-05 |
| Jan 28. 199 | 374.69 | 374.69 | 374.69 | 374.69 | 374.69 | - | -0.00029 |
| Jan 29. 199 | 374.58 | 374.58 | 374.58 | 374.58 | 374.58 | - | 0.015076 |
| Jan 30. 199 | 380.27 | 380.27 | 380.27 | 380.27 | 380.27 | - | 0.008823 |
| Jan 31. 199 | 383.64 | 383.64 | 383.64 | 383.64 | 383.64 | - | -0.00251 |
| Feb 01. 19 | 382.68 | 382.68 | 382.68 | 382.68 | 382.68 | - | 0.01602 |
| Feb 04. 19 | 388.86 | 388.86 | 388.86 | 388.86 | 388.86 | - | 0.008884 |
| Feb 05. 19 | 392.33 | 392.33 | 392.33 | 392.33 | 392.33 | - | 0.019236 |
| Feb 06. 19 | 399.95 | 399.95 | 399.95 | 399.95 | 399.95 | - | -0.00403 |
| Feb 07. 19 | 398.34 | 398.34 | 398.34 | 398.34 | 398.34 | - | 0.008051 |
| Feb 08. 19 | 401.56 | 401.56 | 401.56 | 401.56 | 401.56 | - | 0.025812 |
| Feb 11. 19 | 412.06 | 412.06 | 412.06 | 412.06 | 412.06 | - | -0.00824 |
| Feb 12. 19 | 408.68 | 408.68 | 408.68 | 408.68 | 408.68 | - | 0.009788 |
| Feb 13. 19 | 412.7 | 412.7 | 412.7 | 412.7 | 412.7 | - | -0.01305 |
| Feb 14. 19 | 407.35 | 407.35 | 407.35 | 407.35 | 407.35 | - | 0.013387 |
| Feb 15. 19 | 412.84 | 412.84 | 412.84 | 412.84 | 412.84 | - | 0.000968 |
| Feb 19. 19 | 413.24 | 413.24 | 413.24 | 413.24 | 413.24 | - | -0.01154 |
| Feb 20. 19 | 408.5 | 408.5 | 408.5 | 408.5 | 408.5 | - | -0.00047 |
| Feb 21. 19 | 408.31 | 408.31 | 408.31 | 408.31 | 408.31 | - | 0.002128 |
| Feb 22. 19 | 409.18 | 409.18 | 409.18 | 409.18 | 409.18 | - | 0.00473 |
| Feb 25. 19 | 411.12 | 411.12 | 411.12 | 411.12 | 411.12 | - | -0.01201 |
| Feb 26. 19 | 406.21 | 406.21 | 406.21 | 406.21 | 406.21 | - | 0.013546 |
| Feb 27. 19 | 411.75 | 411.75 | 411.75 | 411.75 | 411.75 | - | -0.00163 |
| Feb 28. 19 | 411.08 | 411.08 | 411.08 | 411.08 | 411.08 | - | 0.009298 |
| Mar 01. 19 | 414.92 | 414.92 | 414.92 | 414.92 | 414.92 | - | -0.00275 |
| Mar 04. 19 | 413.78 | 413.78 | 413.78 | 413.78 | 413.78 | - | 0.019908 |
| Mar 05. 19 | 422.1 | 422.1 | 422.1 | 422.1 | 422.1 | - | -0.00142 |
| Mar 06. 19 | 421.5 | 421.5 | 421.5 | 421.5 | 421.5 | - | -0.00059 |
| Mar 07. 19 | 421.25 | 421.25 | 421.25 | 421.25 | 421.25 | - | -0.0024 |
| Mar 08. 19 | 420.24 | 420.24 | 420.24 | 420.24 | 420.24 | - | -0.00503 |
| Mar 11. 19 | 418.13 | 418.13 | 418.13 | 418.13 | 418.13 | - | -0.00783 |
| Mar 12. 19 | 414.87 | 414.87 | 414.87 | 414.87 | 414.87 | - | 0.012242 |
| Mar 13. 19 | 419.98 | 419.98 | 419.98 | 419.98 | 419.98 | - | -0.00284 |
| Mar 14. 19 | 418.79 | 418.79 | 418.79 | 418.79 | 418.79 | - | 0.000239 |
| Mar 15. 19 | 418.89 | 418.89 | 418.89 | 418.89 | 418.89 | - | -0.00395 |
| Mar 18. 19 | 417.24 | 417.24 | 417.24 | 417.24 | 417.24 | - | -0.01487 |
| Mar 19. 19 | 411.08 | 411.08 | 411.08 | 411.08 | 411.08 | - | 0.003642 |
| Mar 20. 19 | 412.58 | 412.58 | 412.58 | 412.58 | 412.58 | - | -0.00364 |
| Mar 21. 19 | 411.08 | 411.08 | 411.08 | 411.08 | 411.08 | - | 0.002915 |
| Mar 22. 19 | 412.28 | 412.28 | 412.28 | 412.28 | 412.28 | - | 0.006503 |
| Mar 25. 19 | 414.97 | 414.97 | 414.97 | 414.97 | 414.97 | - | 0.017344 |
| Mar 26. 19 | 422.23 | 422.23 | 422.23 | 422.23 | 422.23 | - | -0.00251 |
| Mar 27. 19 | 421.17 | 421.17 | 421.17 | 421.17 | 421.17 | - | -0.00033 |
| Mar 28. 19 | 421.03 | 421.03 | 421.03 | 421.03 | 421.03 | - | -0.01024 |
| Apr 01. 19 | 416.74 | 416.74 | 416.74 | 416.74 | 416.74 | - | 0.021906 |
| Apr 02. 19 | 425.97 | 425.97 | 425.97 | 425.97 | 425.97 | - | -0.00139 |
| Apr 03. 19 | 425.38 | 425.38 | 425.38 | 425.38 | 425.38 | - | 0.002629 |
| Apr 04. 19 | 426.5 | 426.5 | 426.5 | 426.5 | 426.5 | - | -0.01167 |
| Apr 05. 19 | 421.55 | 421.55 | 421.55 | 421.55 | 421.55 | - | 0.008786 |
| Apr 08. 19 | 425.27 | 425.27 | 425.27 | 425.27 | 425.27 | - | -0.01349 |
| Apr 09. 19 | 419.57 | 419.57 | 419.57 | 419.57 | 419.57 | - | -0.0011 |
| Apr 10. 19 | 419.11 | 419.11 | 419.11 | 419.11 | 419.11 | - | 0.011954 |
| Apr 11. 19 | 424.15 | 424.15 | 424.15 | 424.15 | 424.15 | - | 0.007306 |
| Apr 12. 19 | 427.26 | 427.26 | 427.26 | 427.26 | 427.26 | - | 0.002268 |
| Apr 15. 19 | 428.23 | 428.23 | 428.23 | 428.23 | 428.23 | - | 0.016743 |
| Apr 16. 19 | 435.46 | 435.46 | 435.46 | 435.46 | 435.46 | - | 0.007299 |
| Apr 17. 19 | 438.65 | 438.65 | 438.65 | 438.65 | 438.65 | - | -0.0051 |
| Apr 18. 19 | 436.42 | 436.42 | 436.42 | 436.42 | 436.42 | - | -0.01099 |
| Apr 19. 19 | 431.65 | 431.65 | 431.65 | 431.65 | 431.65 | - | -0.00842 |
| Apr 22. 19 | 428.03 | 428.03 | 428.03 | 428.03 | 428.03 | - | 0.002124 |
| Apr 23. 19 | 428.94 | 428.94 | 428.94 | 428.94 | 428.94 | - | 0.002677 |
| Apr 24. 19 | 430.09 | 430.09 | 430.09 | 430.09 | 430.09 | - | -0.00916 |
| Apr 25. 19 | 426.17 | 426.17 | 426.17 | 426.17 | 426.17 | - | -0.00052 |
| Apr 26. 19 | 425.95 | 425.95 | 425.95 | 425.95 | 425.95 | - | -0.01404 |
| Apr 29. 19 | 420.01 | 420.01 | 420.01 | 420.01 | 420.01 | - | 0.004798 |
| Apr 30. 19 | 422.03 | 422.03 | 422.03 | 422.03 | 422.03 | - | 0.013088 |
| May 01. 19 | 427.59 | 427.59 | 427.59 | 427.59 | 427.59 | - | 0.000631 |
| May 02. 19 | 427.86 | 427.86 | 427.86 | 427.86 | 427.86 | - | 0.000864 |
| May 03. 19 | 428.23 | 428.23 | 428.23 | 428.23 | 428.23 | - | -0.00124 |
| May 06. 19 | 427.7 | 427.7 | 427.7 | 427.7 | 427.7 | - | -0.00678 |
| May 07. 19 | 424.81 | 424.81 | 424.81 | 424.81 | 424.81 | - | 0.003149 |
| May 08. 19 | 426.15 | 426.15 | 426.15 | 426.15 | 426.15 | - | 0.012916 |
| May 09. 19 | 431.69 | 431.69 | 431.69 | 431.69 | 431.69 | - | -0.01963 |
| May 10. 19 | 423.3 | 423.3 | 423.3 | 423.3 | 423.3 | - | 0.002996 |
| May 13. 19 | 424.57 | 424.57 | 424.57 | 424.57 | 424.57 | - | -0.01364 |
| May 14. 19 | 418.82 | 418.82 | 418.82 | 418.82 | 418.82 | - | -0.00813 |
| May 15. 19 | 415.43 | 415.43 | 415.43 | 415.43 | 415.43 | - | 0.009964 |
| May 16. 19 | 419.59 | 419.59 | 419.59 | 419.59 | 419.59 | - | 0.001048 |
| May 17. 19 | 420.03 | 420.03 | 420.03 | 420.03 | 420.03 | - | -7.1E-05 |
| May 20. 19 | 420 | 420 | 420 | 420 | 420 | - | 0.008322 |
| May 21. 19 | 423.51 | 423.51 | 423.51 | 423.51 | 423.51 | - | 0.002264 |
| May 22. 19 | 424.47 | 424.47 | 424.47 | 424.47 | 424.47 | - | -0.00323 |
| May 23. 19 | 423.1 | 423.1 | 423.1 | 423.1 | 423.1 | - | 0.006972 |
| May 24. 19 | 426.06 | 426.06 | 426.06 | 426.06 | 426.06 | - | 0.012038 |
| May 28. 19 | 431.22 | 431.22 | 431.22 | 431.22 | 431.22 | - | 0.002247 |
| May 29. 19 | 432.19 | 432.19 | 432.19 | 432.19 | 432.19 | - | 0.010885 |
| May 30. 19 | 436.92 | 436.92 | 436.92 | 436.92 | 436.92 | - | 0.00757 |
| May 31. 19 | 440.24 | 440.24 | 440.24 | 440.24 | 440.24 | - | -0.00423 |
| Jun 03. 19 | 438.38 | 438.38 | 438.38 | 438.38 | 438.38 | - | -0.00071 |
| Jun 04. 19 | 438.07 | 438.07 | 438.07 | 438.07 | 438.07 | - | -0.00685 |
| Jun 05. 19 | 435.08 | 435.08 | 435.08 | 435.08 | 435.08 | - | -0.00373 |
| Jun 06. 19 | 433.46 | 433.46 | 433.46 | 433.46 | 433.46 | - | -0.011 |
| Jun 07. 19 | 428.72 | 428.72 | 428.72 | 428.72 | 428.72 | - | -0.00194 |
| Jun 10. 19 | 427.89 | 427.89 | 427.89 | 427.89 | 427.89 | - | 0.006731 |
| Jun 11. 19 | 430.78 | 430.78 | 430.78 | 430.78 | 430.78 | - | -0.01163 |
| Jun 12. 19 | 425.8 | 425.8 | 425.8 | 425.8 | 425.8 | - | 0.002697 |
| Jun 13. 19 | 426.95 | 426.95 | 426.95 | 426.95 | 426.95 | - | 0.012268 |
| Jun 14. 19 | 432.22 | 432.22 | 432.22 | 432.22 | 432.22 | - | -0.00564 |
| Jun 17. 19 | 429.79 | 429.79 | 429.79 | 429.79 | 429.79 | - | -0.00399 |
| Jun 18. 19 | 428.08 | 428.08 | 428.08 | 428.08 | 428.08 | - | -0.00927 |
| Jun 19. 19 | 424.13 | 424.13 | 424.13 | 424.13 | 424.13 | - | 0.000896 |
| Jun 20. 19 | 424.51 | 424.51 | 424.51 | 424.51 | 424.51 | - | 0.006176 |
| Jun 21. 19 | 427.14 | 427.14 | 427.14 | 427.14 | 427.14 | - | -0.01764 |
| Jun 24. 19 | 419.67 | 419.67 | 419.67 | 419.67 | 419.67 | - | -0.00074 |
| Jun 25. 19 | 419.36 | 419.36 | 419.36 | 419.36 | 419.36 | - | 0.002572 |
| Jun 26. 19 | 420.44 | 420.44 | 420.44 | 420.44 | 420.44 | - | 0.007535 |
| Jun 27. 19 | 423.62 | 423.62 | 423.62 | 423.62 | 423.62 | - | -0.00842 |
| Jun 28. 19 | 420.07 | 420.07 | 420.07 | 420.07 | 420.07 | - | 0.018071 |
| Jul 01. 199 | 427.73 | 427.73 | 427.73 | 427.73 | 427.73 | - | -0.00119 |
| Jul 02. 199 | 427.22 | 427.22 | 427.22 | 427.22 | 427.22 | - | -0.01061 |
| Jul 03. 199 | 422.71 | 422.71 | 422.71 | 422.71 | 422.71 | - | 0.002174 |
| Jul 05. 199 | 423.63 | 423.63 | 423.63 | 423.63 | 423.63 | - | 0.010286 |
| Jul 08. 199 | 428.01 | 428.01 | 428.01 | 428.01 | 428.01 | - | -0.00475 |
| Jul 09. 199 | 425.98 | 425.98 | 425.98 | 425.98 | 425.98 | - | -0.00099 |
| Jul 10. 199 | 425.56 | 425.56 | 425.56 | 425.56 | 425.56 | - | 0.003261 |
| Jul 11. 199 | 426.95 | 426.95 | 426.95 | 426.95 | 426.95 | - | 0.008675 |
| Jul 12. 199 | 430.67 | 430.67 | 430.67 | 430.67 | 430.67 | - | 0.005788 |
| Jul 15. 199 | 433.17 | 433.17 | 433.17 | 433.17 | 433.17 | - | -0.0022 |
| Jul 16. 199 | 432.22 | 432.22 | 432.22 | 432.22 | 432.22 | - | -0.0009 |
| Jul 17. 199 | 431.83 | 431.83 | 431.83 | 431.83 | 431.83 | - | 0.01094 |
| Jul 18. 199 | 436.58 | 436.58 | 436.58 | 436.58 | 436.58 | - | -0.00298 |
| Jul 19. 199 | 435.28 | 435.28 | 435.28 | 435.28 | 435.28 | - | -0.00341 |
| Jul 22. 199 | 433.8 | 433.8 | 433.8 | 433.8 | 433.8 | - | -0.00908 |
| Jul 23. 199 | 429.88 | 429.88 | 429.88 | 429.88 | 429.88 | - | -0.00203 |
| Jul 24. 199 | 429.01 | 429.01 | 429.01 | 429.01 | 429.01 | - | 0.006158 |
| Jul 25. 199 | 431.66 | 431.66 | 431.66 | 431.66 | 431.66 | - | -2.3E-05 |
| Jul 26. 199 | 431.65 | 431.65 | 431.65 | 431.65 | 431.65 | - | 0.006005 |
| Jul 29. 199 | 434.25 | 434.25 | 434.25 | 434.25 | 434.25 | - | 0.009443 |
| Jul 30. 199 | 438.37 | 438.37 | 438.37 | 438.37 | 438.37 | - | 0.002916 |
| Jul 31. 199 | 439.65 | 439.65 | 439.65 | 439.65 | 439.65 | - | -0.00173 |
| Aug 01. 19 | 438.89 | 438.89 | 438.89 | 438.89 | 438.89 | - | 0.000296 |
| Aug 02. 19 | 439.02 | 439.02 | 439.02 | 439.02 | 439.02 | - | -0.00509 |
| Aug 05. 19 | 436.79 | 436.79 | 436.79 | 436.79 | 436.79 | - | 0.014817 |
| Aug 06. 19 | 443.31 | 443.31 | 443.31 | 443.31 | 443.31 | - | 0.000248 |
| Aug 07. 19 | 443.42 | 443.42 | 443.42 | 443.42 | 443.42 | - | -0.00303 |
| Aug 08. 19 | 442.08 | 442.08 | 442.08 | 442.08 | 442.08 | - | -0.00535 |
| Aug 09. 19 | 439.72 | 439.72 | 439.72 | 439.72 | 439.72 | - | 0.002612 |
| Aug 12. 19 | 440.87 | 440.87 | 440.87 | 440.87 | 440.87 | - | 0.004165 |
| Aug 13. 19 | 442.71 | 442.71 | 442.71 | 442.71 | 442.71 | - | 0.000858 |
| Aug 14. 19 | 443.09 | 443.09 | 443.09 | 443.09 | 443.09 | - | -0.0014 |
| Aug 15. 19 | 442.47 | 442.47 | 442.47 | 442.47 | 442.47 | - | -0.00951 |
| Aug 16. 19 | 438.28 | 438.28 | 438.28 | 438.28 | 438.28 | - | -0.02371 |
| Aug 19. 19 | 428.01 | 428.01 | 428.01 | 428.01 | 428.01 | - | 0.007866 |
| Aug 20. 19 | 431.39 | 431.39 | 431.39 | 431.39 | 431.39 | - | 0.028992 |
| Aug 21. 19 | 444.08 | 444.08 | 444.08 | 444.08 | 444.08 | - | 0.001935 |
| Aug 22. 19 | 444.94 | 444.94 | 444.94 | 444.94 | 444.94 | - | 0.007233 |
| Aug 23. 19 | 448.17 | 448.17 | 448.17 | 448.17 | 448.17 | - | -0.00047 |
| Aug 26. 19 | 447.96 | 447.96 | 447.96 | 447.96 | 447.96 | - | -0.00179 |
| Aug 27. 19 | 447.16 | 447.16 | 447.16 | 447.16 | 447.16 | - | 0.009216 |
| Aug 28. 19 | 451.3 | 451.3 | 451.3 | 451.3 | 451.3 | - | -0.0004 |
| Aug 29. 19 | 451.12 | 451.12 | 451.12 | 451.12 | 451.12 | - | -0.00235 |
| Aug 30. 19 | 450.06 | 450.06 | 450.06 | 450.06 | 450.06 | - | -0.00819 |
| Sep 03. 19 | 446.39 | 446.39 | 446.39 | 446.39 | 446.39 | - | -0.0055 |
| Sep 04. 19 | 443.94 | 443.94 | 443.94 | 443.94 | 443.94 | - | -0.0021 |
| Sep 05. 19 | 443.01 | 443.01 | 443.01 | 443.01 | 443.01 | - | -9E-05 |
| Sep 06. 19 | 442.97 | 442.97 | 442.97 | 442.97 | 442.97 | - | -0.00099 |
| Sep 09. 19 | 442.53 | 442.53 | 442.53 | 442.53 | 442.53 | - | -0.01004 |
| Sep 10. 19 | 438.11 | 438.11 | 438.11 | 438.11 | 438.11 | - | 0.001391 |
| Sep 11. 19 | 438.72 | 438.72 | 438.72 | 438.72 | 438.72 | - | 0.005841 |
| Sep 12. 19 | 441.29 | 441.29 | 441.29 | 441.29 | 441.29 | - | -0.0097 |
| Sep 13. 19 | 437.03 | 437.03 | 437.03 | 437.03 | 437.03 | - | 0.006114 |
| Sep 16. 19 | 439.71 | 439.71 | 439.71 | 439.71 | 439.71 | - | -0.00064 |
| Sep 17. 19 | 439.43 | 439.43 | 439.43 | 439.43 | 439.43 | - | 0.003725 |
| Sep 18. 19 | 441.07 | 441.07 | 441.07 | 441.07 | 441.07 | - | 0.001608 |
| Sep 19. 19 | 441.78 | 441.78 | 441.78 | 441.78 | 441.78 | - | 0.001109 |
| Sep 20. 19 | 442.27 | 442.27 | 442.27 | 442.27 | 442.27 | - | -0.00515 |
| Sep 23. 19 | 440 | 440 | 440 | 440 | 440 | - | 0.00501 |
| Sep 24. 19 | 442.21 | 442.21 | 442.21 | 442.21 | 442.21 | - | -0.00208 |
| Sep 25. 19 | 441.29 | 441.29 | 441.29 | 441.29 | 441.29 | - | -0.001 |
| Sep 26. 19 | 440.85 | 440.85 | 440.85 | 440.85 | 440.85 | - | -0.00152 |
| Sep 27. 19 | 440.18 | 440.18 | 440.18 | 440.18 | 440.18 | - | 0.005325 |
| Sep 30. 19 | 442.53 | 442.53 | 442.53 | 442.53 | 442.53 | - | 0.003496 |
| Oct 01. 19 | 444.08 | 444.08 | 444.08 | 444.08 | 444.08 | - | -0.00241 |
| Oct 02. 19 | 443.01 | 443.01 | 443.01 | 443.01 | 443.01 | - | -0.0098 |
| Oct 03. 19 | 438.69 | 438.69 | 438.69 | 438.69 | 438.69 | - | -0.00794 |
| Oct 04. 19 | 435.22 | 435.22 | 435.22 | 435.22 | 435.22 | - | -0.00449 |
| Oct 07. 19 | 433.27 | 433.27 | 433.27 | 433.27 | 433.27 | - | 0.003134 |
| Oct 08. 19 | 434.63 | 434.63 | 434.63 | 434.63 | 434.63 | - | -0.0102 |
| Oct 09. 19 | 430.22 | 430.22 | 430.22 | 430.22 | 430.22 | - | 0.009899 |
| Oct 10. 19 | 434.5 | 434.5 | 434.5 | 434.5 | 434.5 | - | 0.002528 |
| Oct 11. 19 | 435.6 | 435.6 | 435.6 | 435.6 | 435.6 | - | 0.013069 |
| Oct 14. 19 | 441.33 | 441.33 | 441.33 | 441.33 | 441.33 | - | 0.011736 |
| Oct 15. 19 | 446.54 | 446.54 | 446.54 | 446.54 | 446.54 | - | 0.00458 |
| Oct 16. 19 | 448.59 | 448.59 | 448.59 | 448.59 | 448.59 | - | -0.00221 |
| Oct 17. 19 | 447.6 | 447.6 | 447.6 | 447.6 | 447.6 | - | 0.001473 |
| Oct 18. 19 | 448.26 | 448.26 | 448.26 | 448.26 | 448.26 | - | -0.00629 |
| Oct 21. 19 | 445.45 | 445.45 | 445.45 | 445.45 | 445.45 | - | -0.00561 |
| Oct 22. 19 | 442.96 | 442.96 | 442.96 | 442.96 | 442.96 | - | 0.000271 |
| Oct 23. 19 | 443.08 | 443.08 | 443.08 | 443.08 | 443.08 | - | -0.00743 |
| Oct 24. 19 | 439.8 | 439.8 | 439.8 | 439.8 | 439.8 | - | -0.00219 |
| Oct 25. 19 | 438.84 | 438.84 | 438.84 | 438.84 | 438.84 | - | 0.013962 |
| Oct 28. 19 | 445.01 | 445.01 | 445.01 | 445.01 | 445.01 | - | 0.005267 |
| Oct 29. 19 | 447.36 | 447.36 | 447.36 | 447.36 | 447.36 | - | 0.003771 |
| Oct 30. 19 | 449.05 | 449.05 | 449.05 | 449.05 | 449.05 | - | -0.00127 |
| Oct 31. 19 | 448.48 | 448.48 | 448.48 | 448.48 | 448.48 | - | -0.00286 |
| Nov 01. 19 | 447.2 | 447.2 | 447.2 | 447.2 | 447.2 | - | -0.00184 |
| Nov 04. 19 | 446.38 | 446.38 | 446.38 | 446.38 | 446.38 | - | -0.0035 |
| Nov 05. 19 | 444.82 | 444.82 | 444.82 | 444.82 | 444.82 | - | 0.003478 |
| Nov 06. 19 | 446.37 | 446.37 | 446.37 | 446.37 | 446.37 | - | 0.00972 |
| Nov 07. 19 | 450.73 | 450.73 | 450.73 | 450.73 | 450.73 | - | -0.00162 |
| Nov 08. 19 | 450 | 450 | 450 | 450 | 450 | - | 0.000578 |
| Nov 11. 19 | 450.26 | 450.26 | 450.26 | 450.26 | 450.26 | - | 0.009241 |
| Nov 12. 19 | 454.44 | 454.44 | 454.44 | 454.44 | 454.44 | - | 0.001781 |
| Nov 13. 19 | 455.25 | 455.25 | 455.25 | 455.25 | 455.25 | - | -0.00055 |
| Nov 14. 19 | 455 | 455 | 455 | 455 | 455 | - | -0.03726 |
| Nov 15. 19 | 438.36 | 438.36 | 438.36 | 438.36 | 438.36 | - | 0.00716 |
| Nov 18. 19 | 441.51 | 441.51 | 441.51 | 441.51 | 441.51 | - | -0.01518 |
| Nov 19. 19 | 434.86 | 434.86 | 434.86 | 434.86 | 434.86 | - | -0.0023 |
| Nov 20. 19 | 433.86 | 433.86 | 433.86 | 433.86 | 433.86 | - | 0.004048 |
| Nov 21. 19 | 435.62 | 435.62 | 435.62 | 435.62 | 435.62 | - | -0.01008 |
| Nov 22. 19 | 431.25 | 431.25 | 431.25 | 431.25 | 431.25 | - | -0.00186 |
| Nov 25. 19 | 430.45 | 430.45 | 430.45 | 430.45 | 430.45 | - | 0.006945 |
| Nov 26. 19 | 433.45 | 433.45 | 433.45 | 433.45 | 433.45 | - | -0.00358 |
| Nov 27. 19 | 431.9 | 431.9 | 431.9 | 431.9 | 431.9 | - | -0.00346 |
| Nov 29. 19 | 430.41 | 430.41 | 430.41 | 430.41 | 430.41 | - | 0.016727 |
| Dec 02. 19 | 437.67 | 437.67 | 437.67 | 437.67 | 437.67 | - | -0.00091 |
| Dec 03. 19 | 437.27 | 437.27 | 437.27 | 437.27 | 437.27 | - | -0.00227 |
| Dec 04. 19 | 436.28 | 436.28 | 436.28 | 436.28 | 436.28 | - | -0.00704 |
| Dec 05. 19 | 433.22 | 433.22 | 433.22 | 433.22 | 433.22 | - | 0.004537 |
| Dec 06. 19 | 435.19 | 435.19 | 435.19 | 435.19 | 435.19 | - | -0.00205 |
| Dec 09. 19 | 434.3 | 434.3 | 434.3 | 434.3 | 434.3 | - | -0.00062 |
| Dec 10. 19 | 434.03 | 434.03 | 434.03 | 434.03 | 434.03 | - | -0.00051 |
| Dec 11. 19 | 433.81 | 433.81 | 433.81 | 433.81 | 433.81 | - | 0.01016 |
| Dec 12. 19 | 438.24 | 438.24 | 438.24 | 438.24 | 438.24 | - | 0.007638 |
| Dec 13. 19 | 441.6 | 441.6 | 441.6 | 441.6 | 441.6 | - | 2.26E-05 |
| Dec 16. 19 | 441.61 | 441.61 | 441.61 | 441.61 | 441.61 | - | -0.00436 |
| Dec 17. 19 | 439.69 | 439.69 | 439.69 | 439.69 | 439.69 | - | 0.001931 |
| Dec 18. 19 | 440.54 | 440.54 | 440.54 | 440.54 | 440.54 | - | -0.0025 |
| Dec 19. 19 | 439.44 | 439.44 | 439.44 | 439.44 | 439.44 | - | 0.011786 |
| Dec 20. 19 | 444.65 | 444.65 | 444.65 | 444.65 | 444.65 | - | 0.024964 |
| Dec 23. 19 | 455.89 | 455.89 | 455.89 | 455.89 | 455.89 | - | 0.006929 |
| Dec 24. 19 | 459.06 | 459.06 | 459.06 | 459.06 | 459.06 | - | 0.013759 |
| Dec 26. 19 | 465.42 | 465.42 | 465.42 | 465.42 | 465.42 | - | 0.004267 |
| Dec 27. 19 | 467.41 | 467.41 | 467.41 | 467.41 | 467.41 | - | 0.021127 |
| Dec 30. 19 | 477.39 | 477.39 | 477.39 | 477.39 | 477.39 | - | 0.004681 |
| Dec 31. 19 | 479.63 | 479.63 | 479.63 | 479.63 | 479.63 | - | 0.000438 |
| Jan 02. 199 | 479.84 | 479.84 | 479.84 | 479.84 | 479.84 | - | 0.004989 |
| Jan 03. 199 | 482.24 | 482.24 | 482.24 | 482.24 | 482.24 | - | -0.00289 |
| Jan 06. 199 | 480.85 | 480.85 | 480.85 | 480.85 | 480.85 | - | -0.00129 |
| Jan 07. 199 | 480.23 | 480.23 | 480.23 | 480.23 | 480.23 | - | 0.001664 |
| Jan 08. 199 | 481.03 | 481.03 | 481.03 | 481.03 | 481.03 | - | -0.0011 |
| Jan 09. 199 | 480.5 | 480.5 | 480.5 | 480.5 | 480.5 | - | -0.00603 |
| Jan 10. 199 | 477.61 | 477.61 | 477.61 | 477.61 | 477.61 | - | -0.0018 |
| Jan 13. 199 | 476.75 | 476.75 | 476.75 | 476.75 | 476.75 | - | 0.014638 |
| Jan 14. 199 | 483.78 | 483.78 | 483.78 | 483.78 | 483.78 | - | 0.000868 |
| Jan 15. 199 | 484.2 | 484.2 | 484.2 | 484.2 | 484.2 | - | -0.00607 |
| Jan 16. 199 | 481.27 | 481.27 | 481.27 | 481.27 | 481.27 | - | 0.001619 |
| Jan 17. 199 | 482.05 | 482.05 | 482.05 | 482.05 | 482.05 | - | -0.00599 |
| Jan 20. 199 | 479.17 | 479.17 | 479.17 | 479.17 | 479.17 | - | -0.00895 |
| Jan 21. 199 | 474.9 | 474.9 | 474.9 | 474.9 | 474.9 | - | 0.01322 |
| Jan 22. 199 | 481.22 | 481.22 | 481.22 | 481.22 | 481.22 | - | -0.00759 |
| Jan 23. 199 | 477.58 | 477.58 | 477.58 | 477.58 | 477.58 | - | 0.001256 |
| Jan 24. 199 | 478.18 | 478.18 | 478.18 | 478.18 | 478.18 | - | -0.001 |
| Jan 27. 199 | 477.7 | 477.7 | 477.7 | 477.7 | 477.7 | - | 6.28E-05 |
| Jan 28. 199 | 477.73 | 477.73 | 477.73 | 477.73 | 477.73 | - | -0.01111 |
| Jan 29. 199 | 472.45 | 472.45 | 472.45 | 472.45 | 472.45 | - | 0.003149 |
| Jan 30. 199 | 473.94 | 473.94 | 473.94 | 473.94 | 473.94 | - | -0.00686 |
| Jan 31. 199 | 470.7 | 470.7 | 470.7 | 470.7 | 470.7 | - | 0.00208 |
| Feb 03. 19 | 471.68 | 471.68 | 471.68 | 471.68 | 471.68 | - | 0.01088 |
| Feb 04. 19 | 476.84 | 476.84 | 476.84 | 476.84 | 476.84 | - | 0.000377 |
| Feb 05. 19 | 477.02 | 477.02 | 477.02 | 477.02 | 477.02 | - | 0.00021 |
| Feb 06. 19 | 477.12 | 477.12 | 477.12 | 477.12 | 477.12 | - | -0.00641 |
| Feb 07. 19 | 474.07 | 474.07 | 474.07 | 474.07 | 474.07 | - | 0.007 |
| Feb 10. 19 | 477.4 | 477.4 | 477.4 | 477.4 | 477.4 | - | 8.38E-05 |
| Feb 11. 19 | 477.44 | 477.44 | 477.44 | 477.44 | 477.44 | - | 0.008156 |
| Feb 12. 19 | 481.35 | 481.35 | 481.35 | 481.35 | 481.35 | - | -0.00822 |
| Feb 13. 19 | 477.41 | 477.41 | 477.41 | 477.41 | 477.41 | - | -0.00258 |
| Feb 14. 19 | 476.18 | 476.18 | 476.18 | 476.18 | 476.18 | - | -0.01238 |
| Feb 18. 19 | 470.32 | 470.32 | 470.32 | 470.32 | 470.32 | - | 0.002188 |
| Feb 19. 19 | 471.35 | 471.35 | 471.35 | 471.35 | 471.35 | - | 0.01378 |
| Feb 20. 19 | 477.89 | 477.89 | 477.89 | 477.89 | 477.89 | - | -0.0059 |
| Feb 21. 19 | 475.08 | 475.08 | 475.08 | 475.08 | 475.08 | - | 0.002208 |
| Feb 24. 19 | 476.13 | 476.13 | 476.13 | 476.13 | 476.13 | - | -0.00415 |
| Feb 25. 19 | 474.16 | 474.16 | 474.16 | 474.16 | 474.16 | - | 0.011866 |
| Feb 26. 19 | 479.82 | 479.82 | 479.82 | 479.82 | 479.82 | - | -0.00355 |
| Feb 27. 19 | 478.12 | 478.12 | 478.12 | 478.12 | 478.12 | - | -0.00279 |
| Feb 28. 19 | 476.79 | 476.79 | 476.79 | 476.79 | 476.79 | - | -0.00027 |
| Mar 02. 19 | 476.66 | 476.66 | 476.66 | 476.66 | 476.66 | - | 0.0013 |
| Mar 03. 19 | 477.28 | 477.28 | 477.28 | 477.28 | 477.28 | - | -0.0085 |
| Mar 04. 19 | 473.24 | 473.24 | 473.24 | 473.24 | 473.24 | - | -0.00685 |
| Mar 05. 19 | 470.01 | 470.01 | 470.01 | 470.01 | 470.01 | - | -0.00491 |
| Mar 06. 19 | 467.71 | 467.71 | 467.71 | 467.71 | 467.71 | - | 0.002114 |
| Mar 09. 19 | 468.7 | 468.7 | 468.7 | 468.7 | 468.7 | - | 0.004279 |
| Mar 10. 19 | 470.71 | 470.71 | 470.71 | 470.71 | 470.71 | - | -0.00704 |
| Mar 11. 19 | 467.41 | 467.41 | 467.41 | 467.41 | 467.41 | - | -0.00034 |
| Mar 12. 19 | 467.25 | 467.25 | 467.25 | 467.25 | 467.25 | - | 0.004846 |
| Mar 13. 19 | 469.52 | 469.52 | 469.52 | 469.52 | 469.52 | - | 0.001405 |
| Mar 16. 19 | 470.18 | 470.18 | 470.18 | 470.18 | 470.18 | - | 0.007923 |
| Mar 17. 19 | 473.92 | 473.92 | 473.92 | 473.92 | 473.92 | - | -0.00106 |
| Mar 18. 19 | 473.42 | 473.42 | 473.42 | 473.42 | 473.42 | - | 0.001604 |

| | | | | | | | |
|---|---|---|---|---|---|---|---|
| 2022-12-12 | 2.17237 | 2.17237 | 2.17237 | 2.17237 | 2.17237 | 2.17237 | 0.0000000 |
| 2022-12-13 | 2.17237 | 2.17237 | 2.17237 | 2.17237 | 2.17237 | 2.17237 | 0.0000000 |
| 2022-12-14 | 2.17237 | 2.17237 | 2.17237 | 2.17237 | 2.17237 | 2.17237 | 0.0000000 |
| 2022-12-15 | 2.17237 | 2.17237 | 2.17237 | 2.17237 | 2.17237 | 2.17237 | 0.0000000 |
| 2022-12-16 | 2.17237 | 2.17237 | 2.17237 | 2.17237 | 2.17237 | 2.17237 | 0.0000000 |
| 2022-12-17 | 2.17237 | 2.17237 | 2.17237 | 2.17237 | 2.17237 | 2.17237 | 0.0000000 |
| 2022-12-18 | 2.17237 | 2.17237 | 2.17237 | 2.17237 | 2.17237 | 2.17237 | 0.0000000 |
| 2022-12-19 | 2.17237 | 2.17237 | 2.17237 | 2.17237 | 2.17237 | 2.17237 | 0.0000000 |
| 2022-12-20 | 2.17237 | 2.17237 | 2.17237 | 2.17237 | 2.17237 | 2.17237 | 0.0000000 |
| 2022-12-21 | 2.17237 | 2.17237 | 2.17237 | 2.17237 | 2.17237 | 2.17237 | 0.0000000 |
| 2022-12-22 | 2.17237 | 2.17237 | 2.17237 | 2.17237 | 2.17237 | 2.17237 | 0.0000000 |
| 2022-12-23 | 2.17237 | 2.17237 | 2.17237 | 2.17237 | 2.17237 | 2.17237 | 0.0000000 |
| 2022-12-24 | 2.17237 | 2.17237 | 2.17237 | 2.17237 | 2.17237 | 2.17237 | 0.0000000 |
| 2022-12-25 | 2.17237 | 2.17237 | 2.17237 | 2.17237 | 2.17237 | 2.17237 | 0.0000000 |
| 2022-12-26 | 2.17237 | 2.17237 | 2.17237 | 2.17237 | 2.17237 | 2.17237 | 0.0000000 |
| 2022-12-27 | 2.17237 | 2.17237 | 2.17237 | 2.17237 | 2.17237 | 2.17237 | 0.0000000 |
| 2022-12-28 | 2.17237 | 2.17237 | 2.17237 | 2.17237 | 2.17237 | 2.17237 | 0.0000000 |
| 2022-12-29 | 2.17237 | 2.17237 | 2.17237 | 2.17237 | 2.17237 | 2.17237 | 0.0000000 |
| 2022-12-30 | 2.17237 | 2.17237 | 2.17237 | 2.17237 | 2.17237 | 2.17237 | 0.0000000 |
| 2022-12-31 | 2.17237 | 2.17237 | 2.17237 | 2.17237 | 2.17237 | 2.17237 | 0.0000000 |
| 2023-01-01 | 2.17237 | 2.17237 | 2.17237 | 2.17237 | 2.17237 | 2.17237 | 0.0000000 |
| 2023-01-02 | 2.17237 | 2.17237 | 2.17237 | 2.17237 | 2.17237 | 2.17237 | 0.0000000 |
| 2023-01-03 | 2.17237 | 2.17237 | 2.17237 | 2.17237 | 2.17237 | 2.17237 | 0.0000000 |
| 2023-01-04 | 2.17237 | 2.17237 | 2.17237 | 2.17237 | 2.17237 | 2.17237 | 0.0000000 |
| 2023-01-05 | 2.17237 | 2.17237 | 2.17237 | 2.17237 | 2.17237 | 2.17237 | 0.0000000 |
| 2023-01-06 | 2.17237 | 2.17237 | 2.17237 | 2.17237 | 2.17237 | 2.17237 | 0.0000000 |
| 2023-01-07 | 2.17237 | 2.17237 | 2.17237 | 2.17237 | 2.17237 | 2.17237 | 0.0000000 |
| 2023-01-08 | 2.17237 | 2.17237 | 2.17237 | 2.17237 | 2.17237 | 2.17237 | 0.0000000 |
| 2023-01-09 | 2.17237 | 2.17237 | 2.17237 | 2.17237 | 2.17237 | 2.17237 | 0.0000000 |
| 2023-01-10 | 2.17237 | 2.17237 | 2.17237 | 2.17237 | 2.17237 | 2.17237 | 0.0000000 |
| 2023-01-11 | 2.17237 | 2.17237 | 2.17237 | 2.17237 | 2.17237 | 2.17237 | 0.0000000 |
| 2023-01-12 | 2.17237 | 2.17237 | 2.17237 | 2.17237 | 2.17237 | 2.17237 | 0.0000000 |
| 2023-01-13 | 2.17237 | 2.17237 | 2.17237 | 2.17237 | 2.17237 | 2.17237 | 0.0000000 |
| 2023-01-14 | 2.17237 | 2.17237 | 2.17237 | 2.17237 | 2.17237 | 2.17237 | 0.0000000 |
| 2023-01-15 | 2.17237 | 2.17237 | 2.17237 | 2.17237 | 2.17237 | 2.17237 | 0.0000000 |
| 2023-01-16 | 2.17237 | 2.17237 | 2.17237 | 2.17237 | 2.17237 | 2.17237 | 0.0000000 |
| 2023-01-17 | 2.17237 | 2.17237 | 2.17237 | 2.17237 | 2.17237 | 2.17237 | 0.0000000 |
| 2023-01-18 | 2.17237 | 2.17237 | 2.17237 | 2.17237 | 2.17237 | 2.17237 | 0.0000000 |
| 2023-01-19 | 2.17237 | 2.17237 | 2.17237 | 2.17237 | 2.17237 | 2.17237 | 0.0000000 |
| 2023-01-20 | 2.17237 | 2.17237 | 2.17237 | 2.17237 | 2.17237 | 2.17237 | 0.0000000 |
| 2023-01-21 | 2.17237 | 2.17237 | 2.17237 | 2.17237 | 2.17237 | 2.17237 | 0.0000000 |
| 2023-01-22 | 2.17237 | 2.17237 | 2.17237 | 2.17237 | 2.17237 | 2.17237 | 0.0000000 |
| 2023-01-23 | 2.17237 | 2.17237 | 2.17237 | 2.17237 | 2.17237 | 2.17237 | 0.0000000 |
| 2023-01-24 | 2.17237 | 2.17237 | 2.17237 | 2.17237 | 2.17237 | 2.17237 | 0.0000000 |
| 2023-01-25 | 2.17237 | 2.17237 | 2.17237 | 2.17237 | 2.17237 | 2.17237 | 0.0000000 |
| 2023-01-26 | 2.17237 | 2.17237 | 2.17237 | 2.17237 | 2.17237 | 2.17237 | 0.0000000 |
| 2023-01-27 | 2.17237 | 2.17237 | 2.17237 | 2.17237 | 2.17237 | 2.17237 | 0.0000000 |
| 2023-01-28 | 2.17237 | 2.17237 | 2.17237 | 2.17237 | 2.17237 | 2.17237 | 0.0000000 |
| 2023-01-29 | 2.17237 | 2.17237 | 2.17237 | 2.17237 | 2.17237 | 2.17237 | 0.0000000 |
| 2023-01-30 | 2.17237 | 2.17237 | 2.17237 | 2.17237 | 2.17237 | 2.17237 | 0.0000000 |
| 2023-01-31 | 2.17237 | 2.17237 | 2.17237 | 2.17237 | 2.17237 | 2.17237 | 0.0000000 |
| 2023-02-01 | 2.17237 | 2.17237 | 2.17237 | 2.17237 | 2.17237 | 2.17237 | 0.0000000 |
| 2023-02-02 | 2.17237 | 2.17237 | 2.17237 | 2.17237 | 2.17237 | 2.17237 | 0.0000000 |
| 2023-02-03 | 2.17237 | 2.17237 | 2.17237 | 2.17237 | 2.17237 | 2.17237 | 0.0000000 |
| 2023-02-04 | 2.17237 | 2.17237 | 2.17237 | 2.17237 | 2.17237 | 2.17237 | 0.0000000 |
| 2023-02-05 | 2.17237 | 2.17237 | 2.17237 | 2.17237 | 2.17237 | 2.17237 | 0.0000000 |
| 2023-02-06 | 2.17237 | 2.17237 | 2.17237 | 2.17237 | 2.17237 | 2.17237 | 0.0000000 |
| 2023-02-07 | 2.17237 | 2.17237 | 2.17237 | 2.17237 | 2.17237 | 2.17237 | 0.0000000 |
| 2023-02-08 | 2.17237 | 2.17237 | 2.17237 | 2.17237 | 2.17237 | 2.17237 | 0.0000000 |
| 2023-02-09 | 2.17237 | 2.17237 | 2.17237 | 2.17237 | 2.17237 | 2.17237 | 0.0000000 |
| 2023-02-10 | 2.17237 | 2.17237 | 2.17237 | 2.17237 | 2.17237 | 2.17237 | 0.0000000 |
| 2023-02-11 | 2.17237 | 2.17237 | 2.17237 | 2.17237 | 2.17237 | 2.17237 | 0.0000000 |
| 2023-02-12 | 2.17237 | 2.17237 | 2.17237 | 2.17237 | 2.17237 | 2.17237 | 0.0000000 |
| 2023-02-13 | 2.17237 | 2.17237 | 2.17237 | 2.17237 | 2.17237 | 2.17237 | 0.0000000 |
| 2023-02-14 | 2.17237 | 2.17237 | 2.17237 | 2.17237 | 2.17237 | 2.17237 | 0.0000000 |
| 2023-02-15 | 2.17237 | 2.17237 | 2.17237 | 2.17237 | 2.17237 | 2.17237 | 0.0000000 |
| 2023-02-16 | 2.17237 | 2.17237 | 2.17237 | 2.17237 | 2.17237 | 2.17237 | 0.0000000 |
| 2023-02-17 | 2.17237 | 2.17237 | 2.17237 | 2.17237 | 2.17237 | 2.17237 | 0.0000000 |
| 2023-02-18 | 2.17237 | 2.17237 | 2.17237 | 2.17237 | 2.17237 | 2.17237 | 0.0000000 |
| 2023-02-19 | 2.17237 | 2.17237 | 2.17237 | 2.17237 | 2.17237 | 2.17237 | 0.0000000 |
| 2023-02-20 | 2.17237 | 2.17237 | 2.17237 | 2.17237 | 2.17237 | 2.17237 | 0.0000000 |
| 2023-02-21 | 2.17237 | 2.17237 | 2.17237 | 2.17237 | 2.17237 | 2.17237 | 0.0000000 |
| 2023-02-22 | 2.17237 | 2.17237 | 2.17237 | 2.17237 | 2.17237 | 2.17237 | 0.0000000 |
| 2023-02-23 | 2.17237 | 2.17237 | 2.17237 | 2.17237 | 2.17237 | 2.17237 | 0.0000000 |
| 2023-02-24 | 2.17237 | 2.17237 | 2.17237 | 2.17237 | 2.17237 | 2.17237 | 0.0000000 |
| 2023-02-25 | 2.17237 | 2.17237 | 2.17237 | 2.17237 | 2.17237 | 2.17237 | 0.0000000 |
| 2023-02-26 | 2.17237 | 2.17237 | 2.17237 | 2.17237 | 2.17237 | 2.17237 | 0.0000000 |
| 2023-02-27 | 2.17237 | 2.17237 | 2.17237 | 2.17237 | 2.17237 | 2.17237 | 0.0000000 |
| 2023-02-28 | 2.17237 | 2.17237 | 2.17237 | 2.17237 | 2.17237 | 2.17237 | 0.0000000 |
| 2023-02-29 | 2.17237 | 2.17237 | 2.17237 | 2.17237 | 2.17237 | 2.17237 | 0.0000000 |
| 2023-03-01 | 2.17237 | 2.17237 | 2.17237 | 2.17237 | 2.17237 | 2.17237 | 0.0000000 |
| 2023-03-02 | 2.17237 | 2.17237 | 2.17237 | 2.17237 | 2.17237 | 2.17237 | 0.0000000 |
| 2023-03-03 | 2.17237 | 2.17237 | 2.17237 | 2.17237 | 2.17237 | 2.17237 | 0.0000000 |
| 2023-03-04 | 2.17237 | 2.17237 | 2.17237 | 2.17237 | 2.17237 | 2.17237 | 0.0000000 |
| 2023-03-05 | 2.17237 | 2.17237 | 2.17237 | 2.17237 | 2.17237 | 2.17237 | 0.0000000 |
| 2023-03-06 | 2.17237 | 2.17237 | 2.17237 | 2.17237 | 2.17237 | 2.17237 | 0.0000000 |
| 2023-03-07 | 2.17237 | 2.17237 | 2.17237 | 2.17237 | 2.17237 | 2.17237 | 0.0000000 |
| 2023-03-08 | 2.17237 | 2.17237 | 2.17237 | 2.17237 | 2.17237 | 2.17237 | 0.0000000 |
| 2023-03-09 | 2.17237 | 2.17237 | 2.17237 | 2.17237 | 2.17237 | 2.17237 | 0.0000000 |
| 2023-03-10 | 2.17237 | 2.17237 | 2.17237 | 2.17237 | 2.17237 | 2.17237 | 0.0000000 |
| 2023-03-11 | 2.17237 | 2.17237 | 2.17237 | 2.17237 | 2.17237 | 2.17237 | 0.0000000 |
| 2023-03-12 | 2.17237 | 2.17237 | 2.17237 | 2.17237 | 2.17237 | 2.17237 | 0.0000000 |
| 2023-03-13 | 2.17237 | 2.17237 | 2.17237 | 2.17237 | 2.17237 | 2.17237 | 0.0000000 |
| 2023-03-14 | 2.17237 | 2.17237 | 2.17237 | 2.17237 | 2.17237 | 2.17237 | 0.0000000 |
| 2023-03-15 | 2.17237 | 2.17237 | 2.17237 | 2.17237 | 2.17237 | 2.17237 | 0.0000000 |
| 2023-03-16 | 2.17237 | 2.17237 | 2.17237 | 2.17237 | 2.17237 | 2.17237 | 0.0000000 |
| 2023-03-17 | 2.17237 | 2.17237 | 2.17237 | 2.17237 | 2.17237 | 2.17237 | 0.0000000 |
| 2023-03-18 | 2.17237 | 2.17237 | 2.17237 | 2.17237 | 2.17237 | 2.17237 | 0.0000000 |
| 2023-03-19 | 2.17237 | 2.17237 | 2.17237 | 2.17237 | 2.17237 | 2.17237 | 0.0000000 |
| 2023-03-20 | 2.17237 | 2.17237 | 2.17237 | 2.17237 | 2.17237 | 2.17237 | 0.0000000 |
| 2023-03-21 | 2.17237 | 2.17237 | 2.17237 | 2.17237 | 2.17237 | 2.17237 | 0.0000000 |
| 2023-03-22 | 2.17237 | 2.17237 | 2.17237 | 2.17237 | 2.17237 | 2.17237 | 0.0000000 |
| 2023-03-23 | 2.17237 | 2.17237 | 2.17237 | 2.17237 | 2.17237 | 2.17237 | 0.0000000 |
| 2023-03-24 | 2.17237 | 2.17237 | 2.17237 | 2.17237 | 2.17237 | 2.17237 | 0.0000000 |
| 2023-03-25 | 2.17237 | 2.17237 | 2.17237 | 2.17237 | 2.17237 | 2.17237 | 0.0000000 |
| 2023-03-26 | 2.17237 | 2.17237 | 2.17237 | 2.17237 | 2.17237 | 2.17237 | 0.0000000 |
| 2023-03-27 | 2.17237 | 2.17237 | 2.17237 | 2.17237 | 2.17237 | 2.17237 | 0.0000000 |
| 2023-03-28 | 2.17237 | 2.17237 | 2.17237 | 2.17237 | 2.17237 | 2.17237 | 0.0000000 |
| 2023-03-29 | 2.17237 | 2.17237 | 2.17237 | 2.17237 | 2.17237 | 2.17237 | 0.0000000 |
| 2023-03-30 | 2.17237 | 2.17237 | 2.17237 | 2.17237 | 2.17237 | 2.17237 | 0.0000000 |
| 2023-03-31 | 2.17237 | 2.17237 | 2.17237 | 2.17237 | 2.17237 | 2.17237 | 0.0000000 |
| 2023-04-01 | 2.17237 | 2.17237 | 2.17237 | 2.17237 | 2.17237 | 2.17237 | 0.0000000 |
| 2023-04-02 | 2.17237 | 2.17237 | 2.17237 | 2.17237 | 2.17237 | 2.17237 | 0.0000000 |
| 2023-04-03 | 2.17237 | 2.17237 | 2.17237 | 2.17237 | 2.17237 | 2.17237 | 0.0000000 |
| 2023-04-04 | 2.17237 | 2.17237 | 2.17237 | 2.17237 | 2.17237 | 2.17237 | 0.0000000 |
| 2023-04-05 | 2.17237 | 2.17237 | 2.17237 | 2.17237 | 2.17237 | 2.17237 | 0.0000000 |
| 2023-04-06 | 2.17237 | 2.17237 | 2.17237 | 2.17237 | 2.17237 | 2.17237 | 0.0000000 |
| 2023-04-07 | 2.17237 | 2.17237 | 2.17237 | 2.17237 | 2.17237 | 2.17237 | 0.0000000 |
| 2023-04-08 | 2.17237 | 2.17237 | 2.17237 | 2.17237 | 2.17237 | 2.17237 | 0.0000000 |
| 2023-04-09 | 2.17237 | 2.17237 | 2.17237 | 2.17237 | 2.17237 | 2.17237 | 0.0000000 |
| 2023-04-10 | 2.17237 | 2.17237 | 2.17237 | 2.17237 | 2.17237 | 2.17237 | 0.0000000 |
| 2023-04-11 | 2.17237 | 2.17237 | 2.17237 | 2.17237 | 2.17237 | 2.17237 | 0.0000000 |
| 2023-04-12 | 2.17237 | 2.17237 | 2.17237 | 2.17237 | 2.17237 | 2.17237 | 0.0000000 |
| 2023-04-13 | 2.17237 | 2.17237 | 2.17237 | 2.17237 | 2.17237 | 2.17237 | 0.0000000 |
| 2023-04-14 | 2.17237 | 2.17237 | 2.17237 | 2.17237 | 2.17237 | 2.17237 | 0.0000000 |
| 2023-04-15 | 2.17237 | 2.17237 | 2.17237 | 2.17237 | 2.17237 | 2.17237 | 0.0000000 |
| 2023-04-16 | 2.17237 | 2.17237 | 2.17237 | 2.17237 | 2.17237 | 2.17237 | 0.0000000 |
| 2023-04-17 | 2.17237 | 2.17237 | 2.17237 | 2.17237 | 2.17237 | 2.17237 | 0.0000000 |
| 2023-04-18 | 2.17237 | 2.17237 | 2.17237 | 2.17237 | 2.17237 | 2.17237 | 0.0000000 |
| 2023-04-19 | 2.17237 | 2.17237 | 2.17237 | 2.17237 | 2.17237 | 2.17237 | 0.0000000 |
| 2023-04-20 | 2.17237 | 2.17237 | 2.17237 | 2.17237 | 2.17237 | 2.17237 | 0.0000000 |
| 2023-04-21 | 2.17237 | 2.17237 | 2.17237 | 2.17237 | 2.17237 | 2.17237 | 0.0000000 |
| 2023-04-22 | 2.17237 | 2.17237 | 2.17237 | 2.17237 | 2.17237 | 2.17237 | 0.0000000 |
| 2023-04-23 | 2.17237 | 2.17237 | 2.17237 | 2.17237 | 2.17237 | 2.17237 | 0.0000000 |
| 2023-04-24 | 2.17237 | 2.17237 | 2.17237 | 2.17237 | 2.17237 | 2.17237 | 0.0000000 |
| 2023-04-25 | 2.17237 | 2.17237 | 2.17237 | 2.17237 | 2.17237 | 2.17237 | 0.0000000 |
| 2023-04-26 | 2.17237 | 2.17237 | 2.17237 | 2.17237 | 2.17237 | 2.17237 | 0.0000000 |
| 2023-04-27 | 2.17237 | 2.17237 | 2.17237 | 2.17237 | 2.17237 | 2.17237 | 0.0000000 |
| 2023-04-28 | 2.17237 | 2.17237 | 2.17237 | 2.17237 | 2.17237 | 2.17237 | 0.0000000 |
| 2023-04-29 | 2.17237 | 2.17237 | 2.17237 | 2.17237 | 2.17237 | 2.17237 | 0.0000000 |
| 2023-04-30 | 2.17237 | 2.17237 | 2.17237 | 2.17237 | 2.17237 | 2.17237 | 0.0000000 |
| 2023-05-01 | 2.17237 | 2.17237 | 2.17237 | 2.17237 | 2.17237 | 2.17237 | 0.0000000 |
| 2023-05-02 | 2.17237 | 2.17237 | 2.17237 | 2.17237 | 2.17237 | 2.17237 | 0.0000000 |
| 2023-05-03 | 2.17237 | 2.17237 | 2.17237 | 2.17237 | 2.17237 | 2.17237 | 0.0000000 |
| 2023-05-04 | 2.17237 | 2.17237 | 2.17237 | 2.17237 | 2.17237 | 2.17237 | 0.0000000 |
| 2023-05-05 | 2.17237 | 2.17237 | 2.17237 | 2.17237 | 2.17237 | 2.17237 | 0.0000000 |
| 2023-05-06 | 2.17237 | 2.17237 | 2.17237 | 2.17237 | 2.17237 | 2.17237 | 0.0000000 |
| 2023-05-07 | 2.17237 | 2.17237 | 2.17237 | 2.17237 | 2.17237 | 2.17237 | 0.0000000 |
| 2023-05-08 | 2.17237 | 2.17237 | 2.17237 | 2.17237 | 2.17237 | 2.17237 | 0.0000000 |
| 2023-05-09 | 2.17237 | 2.17237 | 2.17237 | 2.17237 | 2.17237 | 2.17237 | 0.0000000 |
| 2023-05-10 | 2.17237 | 2.17237 | 2.17237 | 2.17237 | 2.17237 | 2.17237 | 0.0000000 |
| 2023-05-11 | 2.17237 | 2.17237 | 2.17237 | 2.17237 | 2.17237 | 2.17237 | 0.0000000 |
| 2023-05-12 | 2.17237 | 2.17237 | 2.17237 | 2.17237 | 2.17237 | 2.17237 | 0.0000000 |
| 2023-05-13 | 2.17237 | 2.17237 | 2.17237 | 2.17237 | 2.17237 | 2.17237 | 0.0000000 |
| 2023-05-14 | 2.17237 | 2.17237 | 2.17237 | 2.17237 | 2.17237 | 2.17237 | 0.0000000 |
| 2023-05-15 | 2.17237 | 2.17237 | 2.17237 | 2.17237 | 2.17237 | 2.17237 | 0.0000000 |
| 2023-05-16 | 2.17237 | 2.17237 | 2.17237 | 2.17237 | 2.17237 | 2.17237 | 0.0000000 |
| 2023-05-17 | 2.17237 | 2.17237 | 2.17237 | 2.17237 | 2.17237 | 2.17237 | 0.0000000 |
| 2023-05-18 | 2.17237 | 2.17237 | 2.17237 | 2.17237 | 2.17237 | 2.17237 | 0.0000000 |
| 2023-05-19 | 2.17237 | 2.17237 | 2.17237 | 2.17237 | 2.17237 | 2.17237 | 0.0000000 |
| 2023-05-20 | 2.17237 | 2.17237 | 2.17237 | 2.17237 | 2.17237 | 2.17237 | 0.0000000 |
| 2023-05-21 | 2.17237 | 2.17237 | 2.17237 | 2.17237 | 2.17237 | 2.17237 | 0.0000000 |
| 2023-05-22 | 2.17237 | 2.17237 | 2.17237 | 2.17237 | 2.17237 | 2.17237 | 0.0000000 |
| 2023-05-23 | 2.17237 | 2.17237 | 2.17237 | 2.17237 | 2.17237 | 2.17237 | 0.0000000 |
| 2023-05-24 | 2.17237 | 2.17237 | 2.17237 | 2.17237 | 2.17237 | 2.17237 | 0.0000000 |
| 2023-05-25 | 2.17237 | 2.17237 | 2.17237 | 2.17237 | 2.17237 | 2.17237 | 0.0000000 |
| 2023-05-26 | 2.17237 | 2.17237 | 2.17237 | 2.17237 | 2.17237 | 2.17237 | 0.0000000 |
| 2023-05-27 | 2.17237 | 2.17237 | 2.17237 | 2.17237 | 2.17237 | 2.17237 | 0.0000000 |
| 2023-05-28 | 2.17237 | 2.17237 | 2.17237 | 2.17237 | 2.17237 | 2.17237 | 0.0000000 |
| 2023-05-29 | 2.17237 | 2.17237 | 2.17237 | 2.17237 | 2.17237 | 2.17237 | 0.0000000 |
| 2023-05-30 | 2.17237 | 2.17237 | 2.17237 | 2.17237 | 2.17237 | 2.17237 | 0.0000000 |
| 2023-05-31 | 2.17237 | 2.17237 | 2.17237 | 2.17237 | 2.17237 | 2.17237 | 0.0000000 |
| 2023-06-01 | 2.17237 | 2.17237 | 2.17237 | 2.17237 | 2.17237 | 2.17237 | 0.0000000 |
| 2023-06-02 | 2.17237 | 2.17237 | 2.17237 | 2.17237 | 2.17237 | 2.17237 | 0.0000000 |
| 2023-06-03 | 2.17237 | 2.17237 | 2.17237 | 2.17237 | 2.17237 | 2.17237 | 0.0000000 |
| 2023-06-04 | 2.17237 | 2.17237 | 2.17237 | 2.17237 | 2.17237 | 2.17237 | 0.0000000 |
| 2023-06-05 | 2.17237 | 2.17237 | 2.17237 | 2.17237 | 2.17237 | 2.17237 | 0.0000000 |
| 2023-06-06 | 2.17237 | 2.17237 | 2.17237 | 2.17237 | 2.17237 | 2.17237 | 0.0000000 |
| 2023-06-07 | 2.17237 | 2.17237 | 2.17237 | 2.17237 | 2.17237 | 2.17237 | 0.0000000 |
| 2023-06-08 | 2.17237 | 2.17237 | 2.17237 | 2.17237 | 2.17237 | 2.17237 | 0.0000000 |
| 2023-06-09 | 2.17237 | 2.17237 | 2.17237 | 2.17237 | 2.17237 | 2.17237 | 0.0000000 |
| 2023-06-10 | 2.17237 | 2.17237 | 2.17237 | 2.17237 | 2.17237 | 2.17237 | 0.0000000 |
| 2023-06-11 | 2.17237 | 2.17237 | 2.17237 | 2.17237 | 2.17237 | 2.17237 | 0.0000000 |
| 2023-06-12 | 2.17237 | 2.17237 | 2.17237 | 2.17237 | 2.17237 | 2.17237 | 0.0000000 |
| 2023-06-13 | 2.17237 | 2.17237 | 2.17237 | 2.17237 | 2.17237 | 2.17237 | 0.0000000 |
| 2023-06-14 | 2.17237 | 2.17237 | 2.17237 | 2.17237 | 2.17237 | 2.17237 | 0.0000000 |
| 2023-06-15 | 2.17237 | 2.17237 | 2.17237 | 2.17237 | 2.17237 | 2.17237 | 0.0000000 |
| 2023-06-16 | 2.17237 | 2.17237 | 2.17237 | 2.17237 | 2.17237 | 2.17237 | 0.0000000 |
| 2023-06-17 | 2.17237 | 2.17237 | 2.17237 | 2.17237 | 2.17237 | 2.17237 | 0.0000000 |
| 2023-06-18 | 2.17237 | 2.17237 | 2.17237 | 2.17237 | 2.17237 | 2.17237 | 0.0000000 |
| 2023-06-19 | 2.17237 | 2.17237 | 2.17237 | 2.17237 | 2.17237 | 2.17237 | 0.0000000 |
| 2023-06-20 | 2.17237 | 2.17237 | 2.17237 | 2.17237 | 2.17237 | 2.17237 | 0.0000000 |
| 2023-06-21 | 2.17237 | 2.17237 | 2.17237 | 2.17237 | 2.17237 | 2.17237 | 0.0000000 |
| 2023-06-22 | 2.17237 | 2.17237 | 2.17237 | 2.17237 | 2.17237 | 2.17237 | 0.0000000 |
| 2023-06-23 | 2.17237 | 2.17237 | 2.17237 | 2.17237 | 2.17237 | 2.17237 | 0.0000000 |
| 2023-06-24 | 2.17237 | 2.17237 | 2.17237 | 2.17237 | 2.17237 | 2.17237 | 0.0000000 |
| 2023-06-25 | 2.17237 | 2.17237 | 2.17237 | 2.17237 | 2.17237 | 2.17237 | 0.0000000 |
| 2023-06-26 | 2.17237 | 2.17237 | 2.17237 | 2.17237 | 2.17237 | 2.17237 | 0.0000000 |
| 2023-06-27 | 2.17237 | 2.17237 | 2.17237 | 2.17237 | 2.17237 | 2.17237 | 0.0000000 |
| 2023-06-28 | 2.17237 | 2.17237 | 2.17237 | 2.17237 | 2.17237 | 2.17237 | 0.0000000 |
| 2023-06-29 | 2.17237 | 2.17237 | 2.17237 | 2.17237 | 2.17237 | 2.17237 | 0.0000000 |
| 2023-06-30 | 2.17237 | 2.17237 | 2.17237 | 2.17237 | 2.17237 | 2.17237 | 0.0000000 |

| | | | | | | | |
|---|---|---|---|---|---|---|---|
| Mar 23. 19 | $574.15 | $574.15 | $574.15 | $574.15 | $574.15 | - | -0.00898 |
| Mar 24. 19 | $569.02 | $569.02 | $569.02 | $569.02 | $569.02 | - | -0.00759 |
| Mar 25. 19 | $564.72 | $564.72 | $564.72 | $564.72 | $564.72 | - | -0.00126 |
| Mar 28. 19 | $564.01 | $564.01 | $564.01 | $564.01 | $564.01 | - | -0.01639 |
| Mar 29. 19 | $554.84 | $554.84 | $554.84 | $554.84 | $554.84 | - | -0.0154 |
| Mar 30. 19 | $546.36 | $546.36 | $546.36 | $546.36 | $546.36 | - | 0.000531 |
| Mar 31. 19 | $546.65 | $546.65 | $546.65 | $546.65 | $546.65 | - | -0.01526 |
| Apr 04. 199 | $538.37 | $538.37 | $538.37 | $538.37 | $538.37 | - | 0.021409 |
| Apr 05. 199 | $550.02 | $550.02 | $550.02 | $550.02 | $550.02 | - | -0.00053 |
| Apr 06. 199 | $549.73 | $549.73 | $549.73 | $549.73 | $549.73 | - | 0.006292 |
| Apr 07. 199 | $553.2 | $553.2 | $553.2 | $553.2 | $553.2 | - | -0.00835 |
| Apr 08. 199 | $548.6 | $548.6 | $548.6 | $548.6 | $548.6 | - | 0.006269 |
| Apr 11. 199 | $552.05 | $552.05 | $552.05 | $552.05 | $552.05 | - | -0.00508 |
| Apr 12. 199 | $549.25 | $549.25 | $549.25 | $549.25 | $549.25 | - | -0.00292 |
| Apr 13. 199 | $547.65 | $547.65 | $547.65 | $547.65 | $547.65 | - | 0.000347 |
| Apr 14. 199 | $547.84 | $547.84 | $547.84 | $547.84 | $547.84 | - | -0.00046 |
| Apr 15. 199 | $547.59 | $547.59 | $547.59 | $547.59 | $547.59 | - | -0.00827 |
| Apr 18. 199 | $543.08 | $543.08 | $543.08 | $543.08 | $543.08 | - | 0.000221 |
| Apr 19. 199 | $543.2 | $543.2 | $543.2 | $543.2 | $543.2 | - | -0.00131 |
| Apr 20. 199 | $542.49 | $542.49 | $542.49 | $542.49 | $542.49 | - | 0.01522 |
| Apr 21. 199 | $550.81 | $550.81 | $550.81 | $550.81 | $550.81 | - | -0.00247 |
| Apr 22. 199 | $549.45 | $549.45 | $549.45 | $549.45 | $549.45 | - | 0.011437 |
| Apr 25. 199 | $555.77 | $555.77 | $555.77 | $555.77 | $555.77 | - | -0.00169 |
| Apr 26. 199 | $554.83 | $554.83 | $554.83 | $554.83 | $554.83 | - | -0.00613 |
| Apr 28. 199 | $551.44 | $551.44 | $551.44 | $551.44 | $551.44 | - | 0.004018 |
| Apr 29. 199 | $553.66 | $553.66 | $553.66 | $553.66 | $553.66 | - | 0.005009 |
| May 02. 19 | $556.44 | $556.44 | $556.44 | $556.44 | $556.44 | - | 0.00018 |
| May 03. 19 | $556.54 | $556.54 | $556.54 | $556.54 | $556.54 | - | -0.00277 |
| May 04. 19 | $555 | $555 | $555 | $555 | $555 | - | -0.0004 |
| May 05. 19 | $554.78 | $554.78 | $554.78 | $554.78 | $554.78 | - | -0.00782 |
| May 06. 19 | $550.46 | $550.46 | $550.46 | $550.46 | $550.46 | - | -0.01155 |
| May 09. 19 | $544.14 | $544.14 | $544.14 | $544.14 | $544.14 | - | 0.008382 |
| May 10. 19 | $548.72 | $548.72 | $548.72 | $548.72 | $548.72 | - | -0.01011 |
| May 11. 19 | $543.2 | $543.2 | $543.2 | $543.2 | $543.2 | - | 0.00516 |
| May 12. 19 | $546.01 | $546.01 | $546.01 | $546.01 | $546.01 | - | 0.000897 |
| May 13. 19 | $546.5 | $546.5 | $546.5 | $546.5 | $546.5 | - | 0.001097 |
| May 16. 19 | $547.1 | $547.1 | $547.1 | $547.1 | $547.1 | - | 0.011106 |
| May 17. 19 | $553.21 | $553.21 | $553.21 | $553.21 | $553.21 | - | 0.009624 |
| May 18. 19 | $558.56 | $558.56 | $558.56 | $558.56 | $558.56 | - | 0.006175 |
| May 19. 19 | $562.02 | $562.02 | $562.02 | $562.02 | $562.02 | - | -0.00298 |
| May 20. 19 | $560.35 | $560.35 | $560.35 | $560.35 | $560.35 | - | -0.00367 |
| May 23. 19 | $558.3 | $558.3 | $558.3 | $558.3 | $558.3 | - | 0.003737 |
| May 24. 19 | $560.39 | $560.39 | $560.39 | $560.39 | $560.39 | - | 0.003634 |
| May 25. 19 | $562.43 | $562.43 | $562.43 | $562.43 | $562.43 | - | 0.001581 |
| May 26. 19 | $563.32 | $563.32 | $563.32 | $563.32 | $563.32 | - | 0.000781 |
| May 27. 19 | $563.76 | $563.76 | $563.76 | $563.76 | $563.76 | - | -0.00179 |
| May 31. 19 | $562.75 | $562.75 | $562.75 | $562.75 | $562.75 | - | 0.002556 |
| Jun 01. 199 | $564.19 | $564.19 | $564.19 | $564.19 | $564.19 | - | 0.000266 |
| Jun 02. 199 | $564.34 | $564.34 | $564.34 | $564.34 | $564.34 | - | 0.00546 |
| Jun 03. 199 | $567.43 | $567.43 | $567.43 | $567.43 | $567.43 | - | -0.00251 |
| Jun 06. 199 | $566.01 | $566.01 | $566.01 | $566.01 | $566.01 | - | -0.00141 |
| Jun 07. 199 | $565.21 | $565.21 | $565.21 | $565.21 | $565.21 | - | -0.0025 |
| Jun 08. 199 | $563.8 | $563.8 | $563.8 | $563.8 | $563.8 | - | 0.002215 |
| Jun 09. 199 | $565.05 | $565.05 | $565.05 | $565.05 | $565.05 | - | 0.001786 |
| Jun 10. 199 | $566.06 | $566.06 | $566.06 | $566.06 | $566.06 | - | 0.000971 |
| Jun 13. 199 | $566.61 | $566.61 | $566.61 | $566.61 | $566.61 | - | 0.007157 |
| Jun 14. 199 | $570.68 | $570.68 | $570.68 | $570.68 | $570.68 | - | -0.00377 |
| Jun 15. 199 | $568.53 | $568.53 | $568.53 | $568.53 | $568.53 | - | 0.002933 |
| Jun 16. 199 | $570.2 | $570.2 | $570.2 | $570.2 | $570.2 | - | -0.00755 |
| Jun 17. 199 | $565.91 | $565.91 | $565.91 | $565.91 | $565.91 | - | -0.00649 |
| Jun 20. 199 | $562.25 | $562.25 | $562.25 | $562.25 | $562.25 | - | -0.00913 |
| Jun 21. 199 | $557.14 | $557.14 | $557.14 | $557.14 | $557.14 | - | 0.003887 |
| Jun 22. 199 | $559.31 | $559.31 | $559.31 | $559.31 | $559.31 | - | -0.00766 |
| Jun 23. 199 | $555.04 | $555.04 | $555.04 | $555.04 | $555.04 | - | -0.01487 |
| Jun 24. 199 | $546.85 | $546.85 | $546.85 | $546.85 | $546.85 | - | 0.010261 |
| Jun 27. 199 | $552.49 | $552.49 | $552.49 | $552.49 | $552.49 | - | -0.00252 |
| Jun 28. 199 | $551.1 | $551.1 | $551.1 | $551.1 | $551.1 | - | 0.003586 |
| Jun 29. 199 | $553.08 | $553.08 | $553.08 | $553.08 | $553.08 | - | -0.00748 |
| Jun 30. 199 | $548.96 | $548.96 | $548.96 | $548.96 | $548.96 | - | 0.004562 |
| Jul 01. 199 | $551.47 | $551.47 | $551.47 | $551.47 | $551.47 | - | 0.000653 |
| Jul 05. 199 | $551.83 | $551.83 | $551.83 | $551.83 | $551.83 | - | -0.00051 |
| Jul 06. 199 | $551.55 | $551.55 | $551.55 | $551.55 | $551.55 | - | 0.005028 |
| Jul 07. 199 | $554.33 | $554.33 | $554.33 | $554.33 | $554.33 | - | 0.002594 |
| Jul 08. 199 | $555.77 | $555.77 | $555.77 | $555.77 | $555.77 | - | -0.00319 |
| Jul 11. 199 | $554 | $554 | $554 | $554 | $554 | - | -0.00023 |
| Jul 12. 199 | $553.87 | $553.87 | $553.87 | $553.87 | $553.87 | - | 0.001732 |
| Jul 13. 199 | $554.83 | $554.83 | $554.83 | $554.83 | $554.83 | - | 0.010489 |
| Jul 14. 199 | $560.68 | $560.68 | $560.68 | $560.68 | $560.68 | - | 0.00164 |
| Jul 15. 199 | $561.6 | $561.6 | $561.6 | $561.6 | $561.6 | - | 0.002436 |
| Jul 18. 199 | $562.97 | $562.97 | $562.97 | $562.97 | $562.97 | - | -0.00295 |
| Jul 19. 199 | $561.31 | $561.31 | $561.31 | $561.31 | $561.31 | - | -0.00498 |
| Jul 20. 199 | $558.52 | $558.52 | $558.52 | $558.52 | $558.52 | - | 0.002236 |
| Jul 21. 199 | $559.77 | $559.77 | $559.77 | $559.77 | $559.77 | - | 0.001107 |
| Jul 22. 199 | $560.39 | $560.39 | $560.39 | $560.39 | $560.39 | - | 0.002691 |
| Jul 25. 199 | $561.9 | $561.9 | $561.9 | $561.9 | $561.9 | - | -0.00185 |
| Jul 26. 199 | $560.86 | $560.86 | $560.86 | $560.86 | $560.86 | - | -0.00168 |
| Jul 27. 199 | $559.92 | $559.92 | $559.92 | $559.92 | $559.92 | - | 0.003655 |
| Jul 28. 199 | $561.97 | $561.97 | $561.97 | $561.97 | $561.97 | - | 0.008876 |
| Jul 29. 199 | $566.98 | $566.98 | $566.98 | $566.98 | $566.98 | - | 0.006259 |
| Aug 01. 199 | $570.54 | $570.54 | $570.54 | $570.54 | $570.54 | - | -0.00067 |
| Aug 02. 199 | $570.16 | $570.16 | $570.16 | $570.16 | $570.16 | - | 0.00198 |
| Aug 03. 199 | $571.29 | $571.29 | $571.29 | $571.29 | $571.29 | - | -0.00636 |
| Aug 04. 199 | $567.67 | $567.67 | $567.67 | $567.67 | $567.67 | - | -0.00282 |
| Aug 05. 199 | $566.07 | $566.07 | $566.07 | $566.07 | $566.07 | - | 0.001977 |
| Aug 08. 199 | $567.19 | $567.19 | $567.19 | $567.19 | $567.19 | - | 0.000564 |
| Aug 09. 199 | $567.51 | $567.51 | $567.51 | $567.51 | $567.51 | - | 0.005255 |
| Aug 10. 199 | $570.5 | $570.5 | $570.5 | $570.5 | $570.5 | - | -0.00305 |
| Aug 11. 199 | $568.76 | $568.76 | $568.76 | $568.76 | $568.76 | - | 0.006711 |
| Aug 12. 199 | $572.59 | $572.59 | $572.59 | $572.59 | $572.59 | - | -0.00122 |
| Aug 15. 199 | $571.89 | $571.89 | $571.89 | $571.89 | $571.89 | - | 0.008306 |
| Aug 16. 199 | $576.66 | $576.66 | $576.66 | $576.66 | $576.66 | - | 0.000399 |
| Aug 17. 199 | $576.89 | $576.89 | $576.89 | $576.89 | $576.89 | - | -0.00427 |
| Aug 18. 199 | $574.43 | $574.43 | $574.43 | $574.43 | $574.43 | - | 0.001131 |
| Aug 19. 199 | $575.08 | $575.08 | $575.08 | $575.08 | $575.08 | - | -0.00282 |
| Aug 22. 199 | $573.46 | $573.46 | $573.46 | $573.46 | $573.46 | - | 0.004749 |
| Aug 23. 199 | $576.19 | $576.19 | $576.19 | $576.19 | $576.19 | - | 0.009741 |
| Aug 24. 199 | $581.83 | $581.83 | $581.83 | $581.83 | $581.83 | - | -0.00188 |
| Aug 25. 199 | $580.74 | $580.74 | $580.74 | $580.74 | $580.74 | - | 0.012373 |
| Aug 26. 199 | $587.97 | $587.97 | $587.97 | $587.97 | $587.97 | - | 0.001835 |
| Aug 29. 199 | $589.05 | $589.05 | $589.05 | $589.05 | $589.05 | - | 0.003186 |
| Aug 30. 199 | $590.93 | $590.93 | $590.93 | $590.93 | $590.93 | - | -0.00119 |
| Aug 31. 199 | $590.23 | $590.23 | $590.23 | $590.23 | $590.23 | - | -0.00472 |
| Sep 01. 199 | $587.45 | $587.45 | $587.45 | $587.45 | $587.45 | - | -0.00433 |
| Sep 02. 199 | $584.91 | $584.91 | $584.91 | $584.91 | $584.91 | - | 0.001896 |
| Sep 06. 199 | $586.02 | $586.02 | $586.02 | $586.02 | $586.02 | - | -0.0019 |
| Sep 07. 199 | $584.91 | $584.91 | $584.91 | $584.91 | $584.91 | - | 0.004657 |
| Sep 08. 199 | $587.64 | $587.64 | $587.64 | $587.64 | $587.64 | - | -0.01009 |
| Sep 09. 199 | $581.74 | $581.74 | $581.74 | $581.74 | $581.74 | - | -0.00415 |
| Sep 12. 199 | $579.33 | $579.33 | $579.33 | $579.33 | $579.33 | - | 0.002827 |
| Sep 13. 199 | $580.97 | $580.97 | $580.97 | $580.97 | $580.97 | - | 0.00275 |
| Sep 14. 199 | $582.57 | $582.57 | $582.57 | $582.57 | $582.57 | - | 0.012809 |
| Sep 15. 199 | $590.08 | $590.08 | $590.08 | $590.08 | $590.08 | - | -0.00764 |
| Sep 16. 199 | $585.59 | $585.59 | $585.59 | $585.59 | $585.59 | - | -0.00032 |
| Sep 19. 199 | $585.4 | $585.4 | $585.4 | $585.4 | $585.4 | - | -0.016 |
| Sep 20. 199 | $576.11 | $576.11 | $576.11 | $576.11 | $576.11 | - | -0.0041 |
| Sep 21. 199 | $573.75 | $573.75 | $573.75 | $573.75 | $573.75 | - | -0.0004 |
| Sep 22. 199 | $573.52 | $573.52 | $573.52 | $573.52 | $573.52 | - | -0.00348 |
| Sep 23. 199 | $571.53 | $571.53 | $571.53 | $571.53 | $571.53 | - | 0.003144 |
| Sep 26. 199 | $573.33 | $573.33 | $573.33 | $573.33 | $573.33 | - | 0.002682 |
| Sep 27. 199 | $574.87 | $574.87 | $574.87 | $574.87 | $574.87 | - | 0.006035 |
| Sep 28. 199 | $578.35 | $578.35 | $578.35 | $578.35 | $578.35 | - | -0.00546 |
| Sep 29. 199 | $575.2 | $575.2 | $575.2 | $575.2 | $575.2 | - | 0.001043 |
| Sep 30. 199 | $575.8 | $575.8 | $575.8 | $575.8 | $575.8 | - | -0.0017 |
| Oct 03. 199 | $574.82 | $574.82 | $574.82 | $574.82 | $574.82 | - | -0.01537 |
| Oct 04. 199 | $566.05 | $566.05 | $566.05 | $566.05 | $566.05 | - | -0.00235 |
| Oct 05. 199 | $564.72 | $564.72 | $564.72 | $564.72 | $564.72 | - | -0.00255 |
| Oct 06. 199 | $563.28 | $563.28 | $563.28 | $563.28 | $563.28 | - | 0.006141 |
| Oct 07. 199 | $566.75 | $566.75 | $566.75 | $566.75 | $566.75 | - | 0.008626 |
| Oct 10. 199 | $571.66 | $571.66 | $571.66 | $571.66 | $571.66 | - | 0.014639 |
| Oct 11. 199 | $580.09 | $580.09 | $580.09 | $580.09 | $580.09 | - | -0.00069 |
| Oct 12. 199 | $579.69 | $579.69 | $579.69 | $579.69 | $579.69 | - | 0.004286 |
| Oct 13. 199 | $582.18 | $582.18 | $582.18 | $582.18 | $582.18 | - | 0.003566 |
| Oct 14. 199 | $584.26 | $584.26 | $584.26 | $584.26 | $584.26 | - | -0.00021 |
| Oct 17. 199 | $584.14 | $584.14 | $584.14 | $584.14 | $584.14 | - | -0.00274 |
| Oct 18. 199 | $582.54 | $582.54 | $582.54 | $582.54 | $582.54 | - | 0.005598 |
| Oct 19. 199 | $585.81 | $585.81 | $585.81 | $585.81 | $585.81 | - | -0.00732 |
| Oct 20. 199 | $581.54 | $581.54 | $581.54 | $581.54 | $581.54 | - | -0.0042 |
| Oct 21. 199 | $579.1 | $579.1 | $579.1 | $579.1 | $579.1 | - | -0.00869 |
| Oct 24. 199 | $574.09 | $574.09 | $574.09 | $574.09 | $574.09 | - | 0.001636 |
| Oct 25. 199 | $575.03 | $575.03 | $575.03 | $575.03 | $575.03 | - | 0.002484 |
| Oct 26. 199 | $576.46 | $576.46 | $576.46 | $576.46 | $576.46 | - | 0.006949 |
| Oct 27. 199 | $580.48 | $580.48 | $580.48 | $580.48 | $580.48 | - | 0.016911 |
| Oct 28. 199 | $590.38 | $590.38 | $590.38 | $590.38 | $590.38 | - | -0.0028 |
| Oct 31. 199 | $588.73 | $588.73 | $588.73 | $588.73 | $588.73 | - | -0.0081 |
| Nov 01. 19 | $583.98 | $583.98 | $583.98 | $583.98 | $583.98 | - | -0.004 |
| Nov 02. 19 | $581.65 | $581.65 | $581.65 | $581.65 | $581.65 | - | 0.003158 |
| Nov 03. 19 | $583.49 | $583.49 | $583.49 | $583.49 | $583.49 | - | -0.01162 |
| Nov 04. 19 | $576.75 | $576.75 | $576.75 | $576.75 | $576.75 | - | 0.002009 |
| Nov 07. 19 | $577.91 | $577.91 | $577.91 | $577.91 | $577.91 | - | 0.005797 |
| Nov 08. 19 | $581.27 | $581.27 | $581.27 | $581.27 | $581.27 | - | -0.00045 |
| Nov 09. 19 | $581.01 | $581.01 | $581.01 | $581.01 | $581.01 | - | -0.00215 |
| Nov 10. 19 | $579.76 | $579.76 | $579.76 | $579.76 | $579.76 | - | -0.00436 |
| Nov 11. 19 | $577.24 | $577.24 | $577.24 | $577.24 | $577.24 | - | 0.008195 |
| Nov 14. 19 | $581.99 | $581.99 | $581.99 | $581.99 | $581.99 | - | -0.00213 |
| Nov 15. 19 | $580.75 | $580.75 | $580.75 | $580.75 | $580.75 | - | 0.001411 |
| Nov 16. 19 | $581.57 | $581.57 | $581.57 | $581.57 | $581.57 | - | -0.00436 |
| Nov 17. 19 | $579.04 | $579.04 | $579.04 | $579.04 | $579.04 | - | -0.00433 |
| Nov 18. 19 | $576.54 | $576.54 | $576.54 | $576.54 | $576.54 | - | -0.00684 |
| Nov 21. 19 | $572.61 | $572.61 | $572.61 | $572.61 | $572.61 | - | -0.01808 |
| Nov 22. 19 | $562.35 | $562.35 | $562.35 | $562.35 | $562.35 | - | -0.00021 |
| Nov 23. 19 | $562.23 | $562.23 | $562.23 | $562.23 | $562.23 | - | 0.005605 |
| Nov 25. 19 | $565.39 | $565.39 | $565.39 | $565.39 | $565.39 | - | 0.004306 |
| Nov 28. 19 | $567.83 | $567.83 | $567.83 | $567.83 | $567.83 | - | 0.002269 |
| Nov 29. 19 | $569.12 | $569.12 | $569.12 | $569.12 | $569.12 | - | -0.00322 |
| Nov 30. 19 | $567.29 | $567.29 | $567.29 | $567.29 | $567.29 | - | -0.01038 |
| Dec 01. 199 | $561.43 | $561.43 | $561.43 | $561.43 | $561.43 | - | 0.009855 |
| Dec 02. 199 | $566.99 | $566.99 | $566.99 | $566.99 | $566.99 | - | 0.000212 |
| Dec 05. 199 | $567.11 | $567.11 | $567.11 | $567.11 | $567.11 | - | -0.00042 |
| Dec 06. 199 | $566.87 | $566.87 | $566.87 | $566.87 | $566.87 | - | -0.00412 |
| Dec 07. 199 | $564.54 | $564.54 | $564.54 | $564.54 | $564.54 | - | -0.01285 |
| Dec 08. 199 | $557.33 | $557.33 | $557.33 | $557.33 | $557.33 | - | 0.003815 |
| Dec 09. 199 | $559.46 | $559.46 | $559.46 | $559.46 | $559.46 | - | 0.005668 |
| Dec 12. 199 | $562.64 | $562.64 | $562.64 | $562.64 | $562.64 | - | 0.001598 |
| Dec 13. 199 | $563.54 | $563.54 | $563.54 | $563.54 | $563.54 | - | 0.010661 |
| Dec 14. 199 | $569.58 | $569.58 | $569.58 | $569.58 | $569.58 | - | 0.000895 |
| Dec 15. 199 | $570.09 | $570.09 | $570.09 | $570.09 | $570.09 | - | 0.007584 |
| Dec 16. 199 | $574.43 | $574.43 | $574.43 | $574.43 | $574.43 | - | -0.00192 |
| Dec 19. 199 | $573.33 | $573.33 | $573.33 | $573.33 | $573.33 | - | -0.00171 |
| Dec 20. 199 | $572.35 | $572.35 | $572.35 | $572.35 | $572.35 | - | 0.005489 |
| Dec 21. 199 | $575.5 | $575.5 | $575.5 | $575.5 | $575.5 | - | 0.000139 |
| Dec 22. 199 | $575.58 | $575.58 | $575.58 | $575.58 | $575.58 | - | 0.001094 |
| Dec 23. 199 | $576.21 | $576.21 | $576.21 | $576.21 | $576.21 | - | 0.005745 |
| Dec 27. 199 | $579.53 | $579.53 | $579.53 | $579.53 | $579.53 | - | -0.00349 |
| Dec 28. 199 | $577.51 | $577.51 | $577.51 | $577.51 | $577.51 | - | 0.00071 |
| Dec 29. 199 | $577.92 | $577.92 | $577.92 | $577.92 | $577.92 | - | -0.00383 |
| Dec 30. 199 | $575.71 | $575.71 | $575.71 | $575.71 | $575.71 | - | -0.00033 |
| Jan 03. 199 | $575.52 | $575.52 | $575.52 | $575.52 | $575.52 | - | 0.003763 |
| Jan 04. 199 | $577.69 | $577.69 | $577.69 | $577.69 | $577.69 | - | -0.00068 |
| Jan 05. 199 | $577.3 | $577.3 | $577.3 | $577.3 | $577.3 | - | 0.000727 |
| Jan 06. 199 | $577.72 | $577.72 | $577.72 | $577.72 | $577.72 | - | 0.00045 |
| Jan 09. 199 | $577.98 | $577.98 | $577.98 | $577.98 | $577.98 | - | 0.00185 |
| Jan 10. 199 | $579.05 | $579.05 | $579.05 | $579.05 | $579.05 | - | -3.5E-05 |
| Jan 11. 199 | $579.03 | $579.03 | $579.03 | $579.03 | $579.03 | - | -5.2E-05 |
| Jan 12. 199 | $579 | $579 | $579 | $579 | $579 | - | 0.009523 |
| Jan 13. 199 | $584.54 | $584.54 | $584.54 | $584.54 | $584.54 | - | 0.007295 |
| Jan 16. 199 | $588.82 | $588.82 | $588.82 | $588.82 | $588.82 | - | 0.001459 |
| Jan 17. 199 | $589.68 | $589.68 | $589.68 | $589.68 | $589.68 | - | -0.0007 |
| Jan 18. 199 | $589.27 | $589.27 | $589.27 | $589.27 | $589.27 | - | -0.00591 |
| Jan 19. 199 | $585.8 | $585.8 | $585.8 | $585.8 | $585.8 | - | -0.00465 |
| Jan 20. 199 | $583.08 | $583.08 | $583.08 | $583.08 | $583.08 | - | 0.002278 |
| Jan 23. 199 | $584.41 | $584.41 | $584.41 | $584.41 | $584.41 | - | 0.000188 |
| Jan 24. 199 | $584.52 | $584.52 | $584.52 | $584.52 | $584.52 | - | 0.003535 |
| Jan 25. 199 | $586.59 | $586.59 | $586.59 | $586.59 | $586.59 | - | 0.001925 |
| Jan 26. 199 | $587.72 | $587.72 | $587.72 | $587.72 | $587.72 | - | 0.004431 |
| Jan 27. 199 | $590.33 | $590.33 | $590.33 | $590.33 | $590.33 | - | -0.00382 |
| Jan 30. 199 | $588.08 | $588.08 | $588.08 | $588.08 | $588.08 | - | 0.004344 |
| Jan 31. 199 | $590.64 | $590.64 | $590.64 | $590.64 | $590.64 | - | 1.69E-05 |
| Feb 01. 199 | $590.65 | $590.65 | $590.65 | $590.65 | $590.65 | - | 0.005201 |
| Feb 02. 199 | $593.73 | $593.73 | $593.73 | $593.73 | $593.73 | - | 0.012387 |
| Feb 03. 199 | 601.13 | 601.13 | 601.13 | 601.13 | 601.13 | - | 0.00569 |
| Feb 06. 199 | 604.56 | 604.56 | 604.56 | 604.56 | 604.56 | - | -0.00058 |
| Feb 07. 199 | 604.21 | 604.21 | 604.21 | 604.21 | 604.21 | - | 0.000877 |
| Feb 08. 199 | 604.74 | 604.74 | 604.74 | 604.74 | 604.74 | - | -0.00185 |
| Feb 09. 199 | 603.62 | 603.62 | 603.62 | 603.62 | 603.62 | - | 0.002829 |
| Feb 10. 199 | 605.33 | 605.33 | 605.33 | 605.33 | 605.33 | - | 0.000628 |
| Feb 13. 199 | 605.71 | 605.71 | 605.71 | 605.71 | 605.71 | - | 0.002062 |
| Feb 14. 199 | 606.96 | 606.96 | 606.96 | 606.96 | 606.96 | - | 0.004209 |
| Feb 15. 199 | 609.52 | 609.52 | 609.52 | 609.52 | 609.52 | - | 0.00141 |
| Feb 16. 199 | 610.38 | 610.38 | 610.38 | 610.38 | 610.38 | - | -0.00653 |
| Feb 17. 199 | 606.41 | 606.41 | 606.41 | 606.41 | 606.41 | - | 0.001648 |
| Feb 21. 199 | 607.41 | 607.41 | 607.41 | 607.41 | 607.41 | - | 0.004943 |
| Feb 22. 199 | 610.42 | 610.42 | 610.42 | 610.42 | 610.42 | - | 0.004006 |
| Feb 23. 199 | 612.87 | 612.87 | 612.87 | 612.87 | 612.87 | - | 0.002493 |
| Feb 24. 199 | 614.4 | 614.4 | 614.4 | 614.4 | 614.4 | - | -0.00863 |
| Feb 27. 199 | 609.12 | 609.12 | 609.12 | 609.12 | 609.12 | - | 0.007409 |
| Feb 28. 199 | 613.65 | 613.65 | 613.65 | 613.65 | 613.65 | - | -0.00328 |
| Mar 01. 19 | 611.64 | 611.64 | 611.64 | 611.64 | 611.64 | - | -0.00103 |
| Mar 02. 19 | 611.01 | 611.01 | 611.01 | 611.01 | 611.01 | - | 0.000802 |
| Mar 03. 19 | 611.5 | 611.5 | 611.5 | 611.5 | 611.5 | - | 0.000605 |
| Mar 06. 19 | 611.87 | 611.87 | 611.87 | 611.87 | 611.87 | - | -0.0072 |
| Mar 07. 19 | 607.48 | 607.48 | 607.48 | 607.48 | 607.48 | - | 0.002121 |
| Mar 08. 19 | 608.77 | 608.77 | 608.77 | 608.77 | 608.77 | - | 0.000558 |
| Mar 09. 19 | 609.11 | 609.11 | 609.11 | 609.11 | 609.11 | - | 0.013194 |
| Mar 10. 19 | 617.2 | 617.2 | 617.2 | 617.2 | 617.2 | - | 0.001053 |
| Mar 13. 19 | 617.85 | 617.85 | 617.85 | 617.85 | 617.85 | - | 0.00581 |
| Mar 14. 19 | 621.45 | 621.45 | 621.45 | 621.45 | 621.45 | - | -0.002 |
| Mar 15. 19 | 620.21 | 620.21 | 620.21 | 620.21 | 620.21 | - | 0.007229 |
| Mar 16. 19 | 624.71 | 624.71 | 624.71 | 624.71 | 624.71 | - | 0.000224 |
| Mar 17. 19 | 624.85 | 624.85 | 624.85 | 624.85 | 624.85 | - | 0.001279 |
| Mar 20. 19 | 625.65 | 625.65 | 625.65 | 625.65 | 625.65 | - | -0.00216 |
| Mar 21. 19 | 624.3 | 624.3 | 624.3 | 624.3 | 624.3 | - | 0.001217 |
| Mar 22. 19 | 625.06 | 625.06 | 625.06 | 625.06 | 625.06 | - | 0.00056 |
| Mar 23. 19 | 625.41 | 625.41 | 625.41 | 625.41 | 625.41 | - | 0.01007 |
| Mar 24. 19 | 631.74 | 631.74 | 631.74 | 631.74 | 631.74 | - | 0.004879 |
| Mar 27. 19 | 634.83 | 634.83 | 634.83 | 634.83 | 634.83 | - | 0.001401 |
| Mar 28. 19 | 635.72 | 635.72 | 635.72 | 635.72 | 635.72 | - | -0.00154 |
| Mar 29. 19 | 634.74 | 634.74 | 634.74 | 634.74 | 634.74 | - | -0.00172 |
| Mar 30. 19 | 633.65 | 633.65 | 633.65 | 633.65 | 633.65 | - | -0.00299 |
| Mar 31. 19 | 631.76 | 631.76 | 631.76 | 631.76 | 631.76 | - | 0.002482 |
| Apr 03. 199 | 633.33 | 633.33 | 633.33 | 633.33 | 633.33 | - | 0.006986 |
| Apr 04. 199 | 637.77 | 637.77 | 637.77 | 637.77 | 637.77 | - | 0.000846 |
| Apr 05. 199 | 638.31 | 638.31 | 638.31 | 638.31 | 638.31 | - | 0.001002 |
| Apr 06. 199 | 638.95 | 638.95 | 638.95 | 638.95 | 638.95 | - | 0.000767 |
| Apr 07. 199 | 639.44 | 639.44 | 639.44 | 639.44 | 639.44 | - | 0.001203 |
| Apr 10. 199 | 640.21 | 640.21 | 640.21 | 640.21 | 640.21 | - | -0.00293 |
| Apr 11. 199 | 638.34 | 638.34 | 638.34 | 638.34 | 638.34 | - | 0.003316 |
| Apr 12. 199 | 640.46 | 640.46 | 640.46 | 640.46 | 640.46 | - | 0.004067 |
| Apr 13. 199 | 643.07 | 643.07 | 643.07 | 643.07 | 643.07 | - | -0.006 |
| Apr 17. 199 | 639.22 | 639.22 | 639.22 | 639.22 | 639.22 | - | -0.00147 |
| Apr 18. 199 | 638.28 | 638.28 | 638.28 | 638.28 | 638.28 | - | -0.00086 |
| Apr 19. 199 | 637.73 | 637.73 | 637.73 | 637.73 | 637.73 | - | 0.000721 |
| Apr 20. 199 | 638.19 | 638.19 | 638.19 | 638.19 | 638.19 | - | 0.006326 |
| Apr 21. 199 | 642.24 | 642.24 | 642.24 | 642.24 | 642.24 | - | 0.008821 |
| Apr 24. 199 | 647.93 | 647.93 | 647.93 | 647.93 | 647.93 | - | -0.00142 |
| Apr 25. 199 | 647.01 | 647.01 | 647.01 | 647.01 | 647.01 | - | 0.001174 |
| Apr 26. 199 | 647.77 | 647.77 | 647.77 | 647.77 | 647.77 | - | 0.001728 |
| Apr 27. 199 | 648.89 | 648.89 | 648.89 | 648.89 | 648.89 | - | 0.002263 |
| Apr 28. 199 | 650.36 | 650.36 | 650.36 | 650.36 | 650.36 | - | -0.00063 |
| May 01. 19 | 649.95 | 649.95 | 649.95 | 649.95 | 649.95 | - | 0.001322 |
| May 02. 19 | 650.81 | 650.81 | 650.81 | 650.81 | 650.81 | - | 0.010896 |
| May 03. 19 | 657.94 | 657.94 | 657.94 | 657.94 | 657.94 | - | 0.000425 |
| May 04. 19 | 658.22 | 658.22 | 658.22 | 658.22 | 658.22 | - | -0.00073 |
| May 05. 19 | 657.74 | 657.74 | 657.74 | 657.74 | 657.74 | - | 0.007694 |
| May 08. 19 | 662.82 | 662.82 | 662.82 | 662.82 | 662.82 | - | -0.00036 |
| May 09. 19 | 662.58 | 662.58 | 662.58 | 662.58 | 662.58 | - | 0.001614 |
| May 10. 19 | 663.65 | 663.65 | 663.65 | 663.65 | 663.65 | - | 0.000166 |
| May 11. 19 | 663.76 | 663.76 | 663.76 | 663.76 | 663.76 | - | 0.002287 |
| May 12. 19 | 665.28 | 665.28 | 665.28 | 665.28 | 665.28 | - | 0.004424 |
| May 15. 19 | 668.23 | 668.23 | 668.23 | 668.23 | 668.23 | - | 0.000987 |
| May 16. 19 | 668.89 | 668.89 | 668.89 | 668.89 | 668.89 | - | -0.00211 |
| May 17. 19 | 667.48 | 667.48 | 667.48 | 667.48 | 667.48 | - | -0.01424 |
| May 18. 19 | 658.04 | 658.04 | 658.04 | 658.04 | 658.04 | - | -0.00029 |
| May 19. 19 | 657.85 | 657.85 | 657.85 | 657.85 | 657.85 | - | 0.008657 |
| May 22. 19 | 663.57 | 663.57 | 663.57 | 663.57 | 663.57 | - | 0.009434 |
| May 23. 19 | 669.86 | 669.86 | 669.86 | 669.86 | 669.86 | - | 0.000134 |
| May 24. 19 | 669.95 | 669.95 | 669.95 | 669.95 | 669.95 | - | 0.000224 |
| May 25. 19 | 670.1 | 670.1 | 670.1 | 670.1 | 670.1 | - | -0.00922 |
| May 26. 19 | 663.95 | 663.95 | 663.95 | 663.95 | 663.95 | - | -9E-05 |
| May 30. 19 | 663.89 | 663.89 | 663.89 | 663.89 | 663.89 | - | 0.018609 |
| May 31. 19 | 676.36 | 676.36 | 676.36 | 676.36 | 676.36 | - | 0.000251 |
| Jun 01. 199 | 676.53 | 676.53 | 676.53 | 676.53 | 676.53 | - | -0.00167 |
| Jun 02. 199 | 675.4 | 675.4 | 675.4 | 675.4 | 675.4 | - | 0.005787 |
| Jun 05. 199 | 679.32 | 679.32 | 679.32 | 679.32 | 679.32 | - | 5.89E-05 |
| Jun 06. 199 | 679.36 | 679.36 | 679.36 | 679.36 | 679.36 | - | -0.00453 |
| Jun 07. 199 | 676.29 | 676.29 | 676.29 | 676.29 | 676.29 | - | -0.00133 |
| Jun 08. 199 | 675.39 | 675.39 | 675.39 | 675.39 | 675.39 | - | -0.00831 |
| Jun 09. 199 | 669.8 | 669.8 | 669.8 | 669.8 | 669.8 | - | 0.005598 |
| Jun 12. 199 | 673.56 | 673.56 | 673.56 | 673.56 | 673.56 | - | 0.010118 |
| Jun 13. 199 | 680.41 | 680.41 | 680.41 | 680.41 | 680.41 | - | 0.000852 |
| Jun 14. 199 | 680.99 | 680.99 | 680.99 | 680.99 | 680.99 | - | 0.001218 |
| Jun 15. 199 | 681.82 | 681.82 | 681.82 | 681.82 | 681.82 | - | 0.005033 |
| Jun 16. 199 | 685.26 | 685.26 | 685.26 | 685.26 | 685.26 | - | 0.010004 |
| Jun 19. 199 | 692.15 | 692.15 | 692.15 | 692.15 | 692.15 | - | -0.00043 |
| Jun 20. 199 | 691.85 | 691.85 | 691.85 | 691.85 | 691.85 | - | -0.00182 |
| Jun 21. 199 | 690.59 | 690.59 | 690.59 | 690.59 | 690.59 | - | 0.013005 |
| Jun 22. 199 | 699.63 | 699.63 | 699.63 | 699.63 | 699.63 | - | -0.00245 |
| Jun 23. 199 | 697.92 | 697.92 | 697.92 | 697.92 | 697.92 | - | -0.0102 |
| Jun 26. 199 | 690.84 | 690.84 | 690.84 | 690.84 | 690.84 | - | -0.00313 |
| Jun 27. 199 | 688.68 | 688.68 | 688.68 | 688.68 | 688.68 | - | 0.00465 |
| Jun 28. 199 | 691.89 | 691.89 | 691.89 | 691.89 | 691.89 | - | -0.00158 |
| Jun 29. 199 | 690.8 | 690.8 | 690.8 | 690.8 | 690.8 | - | 0.001837 |
| Jun 30. 199 | 692.07 | 692.07 | 692.07 | 692.07 | 692.07 | - | 0.00434 |
| Jul 03. 199 | 695.08 | 695.08 | 695.08 | 695.08 | 695.08 | - | 0.000475 |
| Jul 05. 199 | 695.41 | 695.41 | 695.41 | 695.41 | 695.41 | - | 0.012476 |
| Jul 06. 199 | 704.14 | 704.14 | 704.14 | 704.14 | 704.14 | - | 0.004449 |
| Jul 07. 199 | 707.28 | 707.28 | 707.28 | 707.28 | 707.28 | - | 0.001483 |
| Jul 10. 199 | 708.33 | 708.33 | 708.33 | 708.33 | 708.33 | - | -0.00432 |
| Jul 11. 199 | 705.28 | 705.28 | 705.28 | 705.28 | 705.28 | - | 0.011027 |
| Jul 12. 199 | 713.1 | 713.1 | 713.1 | 713.1 | 713.1 | - | 0.000224 |
| Jul 13. 199 | 713.26 | 713.26 | 713.26 | 713.26 | 713.26 | - | -0.00198 |
| Jul 14. 199 | 711.85 | 711.85 | 711.85 | 711.85 | 711.85 | - | 0.005045 |
| Jul 17. 199 | 715.45 | 715.45 | 715.45 | 715.45 | 715.45 | - | -0.00751 |
| Jul 18. 199 | 710.1 | 710.1 | 710.1 | 710.1 | 710.1 | - | -0.01338 |
| Jul 19. 199 | 700.66 | 700.66 | 700.66 | 700.66 | 700.66 | - | 0.004656 |
| Jul 20. 199 | 703.93 | 703.93 | 703.93 | 703.93 | 703.93 | - | 0.00017 |
| Jul 21. 199 | 704.05 | 704.05 | 704.05 | 704.05 | 704.05 | - | 0.005411 |
| Jul 24. 199 | 707.87 | 707.87 | 707.87 | 707.87 | 707.87 | - | 0.008006 |
| Jul 25. 199 | 713.56 | 713.56 | 713.56 | 713.56 | 713.56 | - | 0.000967 |
| Jul 26. 199 | 714.25 | 714.25 | 714.25 | 714.25 | 714.25 | - | 0.006559 |
| Jul 27. 199 | 718.95 | 718.95 | 718.95 | 718.95 | 718.95 | - | -0.00401 |
| Jul 28. 199 | 716.07 | 716.07 | 716.07 | 716.07 | 716.07 | - | -0.00147 |
| Jul 31. 199 | 715.02 | 715.02 | 715.02 | 715.02 | 715.02 | - | -0.0043 |
| Aug 01. 199 | 711.95 | 711.95 | 711.95 | 711.95 | 711.95 | - | -0.00129 |
| Aug 02. 199 | 711.03 | 711.03 | 711.03 | 711.03 | 711.03 | - | 0.000183 |
| Aug 03. 199 | 711.16 | 711.16 | 711.16 | 711.16 | 711.16 | - | 0.000408 |
| Aug 04. 199 | 711.45 | 711.45 | 711.45 | 711.45 | 711.45 | - | 0.00205 |
| Aug 07. 199 | 712.91 | 712.91 | 712.91 | 712.91 | 712.91 | - | 0.000743 |
| Aug 08. 199 | 713.44 | 713.44 | 713.44 | 713.44 | 713.44 | - | -0.00107 |
| Aug 09. 199 | 712.68 | 712.68 | 712.68 | 712.68 | 712.68 | - | -0.00378 |
| Aug 10. 199 | 709.99 | 709.99 | 709.99 | 709.99 | 709.99 | - | -0.00402 |
| Aug 11. 199 | 707.14 | 707.14 | 707.14 | 707.14 | 707.14 | - | 0.008393 |
| Aug 14. 199 | 713.1 | 713.1 | 713.1 | 713.1 | 713.1 | - | -0.00195 |
| Aug 15. 199 | 711.71 | 711.71 | 711.71 | 711.71 | 711.71 | - | 0.00275 |
| Aug 16. 199 | 713.67 | 713.67 | 713.67 | 713.67 | 713.67 | - | -0.00161 |
| Aug 17. 199 | 712.52 | 712.52 | 712.52 | 712.52 | 712.52 | - | 0.000421 |
| Aug 18. 199 | 712.82 | 712.82 | 712.82 | 712.82 | 712.82 | - | -0.00194 |
| Aug 21. 199 | 711.44 | 711.44 | 711.44 | 711.44 | 711.44 | - | 0.002569 |
| Aug 22. 199 | 713.27 | 713.27 | 713.27 | 713.27 | 713.27 | - | -0.00412 |
| Aug 23. 199 | 710.34 | 710.34 | 710.34 | 710.34 | 710.34 | - | 0.000605 |
| Aug 24. 199 | 710.77 | 710.77 | 710.77 | 710.77 | 710.77 | - | 0.004744 |
| Aug 25. 199 | 714.15 | 714.15 | 714.15 | 714.15 | 714.15 | - | -0.00186 |
| Aug 28. 199 | 712.82 | 712.82 | 712.82 | 712.82 | 712.82 | - | 0.001836 |
| Aug 29. 199 | 714.13 | 714.13 | 714.13 | 714.13 | 714.13 | - | 0.001972 |
| Aug 30. 199 | 715.54 | 715.54 | 715.54 | 715.54 | 715.54 | - | 0.001787 |
| Aug 31. 199 | 716.82 | 716.82 | 716.82 | 716.82 | 716.82 | - | 0.003509 |
| Sep 01. 199 | 719.34 | 719.34 | 719.34 | 719.34 | 719.34 | - | 0.009574 |
| Sep 05. 199 | 726.26 | 726.26 | 726.26 | 726.26 | 726.26 | - | 0.001953 |
| Sep 06. 199 | 727.68 | 727.68 | 727.68 | 727.68 | 727.68 | - | 0.000275 |
| Sep 07. 199 | 727.88 | 727.88 | 727.88 | 727.88 | 727.88 | - | 0.004195 |
| Sep 08. 199 | 730.94 | 730.94 | 730.94 | 730.94 | 730.94 | - | 0.002187 |
| Sep 11. 199 | 732.54 | 732.54 | 732.54 | 732.54 | 732.54 | - | 0.004536 |
| Sep 12. 199 | 735.87 | 735.87 | 735.87 | 735.87 | 735.87 | - | 0.004393 |
| Sep 13. 199 | 739.11 | 739.11 | 739.11 | 739.11 | 739.11 | - | 0.008353 |
| Sep 14. 199 | 745.31 | 745.31 | 745.31 | 745.31 | 745.31 | - | -0.00044 |
| Sep 15. 199 | 744.98 | 744.98 | 744.98 | 744.98 | 744.98 | - | -0.00064 |
| Sep 18. 199 | 744.5 | 744.5 | 744.5 | 744.5 | 744.5 | - | 0.002468 |
| Sep 19. 199 | 746.34 | 746.34 | 746.34 | 746.34 | 746.34 | - | 0.004439 |
| Sep 20. 199 | 749.66 | 749.66 | 749.66 | 749.66 | 749.66 | - | -0.0064 |
| Sep 21. 199 | 744.88 | 744.88 | 744.88 | 744.88 | 744.88 | - | -0.00218 |
| Sep 22. 199 | 743.26 | 743.26 | 743.26 | 743.26 | 743.26 | - | 0.000135 |
| Sep 25. 199 | 743.36 | 743.36 | 743.36 | 743.36 | 743.36 | - | -0.00069 |
| Sep 26. 199 | 742.85 | 742.85 | 742.85 | 742.85 | 742.85 | - | -0.00015 |
| Sep 27. 199 | 742.74 | 742.74 | 742.74 | 742.74 | 742.74 | - | 0.008299 |
| Sep 28. 199 | 748.93 | 748.93 | 748.93 | 748.93 | 748.93 | - | -0.00249 |
| Sep 29. 199 | 747.07 | 747.07 | 747.07 | 747.07 | 747.07 | - | -0.00459 |
| Oct 02. 199 | 743.65 | 743.65 | 743.65 | 743.65 | 743.65 | - | 0.001102 |
| Oct 03. 199 | 744.47 | 744.47 | 744.47 | 744.47 | 744.47 | - | -0.00133 |
| Oct 04. 199 | 743.48 | 743.48 | 743.48 | 743.48 | 743.48 | - | 0.002338 |
| Oct 05. 199 | 745.22 | 745.22 | 745.22 | 745.22 | 745.22 | - | -0.00015 |
| Oct 06. 199 | 745.11 | 745.11 | 745.11 | 745.11 | 745.11 | - | -0.0071 |
| Oct 09. 199 | 739.84 | 739.84 | 739.84 | 739.84 | 739.84 | - | -0.00147 |
| Oct 10. 199 | 738.75 | 738.75 | 738.75 | 738.75 | 738.75 | - | 0.0035 |
| Oct 11. 199 | 741.34 | 741.34 | 741.34 | 741.34 | 741.34 | - | 0.006293 |
| Oct 12. 199 | 746.02 | 746.02 | 746.02 | 746.02 | 746.02 | - | 0.00241 |
| Oct 13. 199 | 747.82 | 747.82 | 747.82 | 747.82 | 747.82 | - | -0.00253 |
| Oct 16. 199 | 745.93 | 745.93 | 745.93 | 745.93 | 745.93 | - | 0.006414 |
| Oct 17. 199 | 750.73 | 750.73 | 750.73 | 750.73 | 750.73 | - | 0.001305 |
| Oct 18. 199 | 751.71 | 751.71 | 751.71 | 751.71 | 751.71 | - | 0.005466 |
| Oct 19. 199 | 755.83 | 755.83 | 755.83 | 755.83 | 755.83 | - | -0.0054 |
| Oct 20. 199 | 751.76 | 751.76 | 751.76 | 751.76 | 751.76 | - | -0.00408 |
| Oct 23. 199 | 748.7 | 748.7 | 748.7 | 748.7 | 748.7 | - | 0.002521 |
| Oct 24. 199 | 750.59 | 750.59 | 750.59 | 750.59 | 750.59 | - | -0.0069 |
| Oct 25. 199 | 745.43 | 745.43 | 745.43 | 745.43 | 745.43 | - | -0.00987 |
| Oct 26. 199 | 738.11 | 738.11 | 738.11 | 738.11 | 738.11 | - | 0.005256 |
| Oct 27. 199 | 742 | 742 | 742 | 742 | 742 | - | 0.006221 |
| Oct 30. 199 | 746.63 | 746.63 | 746.63 | 746.63 | 746.63 | - | -0.00299 |
| Oct 31. 199 | 744.4 | 744.4 | 744.4 | 744.4 | 744.4 | - | 0.004838 |
| Nov 01. 19 | 748.01 | 748.01 | 748.01 | 748.01 | 748.01 | - | 0.009619 |
| Nov 02. 19 | 755.24 | 755.24 | 755.24 | 755.24 | 755.24 | - | 0.001495 |
| Nov 03. 19 | 756.37 | 756.37 | 756.37 | 756.37 | 756.37 | - | -0.00348 |
| Nov 06. 19 | 753.74 | 753.74 | 753.74 | 753.74 | 753.74 | - | -0.0036 |
| Nov 07. 19 | 751.03 | 751.03 | 751.03 | 751.03 | 751.03 | - | 0.00937 |
| Nov 08. 19 | 758.1 | 758.1 | 758.1 | 758.1 | 758.1 | - | 0.002911 |
| Nov 09. 19 | 760.31 | 760.31 | 760.31 | 760.31 | 760.31 | - | -0.00086 |
| Nov 10. 19 | 759.66 | 759.66 | 759.66 | 759.66 | 759.66 | - | -0.00053 |
| Nov 13. 19 | 759.26 | 759.26 | 759.26 | 759.26 | 759.26 | - | -0.00498 |
| Nov 14. 19 | 755.49 | 755.49 | 755.49 | 755.49 | 755.49 | - | 0.008147 |
| Nov 15. 19 | 761.67 | 761.67 | 761.67 | 761.67 | 761.67 | - | 0.005747 |
| Nov 16. 19 | 766.06 | 766.06 | 766.06 | 766.06 | 766.06 | - | 0.004571 |
| Nov 17. 19 | 769.57 | 769.57 | 769.57 | 769.57 | 769.57 | - | -0.00522 |
| Nov 20. 19 | 765.56 | 765.56 | 765.56 | 765.56 | 765.56 | - | 0.005783 |
| Nov 21. 19 | 770 | 770 | 770 | 770 | 770 | - | -0.00304 |
| Nov 22. 19 | 767.66 | 767.66 | 767.66 | 767.66 | 767.66 | - | 0.002641 |
| Nov 24. 19 | 769.69 | 769.69 | 769.69 | 769.69 | 769.69 | - | 0.002258 |
| Nov 27. 19 | 771.43 | 771.43 | 771.43 | 771.43 | 771.43 | - | 0.008609 |
| Nov 28. 19 | 778.1 | 778.1 | 778.1 | 778.1 | 778.1 | - | 0.002413 |
| Nov 29. 19 | 779.98 | 779.98 | 779.98 | 779.98 | 779.98 | - | -0.00374 |
| Nov 30. 19 | 777.07 | 777.07 | 777.07 | 777.07 | 777.07 | - | 0.002673 |
| Dec 01. 199 | 779.15 | 779.15 | 779.15 | 779.15 | 779.15 | - | 0.011041 |
| Dec 04. 199 | 787.8 | 787.8 | 787.8 | 787.8 | 787.8 | - | 0.006592 |
| Dec 05. 199 | 793.01 | 793.01 | 793.01 | 793.01 | 793.01 | - | 0.004278 |
| Dec 06. 199 | 796.41 | 796.41 | 796.41 | 796.41 | 796.41 | - | -0.00645 |
| Dec 07. 199 | 791.29 | 791.29 | 791.29 | 791.29 | 791.29 | - | 0.002133 |
| Dec 08. 199 | 792.98 | 792.98 | 792.98 | 792.98 | 792.98 | - | 0.003336 |
| Dec 11. 199 | 795.63 | 795.63 | 795.63 | 795.63 | 795.63 | - | -0.00119 |
| Dec 12. 199 | 794.68 | 794.68 | 794.68 | 794.68 | 794.68 | - | 0.005121 |
| Dec 13. 199 | 798.76 | 798.76 | 798.76 | 798.76 | 798.76 | - | -0.00763 |
| Dec 14. 199 | 792.69 | 792.69 | 792.69 | 792.69 | 792.69 | - | -0.00093 |
| Dec 15. 199 | 791.95 | 791.95 | 791.95 | 791.95 | 791.95 | - | -0.0155 |
| Dec 18. 199 | 779.77 | 779.77 | 779.77 | 779.77 | 779.77 | - | 0.008403 |
| Dec 19. 199 | 786.35 | 786.35 | 786.35 | 786.35 | 786.35 | - | -0.00979 |
| Dec 20. 199 | 778.69 | 778.69 | 778.69 | 778.69 | 778.69 | - | 0.007523 |
| Dec 21. 199 | 784.57 | 784.57 | 784.57 | 784.57 | 784.57 | - | 0.002419 |
| Dec 22. 199 | 786.47 | 786.47 | 786.47 | 786.47 | 786.47 | - | 0.00382 |
| Dec 26. 199 | 789.48 | 789.48 | 789.48 | 789.48 | 789.48 | - | 0.000912 |
| Dec 27. 199 | 790.2 | 790.2 | 790.2 | 790.2 | 790.2 | - | -0.00065 |
| Dec 28. 199 | 789.69 | 789.69 | 789.69 | 789.69 | 789.69 | - | 0.002971 |
| Dec 29. 199 | 792.04 | 792.04 | 792.04 | 792.04 | 792.04 | - | 0.007772 |
| Jan 02. 199 | 798.22 | 798.22 | 798.22 | 798.22 | 798.22 | - | 0.001127 |
| Jan 03. 199 | 799.12 | 799.12 | 799.12 | 799.12 | 799.12 | - | -0.00584 |
| Jan 04. 199 | 794.47 | 794.47 | 794.47 | 794.47 | 794.47 | - | -0.0016 |
| Jan 05. 199 | 793.2 | 793.2 | 793.2 | 793.2 | 793.2 | - | 0.003122 |
| Jan 08. 199 | 795.68 | 795.68 | 795.68 | 795.68 | 795.68 | - | -0.01458 |
| Jan 09. 199 | 784.16 | 784.16 | 784.16 | 784.16 | 784.16 | - | -0.01808 |
| Jan 10. 199 | 770.11 | 770.11 | 770.11 | 770.11 | 770.11 | - | 0.007065 |
| Jan 11. 199 | 775.57 | 775.57 | 775.57 | 775.57 | 775.57 | - | -0.00147 |
| Jan 12. 199 | 774.43 | 774.43 | 774.43 | 774.43 | 774.43 | - | -0.00331 |
| Jan 15. 199 | 771.87 | 771.87 | 771.87 | 771.87 | 771.87 | - | 0.014278 |
| Jan 16. 199 | 782.97 | 782.97 | 782.97 | 782.97 | 782.97 | - | -0.00333 |
| Jan 17. 199 | 780.37 | 780.37 | 780.37 | 780.37 | 780.37 | - | 0.003173 |
| Jan 18. 199 | 782.85 | 782.85 | 782.85 | 782.85 | 782.85 | - | 0.005897 |
| Jan 19. 199 | 787.48 | 787.48 | 787.48 | 787.48 | 787.48 | - | 0.002562 |
| Jan 22. 199 | 789.5 | 789.5 | 789.5 | 789.5 | 789.5 | - | -0.00099 |
| Jan 23. 199 | 788.72 | 788.72 | 788.72 | 788.72 | 788.72 | - | 0.011685 |
| Jan 24. 199 | 797.99 | 797.99 | 797.99 | 797.99 | 797.99 | - | -0.00474 |
| Jan 25. 199 | 794.22 | 794.22 | 794.22 | 794.22 | 794.22 | - | 0.007414 |
| Jan 26. 199 | 800.13 | 800.13 | 800.13 | 800.13 | 800.13 | - | 0.00439 |
| Jan 29. 199 | 803.65 | 803.65 | 803.65 | 803.65 | 803.65 | - | 0.009486 |
| Jan 30. 199 | 811.31 | 811.31 | 811.31 | 811.31 | 811.31 | - | 0.009434 |
| Jan 31. 199 | 819 | 819 | 819 | 819 | 819 | - | 0.004021 |
| Feb 01. 199 | 822.3 | 822.3 | 822.3 | 822.3 | 822.3 | - | -0.00406 |
| Feb 02. 199 | 818.97 | 818.97 | 818.97 | 818.97 | 818.97 | - | 0.008826 |
| Feb 05. 199 | 826.23 | 826.23 | 826.23 | 826.23 | 826.23 | - | 0.007632 |
| Feb 06. 199 | 832.56 | 832.56 | 832.56 | 832.56 | 832.56 | - | 0.005725 |
| Feb 07. 199 | 837.34 | 837.34 | 837.34 | 837.34 | 837.34 | - | 0.009627 |
| Feb 08. 199 | 845.44 | 845.44 | 845.44 | 845.44 | 845.44 | - | 0.000508 |
| Feb 09. 199 | 845.87 | 845.87 | 845.87 | 845.87 | 845.87 | - | 0.007772 |
| Feb 12. 199 | 852.47 | 852.47 | 852.47 | 852.47 | 852.47 | - | -0.00116 |
| Feb 13. 199 | 851.48 | 851.48 | 851.48 | 851.48 | 851.48 | - | -0.00736 |
| Feb 14. 199 | 845.24 | 845.24 | 845.24 | 845.24 | 845.24 | - | -0.00634 |
| Feb 15. 199 | 839.9 | 839.9 | 839.9 | 839.9 | 839.9 | - | -0.00501 |
| Feb 16. 199 | 835.7 | 835.7 | 835.7 | 835.7 | 835.7 | - | -0.01136 |
| Feb 20. 199 | 826.26 | 826.26 | 826.26 | 826.26 | 826.26 | - | 0.011731 |
| Feb 21. 199 | 836.01 | 836.01 | 836.01 | 836.01 | 836.01 | - | 0.016513 |
| Feb 22. 199 | 849.93 | 849.93 | 849.93 | 849.93 | 849.93 | - | 0.000353 |
| Feb 23. 199 | 850.23 | 850.23 | 850.23 | 850.23 | 850.23 | - | -0.01315 |
| Feb 26. 199 | 839.12 | 839.12 | 839.12 | 839.12 | 839.12 | - | -0.00485 |
| Feb 27. 199 | 835.06 | 835.06 | 835.06 | 835.06 | 835.06 | - | -0.00355 |
| Feb 28. 199 | 832.1 | 832.1 | 832.1 | 832.1 | 832.1 | - | -0.00664 |
| Feb 29. 199 | 826.59 | 826.59 | 826.59 | 826.59 | 826.59 | - | 0.006163 |
| Mar 01. 19 | 831.7 | 831.7 | 831.7 | 831.7 | 831.7 | - | 0.010109 |
| Mar 04. 19 | 840.15 | 840.15 | 840.15 | 840.15 | 840.15 | - | 0.007719 |
| Mar 05. 19 | 846.66 | 846.66 | 846.66 | 846.66 | 846.66 | - | -0.0055 |
| Mar 06. 19 | 842.02 | 842.02 | 842.02 | 842.02 | 842.02 | - | 0.002598 |
| Mar 07. 19 | 844.21 | 844.21 | 844.21 | 844.21 | 844.21 | - | -0.03131 |
| Mar 08. 19 | 818.19 | 818.19 | 818.19 | 818.19 | 818.19 | - | 0.010287 |
| Mar 11. 19 | 826.65 | 826.65 | 826.65 | 826.65 | 826.65 | - | -0.00458 |
| Mar 12. 19 | 822.87 | 822.87 | 822.87 | 822.87 | 822.87 | - | 0.002755 |
| Mar 13. 19 | 825.14 | 825.14 | 825.14 | 825.14 | 825.14 | - | 0.003641 |
| Mar 14. 19 | 828.15 | 828.15 | 828.15 | 828.15 | 828.15 | - | 0.000905 |
| Mar 15. 19 | 828.9 | 828.9 | 828.9 | 828.9 | 828.9 | - | 0.017389 |
| Mar 18. 19 | 843.44 | 843.44 | 843.44 | 843.44 | 843.44 | - | -0.00145 |
| Mar 19. 19 | 842.22 | 842.22 | 842.22 | 842.22 | 842.22 | - | -0.00262 |
| Mar 20. 19 | 840.02 | 840.02 | 840.02 | 840.02 | 840.02 | - | -0.00116 |
| Mar 21. 19 | 839.05 | 839.05 | 839.05 | 839.05 | 839.05 | - | 0.002202 |
| Mar 22. 19 | 840.9 | 840.9 | 840.9 | 840.9 | 840.9 | - | -0.00089 |
| Mar 25. 19 | 840.15 | 840.15 | 840.15 | 840.15 | 840.15 | - | 0.004501 |
| Mar 26. 19 | 843.94 | 843.94 | 843.94 | 843.94 | 843.94 | - | -0.00593 |
| Mar 27. 19 | 838.95 | 838.95 | 838.95 | 838.95 | 838.95 | - | 5.96E-05 |

| | | | | | | | |
|---|---|---|---|---|---|---|---|
| Mar 28, 19 | 849 | 849 | 849 | 849 | 849 | - | -0.00532 |
| Mar 29, 19 | 834.55 | 834.55 | 834.55 | 834.55 | 834.55 | - | 0.012681 |
| Apr 01, 199 | 845.2 | 845.2 | 845.2 | 845.2 | 845.2 | - | 0.002541 |
| Apr 02, 199 | 847.35 | 847.35 | 847.35 | 847.35 | 847.35 | - | 0.000967 |
| Apr 03, 199 | 848.17 | 848.17 | 848.17 | 848.17 | 848.17 | - | 4.72E-05 |
| Apr 04, 199 | 848.21 | 848.21 | 848.21 | 848.21 | 848.21 | - | -0.01753 |
| Apr 08, 199 | 833.47 | 833.47 | 833.47 | 833.47 | 833.47 | - | -0.00316 |
| Apr 09, 199 | 830.84 | 830.84 | 830.84 | 830.84 | 830.84 | - | -0.0136 |
| Apr 10, 199 | 819.62 | 819.62 | 819.62 | 819.62 | 819.62 | - | -0.00357 |
| Apr 11, 199 | 816.7 | 816.7 | 816.7 | 816.7 | 816.7 | - | 0.008729 |
| Apr 12, 199 | 823.86 | 823.86 | 823.86 | 823.86 | 823.86 | - | 0.009026 |
| Apr 15, 199 | 831.33 | 831.33 | 831.33 | 831.33 | 831.33 | - | 0.003902 |
| Apr 16, 199 | 834.58 | 834.58 | 834.58 | 834.58 | 834.58 | - | -0.00513 |
| Apr 17, 199 | 830.31 | 830.31 | 830.31 | 830.31 | 830.31 | - | 0.003138 |
| Apr 18, 199 | 832.92 | 832.92 | 832.92 | 832.92 | 832.92 | - | 0.002267 |
| Apr 19, 199 | 834.81 | 834.81 | 834.81 | 834.81 | 834.81 | - | 0.004363 |
| Apr 22, 199 | 838.46 | 838.46 | 838.46 | 838.46 | 838.46 | - | 0.005697 |
| Apr 23, 199 | 843.25 | 843.25 | 843.25 | 843.25 | 843.25 | - | -0.00212 |
| Apr 24, 199 | 841.46 | 841.46 | 841.46 | 841.46 | 841.46 | - | 0.004151 |
| Apr 25, 199 | 844.96 | 844.96 | 844.96 | 844.96 | 844.96 | - | 0.001029 |
| Apr 26, 199 | 845.83 | 845.83 | 845.83 | 845.83 | 845.83 | - | 0.001111 |
| Apr 29, 199 | 846.77 | 846.77 | 846.77 | 846.77 | 846.77 | - | 9.45E-05 |
| Apr 30, 199 | 846.85 | 846.85 | 846.85 | 846.85 | 846.85 | - | 0.000755 |
| May 01, 19 | 847.49 | 847.49 | 847.49 | 847.49 | 847.49 | - | -0.0171 |
| May 02, 19 | 833.12 | 833.12 | 833.12 | 833.12 | 833.12 | - | -0.00268 |
| May 03, 19 | 830.89 | 830.89 | 830.89 | 830.89 | 830.89 | - | -0.00118 |
| May 06, 19 | 829.91 | 829.91 | 829.91 | 829.91 | 829.91 | - | -0.00396 |
| May 07, 19 | 826.63 | 826.63 | 826.63 | 826.63 | 826.63 | - | 0.01041 |
| May 08, 19 | 835.28 | 835.28 | 835.28 | 835.28 | 835.28 | - | 0.001304 |
| May 09, 19 | 836.37 | 836.37 | 836.37 | 836.37 | 836.37 | - | 0.010348 |
| May 10, 19 | 845.07 | 845.07 | 845.07 | 845.07 | 845.07 | - | 0.014532 |
| May 13, 19 | 857.44 | 857.44 | 857.44 | 857.44 | 857.44 | - | 0.006336 |
| May 14, 19 | 862.89 | 862.89 | 862.89 | 862.89 | 862.89 | - | -0.00012 |
| May 15, 19 | 862.79 | 862.79 | 862.79 | 862.79 | 862.79 | - | -0.00075 |
| May 16, 19 | 862.14 | 862.14 | 862.14 | 862.14 | 862.14 | - | 0.006498 |
| May 17, 19 | 867.76 | 867.76 | 867.76 | 867.76 | 867.76 | - | 0.00641 |
| May 20, 19 | 873.34 | 873.34 | 873.34 | 873.34 | 873.34 | - | -0.00056 |
| May 21, 19 | 872.85 | 872.85 | 872.85 | 872.85 | 872.85 | - | 0.00851 |
| May 22, 19 | 880.31 | 880.31 | 880.31 | 880.31 | 880.31 | - | -0.00355 |
| May 23, 19 | 877.19 | 877.19 | 877.19 | 877.19 | 877.19 | - | 0.003721 |
| May 24, 19 | 880.46 | 880.46 | 880.46 | 880.46 | 880.46 | - | -0.00929 |
| May 28, 19 | 872.32 | 872.32 | 872.32 | 872.32 | 872.32 | - | -0.00616 |
| May 29, 19 | 866.96 | 866.96 | 866.96 | 866.96 | 866.96 | - | 0.005797 |
| May 30, 19 | 872 | 872 | 872 | 872 | 872 | - | -0.0038 |
| May 31, 19 | 868.69 | 868.69 | 868.69 | 868.69 | 868.69 | - | -0.00214 |
| Jun 03, 199 | 866.83 | 866.83 | 866.83 | 866.83 | 866.83 | - | 0.007333 |
| Jun 04, 199 | 873.21 | 873.21 | 873.21 | 873.21 | 873.21 | - | 0.008984 |
| Jun 05, 199 | 881.09 | 881.09 | 881.09 | 881.09 | 881.09 | - | -0.00783 |
| Jun 06, 199 | 874.22 | 874.22 | 874.22 | 874.22 | 874.22 | - | 0.000435 |
| Jun 07, 199 | 874.6 | 874.6 | 874.6 | 874.6 | 874.6 | - | -0.00167 |
| Jun 10, 199 | 873.14 | 873.14 | 873.14 | 873.14 | 873.14 | - | -0.00177 |
| Jun 11, 199 | 871.6 | 871.6 | 871.6 | 871.6 | 871.6 | - | -0.00244 |
| Jun 12, 199 | 869.48 | 869.48 | 869.48 | 869.48 | 869.48 | - | -0.00161 |
| Jun 13, 199 | 868.08 | 868.08 | 868.08 | 868.08 | 868.08 | - | -0.00309 |
| Jun 14, 199 | 865.4 | 865.4 | 865.4 | 865.4 | 865.4 | - | -0.00101 |
| Jun 17, 199 | 864.53 | 864.53 | 864.53 | 864.53 | 864.53 | - | -0.00465 |
| Jun 18, 199 | 860.52 | 860.52 | 860.52 | 860.52 | 860.52 | - | -0.00014 |
| Jun 19, 199 | 860.4 | 860.4 | 860.4 | 860.4 | 860.4 | - | 0.000244 |
| Jun 20, 199 | 860.61 | 860.61 | 860.61 | 860.61 | 860.61 | - | 0.007155 |
| Jun 21, 199 | 866.79 | 866.79 | 866.79 | 866.79 | 866.79 | - | 0.003018 |
| Jun 24, 199 | 869.41 | 869.41 | 869.41 | 869.41 | 869.41 | - | -0.00055 |
| Jun 25, 199 | 868.93 | 868.93 | 868.93 | 868.93 | 868.93 | - | -0.00583 |
| Jun 26, 199 | 863.88 | 863.88 | 863.88 | 863.88 | 863.88 | - | 0.006254 |
| Jun 27, 199 | 869.3 | 869.3 | 869.3 | 869.3 | 869.3 | - | 0.003113 |
| Jun 28, 199 | 872.01 | 872.01 | 872.01 | 872.01 | 872.01 | - | 0.00795 |
| Jul 01, 199 | 878.97 | 878.97 | 878.97 | 878.97 | 878.97 | - | -0.00317 |
| Jul 02, 199 | 876.19 | 876.19 | 876.19 | 876.19 | 876.19 | - | -0.00178 |
| Jul 03, 199 | 874.63 | 874.63 | 874.63 | 874.63 | 874.63 | - | -0.02248 |
| Jul 05, 199 | 855.19 | 855.19 | 855.19 | 855.19 | 855.19 | - | -0.00718 |
| Jul 08, 199 | 849.07 | 849.07 | 849.07 | 849.07 | 849.07 | - | 0.00348 |
| Jul 09, 199 | 852.03 | 852.03 | 852.03 | 852.03 | 852.03 | - | 0.00204 |
| Jul 10, 199 | 853.77 | 853.77 | 853.77 | 853.77 | 853.77 | - | -0.01586 |
| Jul 11, 199 | 840.34 | 840.34 | 840.34 | 840.34 | 840.34 | - | 0.000797 |
| Jul 12, 199 | 841.01 | 841.01 | 841.01 | 841.01 | 841.01 | - | -0.02569 |
| Jul 15, 199 | 819.68 | 819.68 | 819.68 | 819.68 | 819.68 | - | -0.00227 |
| Jul 16, 199 | 817.82 | 817.82 | 817.82 | 817.82 | 817.82 | - | 0.009129 |
| Jul 17, 199 | 825.32 | 825.32 | 825.32 | 825.32 | 825.32 | - | 0.014937 |
| Jul 18, 199 | 837.74 | 837.74 | 837.74 | 837.74 | 837.74 | - | -0.00752 |
| Jul 19, 199 | 831.46 | 831.46 | 831.46 | 831.46 | 831.46 | - | -0.0078 |
| Jul 22, 199 | 825 | 825 | 825 | 825 | 825 | - | -0.01093 |
| Jul 23, 199 | 816.03 | 816.03 | 816.03 | 816.03 | 816.03 | - | -0.00032 |
| Jul 24, 199 | 815.77 | 815.77 | 815.77 | 815.77 | 815.77 | - | 0.007194 |
| Jul 25, 199 | 821.66 | 821.66 | 821.66 | 821.66 | 821.66 | - | 0.007457 |
| Jul 26, 199 | 827.81 | 827.81 | 827.81 | 827.81 | 827.81 | - | -0.00774 |
| Jul 29, 199 | 821.43 | 821.43 | 821.43 | 821.43 | 821.43 | - | 0.006915 |
| Jul 30, 199 | 827.13 | 827.13 | 827.13 | 827.13 | 827.13 | - | 0.007648 |
| Jul 31, 199 | 833.48 | 833.48 | 833.48 | 833.48 | 833.48 | - | 0.015819 |
| Aug 01, 19 | 846.77 | 846.77 | 846.77 | 846.77 | 846.77 | - | 0.019055 |
| Aug 02, 19 | 863.06 | 863.06 | 863.06 | 863.06 | 863.06 | - | -0.00333 |
| Aug 05, 19 | 860.19 | 860.19 | 860.19 | 860.19 | 860.19 | - | 0.003285 |
| Aug 06, 19 | 863.02 | 863.02 | 863.02 | 863.02 | 863.02 | - | 0.002823 |
| Aug 07, 19 | 865.46 | 865.46 | 865.46 | 865.46 | 865.46 | - | -0.00234 |
| Aug 08, 19 | 863.44 | 863.44 | 863.44 | 863.44 | 863.44 | - | -0.0005 |
| Aug 09, 19 | 863.01 | 863.01 | 863.01 | 863.01 | 863.01 | - | 0.005581 |
| Aug 12, 19 | 867.84 | 867.84 | 867.84 | 867.84 | 867.84 | - | -0.00812 |
| Aug 13, 19 | 860.82 | 860.82 | 860.82 | 860.82 | 860.82 | - | 0.002946 |
| Aug 14, 19 | 863.36 | 863.36 | 863.36 | 863.36 | 863.36 | - | 0.000405 |
| Aug 15, 19 | 863.71 | 863.71 | 863.71 | 863.71 | 863.71 | - | 0.004528 |
| Aug 16, 19 | 867.63 | 867.63 | 867.63 | 867.63 | 867.63 | - | 0.002095 |
| Aug 19, 19 | 869.45 | 869.45 | 869.45 | 869.45 | 869.45 | - | -0.00124 |
| Aug 20, 19 | 868.37 | 868.37 | 868.37 | 868.37 | 868.37 | - | -0.00081 |
| Aug 21, 19 | 867.67 | 867.67 | 867.67 | 867.67 | 867.67 | - | 0.008424 |
| Aug 22, 19 | 875.01 | 875.01 | 875.01 | 875.01 | 875.01 | - | -0.00542 |
| Aug 23, 19 | 870.28 | 870.28 | 870.28 | 870.28 | 870.28 | - | -0.00473 |
| Aug 26, 19 | 866.17 | 866.17 | 866.17 | 866.17 | 866.17 | - | 0.003803 |
| Aug 27, 19 | 869.47 | 869.47 | 869.47 | 869.47 | 869.47 | - | -0.00213 |
| Aug 28, 19 | 867.62 | 867.62 | 867.62 | 867.62 | 867.62 | - | -0.01103 |
| Aug 29, 19 | 858.1 | 858.1 | 858.1 | 858.1 | 858.1 | - | -0.00824 |
| Aug 30, 19 | 851.06 | 851.06 | 851.06 | 851.06 | 851.06 | - | 0.004186 |
| Sep 03, 199 | 854.63 | 854.63 | 854.63 | 854.63 | 854.63 | - | 0.001765 |
| Sep 04, 199 | 856.14 | 856.14 | 856.14 | 856.14 | 856.14 | - | -0.00938 |
| Sep 05, 199 | 848.15 | 848.15 | 848.15 | 848.15 | 848.15 | - | 0.009645 |
| Sep 06, 199 | 856.37 | 856.37 | 856.37 | 856.37 | 856.37 | - | 0.012267 |
| Sep 09, 199 | 866.94 | 866.94 | 866.94 | 866.94 | 866.94 | - | 0.000196 |
| Sep 10, 199 | 867.11 | 867.11 | 867.11 | 867.11 | 867.11 | - | 0.005406 |
| Sep 11, 199 | 871.81 | 871.81 | 871.81 | 871.81 | 871.81 | - | 0.006107 |
| Sep 12, 199 | 877.15 | 877.15 | 877.15 | 877.15 | 877.15 | - | 0.013892 |
| Sep 13, 199 | 889.42 | 889.42 | 889.42 | 889.42 | 889.42 | - | 0.005315 |
| Sep 16, 199 | 894.16 | 894.16 | 894.16 | 894.16 | 894.16 | - | -0.00151 |
| Sep 17, 199 | 892.81 | 892.81 | 892.81 | 892.81 | 892.81 | - | -0.00212 |
| Sep 18, 199 | 890.92 | 890.92 | 890.92 | 890.92 | 890.92 | - | 0.002298 |
| Sep 19, 199 | 892.97 | 892.97 | 892.97 | 892.97 | 892.97 | - | 0.005884 |
| Sep 20, 199 | 898.24 | 898.24 | 898.24 | 898.24 | 898.24 | - | -0.00077 |
| Sep 23, 199 | 897.55 | 897.55 | 897.55 | 897.55 | 897.55 | - | -0.00127 |
| Sep 24, 199 | 896.41 | 896.41 | 896.41 | 896.41 | 896.41 | - | 0.000357 |
| Sep 25, 199 | 896.73 | 896.73 | 896.73 | 896.73 | 896.73 | - | 0.000357 |
| Sep 26, 199 | 897.05 | 897.05 | 897.05 | 897.05 | 897.05 | - | 0.000502 |
| Sep 27, 199 | 897.5 | 897.5 | 897.5 | 897.5 | 897.5 | - | 0.001637 |
| Sep 30, 199 | 898.97 | 898.97 | 898.97 | 898.97 | 898.97 | - | 0.002577 |
| Oct 01, 199 | 901.29 | 901.29 | 901.29 | 901.29 | 901.29 | - | 0.007285 |
| Oct 02, 199 | 907.88 | 907.88 | 907.88 | 907.88 | 907.88 | - | -0.00176 |
| Oct 03, 199 | 906.28 | 906.28 | 906.28 | 906.28 | 906.28 | - | 0.012479 |
| Oct 04, 199 | 917.66 | 917.66 | 917.66 | 917.66 | 917.66 | - | 0.002721 |
| Oct 07, 199 | 920.16 | 920.16 | 920.16 | 920.16 | 920.16 | - | -0.00361 |
| Oct 08, 199 | 916.84 | 916.84 | 916.84 | 916.84 | 916.84 | - | -0.00544 |
| Oct 09, 199 | 911.87 | 911.87 | 911.87 | 911.87 | 911.87 | - | -0.00298 |
| Oct 10, 199 | 909.16 | 909.16 | 909.16 | 909.16 | 909.16 | - | 0.008674 |
| Oct 11, 199 | 917.08 | 917.08 | 917.08 | 917.08 | 917.08 | - | 0.004102 |
| Oct 14, 199 | 920.85 | 920.85 | 920.85 | 920.85 | 920.85 | - | -0.00137 |
| Oct 15, 199 | 919.59 | 919.59 | 919.59 | 919.59 | 919.59 | - | 0.002693 |
| Oct 16, 199 | 922.07 | 922.07 | 922.07 | 922.07 | 922.07 | - | 0.003735 |
| Oct 17, 199 | 925.52 | 925.52 | 925.52 | 925.52 | 925.52 | - | 0.00542 |
| Oct 18, 199 | 930.55 | 930.55 | 930.55 | 930.55 | 930.55 | - | -0.00137 |
| Oct 21, 199 | 929.28 | 929.28 | 929.28 | 929.28 | 929.28 | - | -0.00464 |
| Oct 22, 199 | 924.98 | 924.98 | 924.98 | 924.98 | 924.98 | - | 0.001027 |
| Oct 23, 199 | 925.93 | 925.93 | 925.93 | 925.93 | 925.93 | - | -0.00706 |
| Oct 24, 199 | 919.42 | 919.42 | 919.42 | 919.42 | 919.42 | - | -0.00195 |
| Oct 25, 199 | 917.63 | 917.63 | 917.63 | 917.63 | 917.63 | - | -0.00524 |
| Oct 28, 199 | 912.83 | 912.83 | 912.83 | 912.83 | 912.83 | - | 0.006181 |
| Oct 29, 199 | 918.49 | 918.49 | 918.49 | 918.49 | 918.49 | - | -0.00059 |
| Oct 30, 199 | 917.95 | 917.95 | 917.95 | 917.95 | 917.95 | - | 0.006309 |
| Oct 31, 199 | 923.76 | 923.76 | 923.76 | 923.76 | 923.76 | - | -0.002 |
| Nov 01, 19 | 921.91 | 921.91 | 921.91 | 921.91 | 921.91 | - | 0.004297 |
| Nov 04, 19 | 925.88 | 925.88 | 925.88 | 925.88 | 925.88 | - | 0.010433 |
| Nov 05, 19 | 935.59 | 935.59 | 935.59 | 935.59 | 935.59 | - | 0.014727 |
| Nov 06, 19 | 949.47 | 949.47 | 949.47 | 949.47 | 949.47 | - | 0.004414 |
| Nov 07, 19 | 953.67 | 953.67 | 953.67 | 953.67 | 953.67 | - | 0.004436 |
| Nov 08, 19 | 957.91 | 957.91 | 957.91 | 957.91 | 957.91 | - | 0.00144 |
| Nov 11, 19 | 959.29 | 959.29 | 959.29 | 959.29 | 959.29 | - | -0.00305 |
| Nov 12, 19 | 956.37 | 956.37 | 956.37 | 956.37 | 956.37 | - | 0.002412 |
| Nov 13, 19 | 958.68 | 958.68 | 958.68 | 958.68 | 958.68 | - | 0.00656 |
| Nov 14, 19 | 964.99 | 964.99 | 964.99 | 964.99 | 964.99 | - | 0.002432 |
| Nov 15, 19 | 967.34 | 967.34 | 967.34 | 967.34 | 967.34 | - | -0.00073 |
| Nov 18, 19 | 966.63 | 966.63 | 966.63 | 966.63 | 966.63 | - | 0.006969 |
| Nov 19, 19 | 973.39 | 973.39 | 973.39 | 973.39 | 973.39 | - | 0.002586 |
| Nov 20, 19 | 975.91 | 975.91 | 975.91 | 975.91 | 975.91 | - | -0.00159 |
| Nov 21, 19 | 974.36 | 974.36 | 974.36 | 974.36 | 974.36 | - | 0.008034 |
| Nov 22, 19 | 982.22 | 982.22 | 982.22 | 982.22 | 982.22 | - | 0.011076 |
| Nov 25, 19 | 993.16 | 993.16 | 993.16 | 993.16 | 993.16 | - | -0.00119 |
| Nov 26, 19 | 991.98 | 991.98 | 991.98 | 991.98 | 991.98 | - | -0.0011 |
| Nov 27, 19 | 990.89 | 990.89 | 990.89 | 990.89 | 990.89 | - | 0.002711 |
| Nov 29, 19 | 993.58 | 993.58 | 993.58 | 993.58 | 993.58 | - | -0.00058 |
| Dec 02, 19 | 993 | 993 | 993 | 993 | 993 | - | -0.01099 |
| Dec 03, 19 | 982.15 | 982.15 | 982.15 | 982.15 | 982.15 | - | -0.00399 |
| Dec 04, 19 | 978.24 | 978.24 | 978.24 | 978.24 | 978.24 | - | -0.00085 |
| Dec 05, 19 | 977.41 | 977.41 | 977.41 | 977.41 | 977.41 | - | -0.00636 |
| Dec 06, 19 | 971.21 | 971.21 | 971.21 | 971.21 | 971.21 | - | 0.013723 |
| Dec 09, 19 | 984.63 | 984.63 | 984.63 | 984.63 | 984.63 | - | -0.00303 |
| Dec 10, 19 | 981.65 | 981.65 | 981.65 | 981.65 | 981.65 | - | -0.009 |
| Dec 11, 19 | 972.85 | 972.85 | 972.85 | 972.85 | 972.85 | - | -0.01523 |
| Dec 12, 19 | 958.15 | 958.15 | 958.15 | 958.15 | 958.15 | - | -0.00093 |
| Dec 13, 19 | 957.26 | 957.26 | 957.26 | 957.26 | 957.26 | - | -0.01053 |
| Dec 16, 19 | 947.23 | 947.23 | 947.23 | 947.23 | 947.23 | - | 0.006996 |
| Dec 17, 19 | 953.88 | 953.88 | 953.88 | 953.88 | 953.88 | - | 0.007603 |
| Dec 18, 19 | 961.16 | 961.16 | 961.16 | 961.16 | 961.16 | - | 0.019289 |
| Dec 19, 19 | 979.88 | 979.88 | 979.88 | 979.88 | 979.88 | - | 0.004186 |
| Dec 20, 19 | 983.99 | 983.99 | 983.99 | 983.99 | 983.99 | - | -0.00261 |
| Dec 23, 19 | 981.43 | 981.43 | 981.43 | 981.43 | 981.43 | - | 0.005528 |
| Dec 24, 19 | 986.87 | 986.87 | 986.87 | 986.87 | 986.87 | - | 0.006353 |
| Dec 26, 19 | 993.16 | 993.16 | 993.16 | 993.16 | 993.16 | - | 0.0017 |
| Dec 27, 19 | 994.85 | 994.85 | 994.85 | 994.85 | 994.85 | - | -0.00387 |
| Dec 30, 19 | 991.01 | 991.01 | 991.01 | 991.01 | 991.01 | - | -0.01742 |
| Dec 31, 19 | 973.9 | 973.9 | 973.9 | 973.9 | 973.9 | - | -0.00499 |
| Jan 02, 199 | 969.05 | 969.05 | 969.05 | 969.05 | 969.05 | - | 0.014862 |
| Jan 03, 199 | 983.56 | 983.56 | 983.56 | 983.56 | 983.56 | - | -0.00049 |
| Jan 06, 199 | 983.08 | 983.08 | 983.08 | 983.08 | 983.08 | - | 0.007499 |
| Jan 07, 199 | 990.48 | 990.48 | 990.48 | 990.48 | 990.48 | - | -0.00616 |
| Jan 08, 199 | 984.4 | 984.4 | 984.4 | 984.4 | 984.4 | - | 0.008588 |
| Jan 09, 199 | 992.89 | 992.89 | 992.89 | 992.89 | 992.89 | - | 0.006145 |
| Jan 10, 199 | 999.01 | 999.01 | 999.01 | 999.01 | 999.01 | - | 7.01E-05 |
| Jan 13, 199 | 999.08 | 999.08 | 999.08 | 999.08 | 999.08 | - | 0.012246 |
| Jan 14, 199 | 1,011.39 | 1,011.39 | 1,011.39 | 1,011.39 | 1,011.39 | - | -0.00215 |
| Jan 15, 199 | 1,009.22 | 1,009.22 | 1,009.22 | 1,009.22 | 1,009.22 | - | 0.003344 |
| Jan 16, 199 | 1,012.60 | 1,012.60 | 1,012.60 | 1,012.60 | 1,012.60 | - | 0.008349 |
| Jan 17, 199 | 1,021.09 | 1,021.09 | 1,021.09 | 1,021.09 | 1,021.09 | - | 0.000685 |
| Jan 20, 199 | 1,021.79 | 1,021.79 | 1,021.79 | 1,021.79 | 1,021.79 | - | 0.007721 |
| Jan 21, 199 | 1,029.71 | 1,029.71 | 1,029.71 | 1,029.71 | 1,029.71 | - | 0.004554 |
| Jan 22, 199 | 1,034.41 | 1,034.41 | 1,034.41 | 1,034.41 | 1,034.41 | - | -0.01107 |
| Jan 23, 199 | 1,023.02 | 1,023.02 | 1,023.02 | 1,023.02 | 1,023.02 | - | -0.0091 |
| Jan 24, 199 | 1,013.75 | 1,013.75 | 1,013.75 | 1,013.75 | 1,013.75 | - | -0.00716 |
| Jan 27, 199 | 1,006.52 | 1,006.52 | 1,006.52 | 1,006.52 | 1,006.52 | - | 7.95E-05 |
| Jan 28, 199 | 1,006.60 | 1,006.60 | 1,006.60 | 1,006.60 | 1,006.60 | - | 0.009915 |
| Jan 29, 199 | 1,016.63 | 1,016.63 | 1,016.63 | 1,016.63 | 1,016.63 | - | 0.015122 |
| Jan 30, 199 | 1,032.12 | 1,032.12 | 1,032.12 | 1,032.12 | 1,032.12 | - | 0.002535 |
| Jan 31, 199 | 1,034.74 | 1,034.74 | 1,034.74 | 1,034.74 | 1,034.74 | - | 0.000821 |
| Feb 03, 199 | 1,035.59 | 1,035.59 | 1,035.59 | 1,035.59 | 1,035.59 | - | 0.003287 |
| Feb 04, 199 | 1,039.00 | 1,039.00 | 1,039.00 | 1,039.00 | 1,039.00 | - | -0.01384 |
| Feb 05, 199 | 1,024.72 | 1,024.72 | 1,024.72 | 1,024.72 | 1,024.72 | - | 0.002709 |
| Feb 06, 199 | 1,027.50 | 1,027.50 | 1,027.50 | 1,027.50 | 1,027.50 | - | 0.012006 |
| Feb 07, 199 | 1,039.91 | 1,039.91 | 1,039.91 | 1,039.91 | 1,039.91 | - | -0.00521 |
| Feb 10, 199 | 1,034.51 | 1,034.51 | 1,034.51 | 1,034.51 | 1,034.51 | - | 0.005283 |
| Feb 11, 199 | 1,039.99 | 1,039.99 | 1,039.99 | 1,039.99 | 1,039.99 | - | 0.016829 |
| Feb 12, 199 | 1,057.64 | 1,057.64 | 1,057.64 | 1,057.64 | 1,057.64 | - | 0.01132 |
| Feb 13, 199 | 1,069.68 | 1,069.68 | 1,069.68 | 1,069.68 | 1,069.68 | - | -0.00409 |
| Feb 14, 199 | 1,065.31 | 1,065.31 | 1,065.31 | 1,065.31 | 1,065.31 | - | 0.009817 |
| Feb 18, 199 | 1,075.82 | 1,075.82 | 1,075.82 | 1,075.82 | 1,075.82 | - | -0.00457 |
| Feb 19, 199 | 1,070.92 | 1,070.92 | 1,070.92 | 1,070.92 | 1,070.92 | - | -0.01195 |
| Feb 20, 199 | 1,058.20 | 1,058.20 | 1,058.20 | 1,058.20 | 1,058.20 | - | -0.00127 |
| Feb 21, 199 | 1,056.86 | 1,056.86 | 1,056.86 | 1,056.86 | 1,056.86 | - | 0.01057 |
| Feb 24, 199 | 1,068.09 | 1,068.09 | 1,068.09 | 1,068.09 | 1,068.09 | - | 0.002254 |
| Feb 25, 199 | 1,070.50 | 1,070.50 | 1,070.50 | 1,070.50 | 1,070.50 | - | -0.00776 |
| Feb 26, 199 | 1,062.23 | 1,062.23 | 1,062.23 | 1,062.23 | 1,062.23 | - | -0.01308 |
| Feb 27, 199 | 1,048.43 | 1,048.43 | 1,048.43 | 1,048.43 | 1,048.43 | - | -0.00534 |
| Feb 28, 199 | 1,042.85 | 1,042.85 | 1,042.85 | 1,042.85 | 1,042.85 | - | 0.00567 |
| Mar 03, 19 | 1,048.78 | 1,048.78 | 1,048.78 | 1,048.78 | 1,048.78 | - | -0.00534 |
| Mar 04, 19 | 1,043.19 | 1,043.19 | 1,043.19 | 1,043.19 | 1,043.19 | - | 0.014192 |
| Mar 05, 19 | 1,058.10 | 1,058.10 | 1,058.10 | 1,058.10 | 1,058.10 | - | -0.00417 |
| Mar 06, 19 | 1,053.70 | 1,053.70 | 1,053.70 | 1,053.70 | 1,053.70 | - | 0.008006 |
| Mar 07, 19 | 1,062.17 | 1,062.17 | 1,062.17 | 1,062.17 | 1,062.17 | - | 0.010741 |
| Mar 10, 19 | 1,073.64 | 1,073.64 | 1,073.64 | 1,073.64 | 1,073.64 | - | -0.00283 |
| Mar 11, 19 | 1,070.61 | 1,070.61 | 1,070.61 | 1,070.61 | 1,070.61 | - | -0.00854 |
| Mar 12, 19 | 1,061.51 | 1,061.51 | 1,061.51 | 1,061.51 | 1,061.51 | - | -0.01824 |
| Mar 13, 19 | 1,042.32 | 1,042.32 | 1,042.32 | 1,042.32 | 1,042.32 | - | 0.004566 |
| Mar 14, 19 | 1,047.09 | 1,047.09 | 1,047.09 | 1,047.09 | 1,047.09 | - | 0.003242 |
| Mar 17, 19 | 1,050.49 | 1,050.49 | 1,050.49 | 1,050.49 | 1,050.49 | - | -0.00762 |
| Mar 18, 19 | 1,042.52 | 1,042.52 | 1,042.52 | 1,042.52 | 1,042.52 | - | -0.00492 |
| Mar 19, 19 | 1,037.40 | 1,037.40 | 1,037.40 | 1,037.40 | 1,037.40 | - | -0.00392 |
| Mar 20, 19 | 1,033.34 | 1,033.34 | 1,033.34 | 1,033.34 | 1,033.34 | - | 0.001856 |
| Mar 21, 19 | 1,035.26 | 1,035.26 | 1,035.26 | 1,035.26 | 1,035.26 | - | 0.008646 |
| Mar 24, 19 | 1,044.25 | 1,044.25 | 1,044.25 | 1,044.25 | 1,044.25 | - | -0.00221 |
| Mar 25, 19 | 1,041.94 | 1,041.94 | 1,041.94 | 1,041.94 | 1,041.94 | - | 0.002052 |
| Mar 26, 19 | 1,044.08 | 1,044.08 | 1,044.08 | 1,044.08 | 1,044.08 | - | -0.02124 |
| Mar 27, 19 | 1,022.14 | 1,022.14 | 1,022.14 | 1,022.14 | 1,022.14 | - | -0.0219 |
| Mar 31, 19 | 1,000.00 | 1,000.00 | 1,000.00 | 1,000.00 | 1,000.00 | - | 0.003324 |
| Apr 01, 199 | 1,003.33 | 1,003.33 | 1,003.33 | 1,003.33 | 1,003.33 | - | -0.01244 |
| Apr 02, 199 | 990.93 | 990.93 | 990.93 | 990.93 | 990.93 | - | 0.000283 |
| Apr 03, 199 | 991.21 | 991.21 | 991.21 | 991.21 | 991.21 | - | 0.010078 |
| Apr 04, 199 | 1,001.25 | 1,001.25 | 1,001.25 | 1,001.25 | 1,001.25 | - | 0.005577 |
| Apr 07, 199 | 1,006.85 | 1,006.85 | 1,006.85 | 1,006.85 | 1,006.85 | - | 0.005507 |
| Apr 08, 199 | 1,012.41 | 1,012.41 | 1,012.41 | 1,012.41 | 1,012.41 | - | -0.00717 |
| Apr 09, 199 | 1,005.18 | 1,005.18 | 1,005.18 | 1,005.18 | 1,005.18 | - | -0.00295 |
| Apr 10, 199 | 1,002.22 | 1,002.22 | 1,002.22 | 1,002.22 | 1,002.22 | - | -0.0276 |
| Apr 11, 199 | 974.94 | 974.94 | 974.94 | 974.94 | 974.94 | - | 0.008213 |
| Apr 14, 199 | 982.98 | 982.98 | 982.98 | 982.98 | 982.98 | - | 0.014663 |
| Apr 15, 199 | 997.5 | 997.5 | 997.5 | 997.5 | 997.5 | - | 0.011681 |
| Apr 16, 199 | 1,009.22 | 1,009.22 | 1,009.22 | 1,009.22 | 1,009.22 | - | -0.00227 |
| Apr 17, 199 | 1,006.93 | 1,006.93 | 1,006.93 | 1,006.93 | 1,006.93 | - | 0.005981 |
| Apr 18, 199 | 1,012.97 | 1,012.97 | 1,012.97 | 1,012.97 | 1,012.97 | - | -0.00782 |
| Apr 21, 199 | 1,005.08 | 1,005.08 | 1,005.08 | 1,005.08 | 1,005.08 | - | 0.018552 |
| Apr 22, 199 | 1,023.90 | 1,023.90 | 1,023.90 | 1,023.90 | 1,023.90 | - | -0.0012 |
| Apr 23, 199 | 1,022.67 | 1,022.67 | 1,022.67 | 1,022.67 | 1,022.67 | - | -0.00317 |
| Apr 24, 199 | 1,019.43 | 1,019.43 | 1,019.43 | 1,019.43 | 1,019.43 | - | -0.00756 |
| Apr 25, 199 | 1,011.75 | 1,011.75 | 1,011.75 | 1,011.75 | 1,011.75 | - | 0.010002 |
| Apr 28, 199 | 1,021.92 | 1,021.92 | 1,021.92 | 1,021.92 | 1,021.92 | - | 0.026964 |
| Apr 29, 199 | 1,049.85 | 1,049.85 | 1,049.85 | 1,049.85 | 1,049.85 | - | 0.009339 |
| Apr 30, 199 | 1,059.70 | 1,059.70 | 1,059.70 | 1,059.70 | 1,059.70 | - | -0.00337 |
| May 01, 19 | 1,056.13 | 1,056.13 | 1,056.13 | 1,056.13 | 1,056.13 | - | 0.017923 |
| May 02, 19 | 1,075.23 | 1,075.23 | 1,075.23 | 1,075.23 | 1,075.23 | - | 0.021083 |
| May 05, 19 | 1,098.14 | 1,098.14 | 1,098.14 | 1,098.14 | 1,098.14 | - | -0.00291 |
| May 06, 19 | 1,094.95 | 1,094.95 | 1,094.95 | 1,094.95 | 1,094.95 | - | -0.01463 |
| May 07, 19 | 1,079.05 | 1,079.05 | 1,079.05 | 1,079.05 | 1,079.05 | - | 0.005702 |
| May 08, 19 | 1,085.22 | 1,085.22 | 1,085.22 | 1,085.22 | 1,085.22 | - | 0.005761 |
| May 09, 19 | 1,091.49 | 1,091.49 | 1,091.49 | 1,091.49 | 1,091.49 | - | 0.015536 |
| May 12, 19 | 1,108.58 | 1,108.58 | 1,108.58 | 1,108.58 | 1,108.58 | - | -0.00525 |
| May 13, 19 | 1,102.78 | 1,102.78 | 1,102.78 | 1,102.78 | 1,102.78 | - | 0.00363 |
| May 14, 19 | 1,106.79 | 1,106.79 | 1,106.79 | 1,106.79 | 1,106.79 | - | 0.007265 |
| May 15, 19 | 1,114.86 | 1,114.86 | 1,114.86 | 1,114.86 | 1,114.86 | - | -0.01433 |
| May 16, 19 | 1,099.00 | 1,099.00 | 1,099.00 | 1,099.00 | 1,099.00 | - | 0.004249 |
| May 19, 19 | 1,103.68 | 1,103.68 | 1,103.68 | 1,103.68 | 1,103.68 | - | 0.010097 |
| May 20, 19 | 1,114.88 | 1,114.88 | 1,114.88 | 1,114.88 | 1,114.88 | - | -0.00264 |
| May 21, 19 | 1,111.94 | 1,111.94 | 1,111.94 | 1,111.94 | 1,111.94 | - | -0.00438 |
| May 22, 19 | 1,107.08 | 1,107.08 | 1,107.08 | 1,107.08 | 1,107.08 | - | 0.013529 |
| May 23, 19 | 1,122.16 | 1,122.16 | 1,122.16 | 1,122.16 | 1,122.16 | - | 0.003167 |
| May 27, 19 | 1,125.72 | 1,125.72 | 1,125.72 | 1,125.72 | 1,125.72 | - | -0.00278 |
| May 28, 19 | 1,122.60 | 1,122.60 | 1,122.60 | 1,122.60 | 1,122.60 | - | -0.00355 |
| May 29, 19 | 1,118.62 | 1,118.62 | 1,118.62 | 1,118.62 | 1,118.62 | - | 0.004994 |
| May 30, 19 | 1,124.22 | 1,124.22 | 1,124.22 | 1,124.22 | 1,124.22 | - | -0.00225 |
| Jun 02, 199 | 1,121.69 | 1,121.69 | 1,121.69 | 1,121.69 | 1,121.69 | - | -0.00103 |
| Jun 03, 199 | 1,120.54 | 1,120.54 | 1,120.54 | 1,120.54 | 1,120.54 | - | -0.00613 |
| Jun 04, 199 | 1,113.69 | 1,113.69 | 1,113.69 | 1,113.69 | 1,113.69 | - | 0.004068 |
| Jun 05, 199 | 1,118.23 | 1,118.23 | 1,118.23 | 1,118.23 | 1,118.23 | - | 0.017191 |
| Jun 06, 199 | 1,137.62 | 1,137.62 | 1,137.62 | 1,137.62 | 1,137.62 | - | 0.005724 |
| Jun 09, 199 | 1,144.15 | 1,144.15 | 1,144.15 | 1,144.15 | 1,144.15 | - | 0.002749 |
| Jun 10, 199 | 1,147.30 | 1,147.30 | 1,147.30 | 1,147.30 | 1,147.30 | - | 0.005138 |
| Jun 11, 199 | 1,153.21 | 1,153.21 | 1,153.21 | 1,153.21 | 1,153.21 | - | 0.016086 |
| Jun 12, 199 | 1,171.91 | 1,171.91 | 1,171.91 | 1,171.91 | 1,171.91 | - | 0.011023 |
| Jun 13, 199 | 1,184.90 | 1,184.90 | 1,184.90 | 1,184.90 | 1,184.90 | - | 0.000742 |
| Jun 16, 199 | 1,185.78 | 1,185.78 | 1,185.78 | 1,185.78 | 1,185.78 | - | 0.000582 |
| Jun 17, 199 | 1,186.47 | 1,186.47 | 1,186.47 | 1,186.47 | 1,186.47 | - | -0.00597 |
| Jun 18, 199 | 1,179.41 | 1,179.41 | 1,179.41 | 1,179.41 | 1,179.41 | - | 0.010022 |
| Jun 19, 199 | 1,191.29 | 1,191.29 | 1,191.29 | 1,191.29 | 1,191.29 | - | 0.000797 |
| Jun 20, 199 | 1,192.24 | 1,192.24 | 1,192.24 | 1,192.24 | 1,192.24 | - | -0.02258 |
| Jun 23, 199 | 1,165.62 | 1,165.62 | 1,165.62 | 1,165.62 | 1,165.62 | - | 0.019969 |
| Jun 24, 199 | 1,189.13 | 1,189.13 | 1,189.13 | 1,189.13 | 1,189.13 | - | -0.0082 |
| Jun 25, 199 | 1,179.42 | 1,179.42 | 1,179.42 | 1,179.42 | 1,179.42 | - | -0.00577 |
| Jun 26, 199 | 1,172.63 | 1,172.63 | 1,172.63 | 1,172.63 | 1,172.63 | - | 0.004102 |
| Jun 27, 199 | 1,177.45 | 1,177.45 | 1,177.45 | 1,177.45 | 1,177.45 | - | -0.00243 |
| Jun 30, 199 | 1,174.59 | 1,174.59 | 1,174.59 | 1,174.59 | 1,174.59 | - | 0.006771 |
| Jul 01, 199 | 1,182.57 | 1,182.57 | 1,182.57 | 1,182.57 | 1,182.57 | - | 0.014615 |
| Jul 02, 199 | 1,199.98 | 1,199.98 | 1,199.98 | 1,199.98 | 1,199.98 | - | 0.014174 |
| Jul 03, 199 | 1,217.11 | 1,217.11 | 1,217.11 | 1,217.11 | 1,217.11 | - | -0.00515 |
| Jul 07, 199 | 1,210.86 | 1,210.86 | 1,210.86 | 1,210.86 | 1,210.86 | - | 0.007372 |
| Jul 08, 199 | 1,219.82 | 1,219.82 | 1,219.82 | 1,219.82 | 1,219.82 | - | -0.01222 |
| Jul 09, 199 | 1,205.00 | 1,205.00 | 1,205.00 | 1,205.00 | 1,205.00 | - | 0.006881 |
| Jul 10, 199 | 1,213.32 | 1,213.32 | 1,213.32 | 1,213.32 | 1,213.32 | - | 0.003308 |
| Jul 11, 199 | 1,217.34 | 1,217.34 | 1,217.34 | 1,217.34 | 1,217.34 | - | 0.001855 |
| Jul 14, 199 | 1,219.60 | 1,219.60 | 1,219.60 | 1,219.60 | 1,219.60 | - | 0.008003 |
| Jul 15, 199 | 1,229.40 | 1,229.40 | 1,229.40 | 1,229.40 | 1,229.40 | - | 0.011693 |
| Jul 16, 199 | 1,243.86 | 1,243.86 | 1,243.86 | 1,243.86 | 1,243.86 | - | -0.0053 |
| Jul 17, 199 | 1,237.28 | 1,237.28 | 1,237.28 | 1,237.28 | 1,237.28 | - | -0.01765 |
| Jul 18, 199 | 1,215.63 | 1,215.63 | 1,215.63 | 1,215.63 | 1,215.63 | - | -0.00258 |
| Jul 21, 199 | 1,212.50 | 1,212.50 | 1,212.50 | 1,212.50 | 1,212.50 | - | 0.022782 |
| Jul 22, 199 | 1,240.44 | 1,240.44 | 1,240.44 | 1,240.44 | 1,240.44 | - | 0.002785 |
| Jul 23, 199 | 1,243.90 | 1,243.90 | 1,243.90 | 1,243.90 | 1,243.90 | - | 0.003996 |
| Jul 24, 199 | 1,248.88 | 1,248.88 | 1,248.88 | 1,248.88 | 1,248.88 | - | -0.00161 |
| Jul 25, 199 | 1,246.87 | 1,246.87 | 1,246.87 | 1,246.87 | 1,246.87 | - | -0.0025 |
| Jul 28, 199 | 1,243.76 | 1,243.76 | 1,243.76 | 1,243.76 | 1,243.76 | - | 0.006332 |
| Jul 29, 199 | 1,251.66 | 1,251.66 | 1,251.66 | 1,251.66 | 1,251.66 | - | 0.010767 |
| Jul 30, 199 | 1,265.21 | 1,265.21 | 1,265.21 | 1,265.21 | 1,265.21 | - | 0.002242 |
| Jul 31, 199 | 1,268.05 | 1,268.05 | 1,268.05 | 1,268.05 | 1,268.05 | - | -0.00749 |
| Aug 01, 19 | 1,258.59 | 1,258.59 | 1,258.59 | 1,258.59 | 1,258.59 | - | 0.003347 |
| Aug 04, 19 | 1,262.81 | 1,262.81 | 1,262.81 | 1,262.81 | 1,262.81 | - | 0.002191 |
| Aug 05, 19 | 1,265.58 | 1,265.58 | 1,265.58 | 1,265.58 | 1,265.58 | - | 0.008396 |
| Aug 06, 19 | 1,276.25 | 1,276.25 | 1,276.25 | 1,276.25 | 1,276.25 | - | -0.00949 |
| Aug 07, 19 | 1,264.20 | 1,264.20 | 1,264.20 | 1,264.20 | 1,264.20 | - | -0.01872 |
| Aug 08, 19 | 1,240.75 | 1,240.75 | 1,240.75 | 1,240.75 | 1,240.75 | - | 0.003958 |
| Aug 11, 19 | 1,245.67 | 1,245.67 | 1,245.67 | 1,245.67 | 1,245.67 | - | -0.01118 |
| Aug 12, 19 | 1,231.82 | 1,231.82 | 1,231.82 | 1,231.82 | 1,231.82 | - | -0.00465 |
| Aug 13, 19 | 1,226.10 | 1,226.10 | 1,226.10 | 1,226.10 | 1,226.10 | - | 0.003013 |
| Aug 14, 19 | 1,229.80 | 1,229.80 | 1,229.80 | 1,229.80 | 1,229.80 | - | -0.02621 |
| Aug 15, 19 | 1,197.99 | 1,197.99 | 1,197.99 | 1,197.99 | 1,197.99 | - | 0.013012 |
| Aug 18, 19 | 1,213.68 | 1,213.68 | 1,213.68 | 1,213.68 | 1,213.68 | - | 0.014722 |
| Aug 19, 19 | 1,231.68 | 1,231.68 | 1,231.68 | 1,231.68 | 1,231.68 | - | 0.014452 |
| Aug 20, 19 | 1,249.61 | 1,249.61 | 1,249.61 | 1,249.61 | 1,249.61 | - | -0.01532 |
| Aug 21, 19 | 1,230.61 | 1,230.61 | 1,230.61 | 1,230.61 | 1,230.61 | - | -0.00161 |
| Aug 22, 19 | 1,228.63 | 1,228.63 | 1,228.63 | 1,228.63 | 1,228.63 | - | -0.00368 |
| Aug 25, 19 | 1,224.12 | 1,224.12 | 1,224.12 | 1,224.12 | 1,224.12 | - | -0.00777 |
| Aug 26, 19 | 1,214.64 | 1,214.64 | 1,214.64 | 1,214.64 | 1,214.64 | - | 0.000889 |
| Aug 27, 19 | 1,215.72 | 1,215.72 | 1,215.72 | 1,215.72 | 1,215.72 | - | -0.01088 |
| Aug 28, 19 | 1,202.56 | 1,202.56 | 1,202.56 | 1,202.56 | 1,202.56 | - | -0.00463 |
| Aug 29, 19 | 1,197.01 | 1,197.01 | 1,197.01 | 1,197.01 | 1,197.01 | - | 0.030791 |
| Sep 02, 199 | 1,234.44 | 1,234.44 | 1,234.44 | 1,234.44 | 1,234.44 | - | 0.000567 |
| Sep 03, 199 | 1,235.14 | 1,235.14 | 1,235.14 | 1,235.14 | 1,235.14 | - | 0.003257 |
| Sep 04, 199 | 1,239.17 | 1,239.17 | 1,239.17 | 1,239.17 | 1,239.17 | - | -0.0019 |
| Sep 05, 199 | 1,236.82 | 1,236.82 | 1,236.82 | 1,236.82 | 1,236.82 | - | 0.002374 |
| Sep 08, 199 | 1,239.76 | 1,239.76 | 1,239.76 | 1,239.76 | 1,239.76 | - | 0.002602 |
| Sep 09, 199 | 1,242.99 | 1,242.99 | 1,242.99 | 1,242.99 | 1,242.99 | - | -0.01572 |
| Sep 10, 199 | 1,223.60 | 1,223.60 | 1,223.60 | 1,223.60 | 1,223.60 | - | -0.00672 |
| Sep 11, 199 | 1,215.41 | 1,215.41 | 1,215.41 | 1,215.41 | 1,215.41 | - | 0.012355 |
| Sep 12, 199 | 1,230.52 | 1,230.52 | 1,230.52 | 1,230.52 | 1,230.52 | - | -0.00428 |
| Sep 15, 199 | 1,225.26 | 1,225.26 | 1,225.26 | 1,225.26 | 1,225.26 | - | 0.027736 |
| Sep 16, 199 | 1,259.72 | 1,259.72 | 1,259.72 | 1,259.72 | 1,259.72 | - | -0.00273 |
| Sep 17, 199 | 1,256.29 | 1,256.29 | 1,256.29 | 1,256.29 | 1,256.29 | - | 0.004582 |
| Sep 18, 199 | 1,262.06 | 1,262.06 | 1,262.06 | 1,262.06 | 1,262.06 | - | 0.003409 |
| Sep 19, 199 | 1,266.37 | 1,266.37 | 1,266.37 | 1,266.37 | 1,266.37 | - | 0.005183 |
| Sep 22, 199 | 1,272.95 | 1,272.95 | 1,272.95 | 1,272.95 | 1,272.95 | - | -0.00367 |
| Sep 23, 199 | 1,268.29 | 1,268.29 | 1,268.29 | 1,268.29 | 1,268.29 | - | -0.00783 |
| Sep 24, 199 | 1,258.40 | 1,258.40 | 1,258.40 | 1,258.40 | 1,258.40 | - | -0.00698 |
| Sep 25, 199 | 1,249.65 | 1,249.65 | 1,249.65 | 1,249.65 | 1,249.65 | - | 0.008082 |
| Sep 26, 199 | 1,259.79 | 1,259.79 | 1,259.79 | 1,259.79 | 1,259.79 | - | 0.008576 |
| Sep 29, 199 | 1,270.64 | 1,270.64 | 1,270.64 | 1,270.64 | 1,270.64 | - | -0.00638 |
| Sep 30, 199 | 1,262.56 | 1,262.56 | 1,262.56 | 1,262.56 | 1,262.56 | - | 0.008635 |
| Oct 01, 199 | 1,273.51 | 1,273.51 | 1,273.51 | 1,273.51 | 1,273.51 | - | 0.005318 |
| Oct 02, 199 | 1,280.30 | 1,280.30 | 1,280.30 | 1,280.30 | 1,280.30 | - | 0.004769 |
| Oct 03, 199 | 1,286.42 | 1,286.42 | 1,286.42 | 1,286.42 | 1,286.42 | - | 0.007905 |
| Oct 06, 199 | 1,296.63 | 1,296.63 | 1,296.63 | 1,296.63 | 1,296.63 | - | 0.010716 |
| Oct 07, 199 | 1,310.60 | 1,310.60 | 1,310.60 | 1,310.60 | 1,310.60 | - | -0.00921 |
| Oct 08, 199 | 1,298.58 | 1,298.58 | 1,298.58 | 1,298.58 | 1,298.58 | - | -0.00329 |
| Oct 09, 199 | 1,294.32 | 1,294.32 | 1,294.32 | 1,294.32 | 1,294.32 | - | -0.0037 |
| Oct 10, 199 | 1,289.54 | 1,289.54 | 1,289.54 | 1,289.54 | 1,289.54 | - | 0.001155 |
| Oct 13, 199 | 1,291.03 | 1,291.03 | 1,291.03 | 1,291.03 | 1,291.03 | - | 0.002251 |
| Oct 14, 199 | 1,293.94 | 1,293.94 | 1,293.94 | 1,293.94 | 1,293.94 | - | -0.00469 |
| Oct 15, 199 | 1,287.88 | 1,287.88 | 1,287.88 | 1,287.88 | 1,287.88 | - | -0.0109 |
| Oct 16, 199 | 1,273.92 | 1,273.92 | 1,273.92 | 1,273.92 | 1,273.92 | - | -0.01165 |
| Oct 17, 199 | 1,259.16 | 1,259.16 | 1,259.16 | 1,259.16 | 1,259.16 | - | 0.012062 |
| Oct 20, 199 | 1,274.44 | 1,274.44 | 1,274.44 | 1,274.44 | 1,274.44 | - | 0.0173 |
| Oct 21, 199 | 1,296.68 | 1,296.68 | 1,296.68 | 1,296.68 | 1,296.68 | - | -0.00384 |
| Oct 22, 199 | 1,291.71 | 1,291.71 | 1,291.71 | 1,291.71 | 1,291.71 | - | -0.01854 |
| Oct 23, 199 | 1,267.98 | 1,267.98 | 1,267.98 | 1,267.98 | 1,267.98 | - | -0.00956 |
| Oct 24, 199 | 1,255.91 | 1,255.91 | 1,255.91 | 1,255.91 | 1,255.91 | - | -0.07112 |
| Oct 27, 199 | 1,169.69 | 1,169.69 | 1,169.69 | 1,169.69 | 1,169.69 | - | 0.049885 |
| Oct 28, 199 | 1,229.52 | 1,229.52 | 1,229.52 | 1,229.52 | 1,229.52 | - | -0.00269 |
| Oct 29, 199 | 1,226.22 | 1,226.22 | 1,226.22 | 1,226.22 | 1,226.22 | - | -0.0168 |
| Oct 30, 199 | 1,205.79 | 1,205.79 | 1,205.79 | 1,205.79 | 1,205.79 | - | 0.012044 |
| Oct 31, 199 | 1,220.40 | 1,220.40 | 1,220.40 | 1,220.40 | 1,220.40 | - | 0.02633 |
| Nov 03, 19 | 1,252.96 | 1,252.96 | 1,252.96 | 1,252.96 | 1,252.96 | - | 0.00189 |
| Nov 04, 19 | 1,255.33 | 1,255.33 | 1,255.33 | 1,255.33 | 1,255.33 | - | 0.002268 |
| Nov 05, 19 | 1,258.18 | 1,258.18 | 1,258.18 | 1,258.18 | 1,258.18 | - | -0.00495 |
| Nov 06, 19 | 1,251.97 | 1,251.97 | 1,251.97 | 1,251.97 | 1,251.97 | - | -0.01106 |
| Nov 07, 19 | 1,238.20 | 1,238.20 | 1,238.20 | 1,238.20 | 1,238.20 | - | -0.00682 |
| Nov 10, 19 | 1,229.79 | 1,229.79 | 1,229.79 | 1,229.79 | 1,229.79 | - | 0.002874 |
| Nov 11, 19 | 1,233.33 | 1,233.33 | 1,233.33 | 1,233.33 | 1,233.33 | - | -0.01925 |
| Nov 12, 19 | 1,209.82 | 1,209.82 | 1,209.82 | 1,209.82 | 1,209.82 | - | 0.011816 |
| Nov 13, 19 | 1,224.20 | 1,224.20 | 1,224.20 | 1,224.20 | 1,224.20 | - | 0.012727 |
| Nov 14, 19 | 1,239.88 | 1,239.88 | 1,239.88 | 1,239.88 | 1,239.88 | - | 0.019077 |
| Nov 17, 19 | 1,263.76 | 1,263.76 | 1,263.76 | 1,263.76 | 1,263.76 | - | -0.00834 |
| Nov 18, 19 | 1,253.26 | 1,253.26 | 1,253.26 | 1,253.26 | 1,253.26 | - | 0.00691 |
| Nov 19, 19 | 1,261.95 | 1,261.95 | 1,261.95 | 1,261.95 | 1,261.95 | - | 0.015131 |
| Nov 20, 19 | 1,281.19 | 1,281.19 | 1,281.19 | 1,281.19 | 1,281.19 | - | 0.004284 |
| Nov 21, 19 | 1,286.69 | 1,286.69 | 1,286.69 | 1,286.69 | 1,286.69 | - | -0.01717 |
| Nov 24, 19 | 1,264.79 | 1,264.79 | 1,264.79 | 1,264.79 | 1,264.79 | - | 0.004489 |
| Nov 25, 19 | 1,270.48 | 1,270.48 | 1,270.48 | 1,270.48 | 1,270.48 | - | 0.001062 |
| Nov 26, 19 | 1,271.83 | 1,271.83 | 1,271.83 | 1,271.83 | 1,271.83 | - | 0.003971 |
| Nov 28, 19 | 1,276.89 | 1,276.89 | 1,276.89 | 1,276.89 | 1,276.89 | - | 0.020104 |
| Dec 01, 19 | 1,302.82 | 1,302.82 | 1,302.82 | 1,302.82 | 1,302.82 | - | -0.00317 |
| Dec 02, 19 | 1,298.70 | 1,298.70 | 1,298.70 | 1,298.70 | 1,298.70 | - | 0.005483 |
| Dec 03, 19 | 1,305.84 | 1,305.84 | 1,305.84 | 1,305.84 | 1,305.84 | - | -0.00373 |
| Dec 04, 19 | 1,300.98 | 1,300.98 | 1,300.98 | 1,300.98 | 1,300.98 | - | 0.010932 |
| Dec 05, 19 | 1,315.28 | 1,315.28 | 1,315.28 | 1,315.28 | 1,315.28 | - | -0.00138 |
| Dec 08, 19 | 1,313.47 | 1,313.47 | 1,313.47 | 1,313.47 | 1,313.47 | - | -0.00673 |
| Dec 09, 19 | 1,304.66 | 1,304.66 | 1,304.66 | 1,304.66 | 1,304.66 | - | -0.00609 |
| Dec 10, 19 | 1,296.74 | 1,296.74 | 1,296.74 | 1,296.74 | 1,296.74 | - | -0.01517 |
| Dec 11, 19 | 1,277.22 | 1,277.22 | 1,277.22 | 1,277.22 | 1,277.22 | - | -0.00161 |
| Dec 12, 19 | 1,275.16 | 1,275.16 | 1,275.16 | 1,275.16 | 1,275.16 | - | 0.010454 |
| Dec 15, 19 | 1,288.56 | 1,288.56 | 1,288.56 | 1,288.56 | 1,288.56 | - | 0.004815 |
| Dec 16, 19 | 1,294.78 | 1,294.78 | 1,294.78 | 1,294.78 | 1,294.78 | - | -0.00252 |
| Dec 17, 19 | 1,291.52 | 1,291.52 | 1,291.52 | 1,291.52 | 1,291.52 | - | -0.01061 |
| Dec 18, 19 | 1,277.89 | 1,277.89 | 1,277.89 | 1,277.89 | 1,277.89 | - | -0.00895 |
| Dec 19, 19 | 1,266.50 | 1,266.50 | 1,266.50 | 1,266.50 | 1,266.50 | - | 0.007301 |
| Dec 22, 19 | 1,275.78 | 1,275.78 | 1,275.78 | 1,275.78 | 1,275.78 | - | -0.01537 |
| Dec 23, 19 | 1,256.32 | 1,256.32 | 1,256.32 | 1,256.32 | 1,256.32 | - | -0.00684 |
| Dec 24, 19 | 1,247.75 | 1,247.75 | 1,247.75 | 1,247.75 | 1,247.75 | - | 0.004031 |
| Dec 26, 19 | 1,252.79 | 1,252.79 | 1,252.79 | 1,252.79 | 1,252.79 | - | 0.018208 |
| Dec 29, 19 | 1,275.81 | 1,275.81 | 1,275.81 | 1,275.81 | 1,275.81 | - | 0.018275 |
| Dec 30, 19 | 1,299.34 | 1,299.34 | 1,299.34 | 1,299.34 | 1,299.34 | - | -0.0004 |
| Dec 31, 19 | 1,298.82 | 1,298.82 | 1,298.82 | 1,298.82 | 1,298.82 | - | 0.004778 |
| Jan 02, 199 | 1,305.04 | 1,305.04 | 1,305.04 | 1,305.04 | 1,305.04 | - | 0.002097 |
| Jan 05, 199 | 1,307.78 | 1,307.78 | 1,307.78 | 1,307.78 | 1,307.78 | - | -0.01075 |
| Jan 06, 199 | 1,293.80 | 1,293.80 | 1,293.80 | 1,293.80 | 1,293.80 | - | -0.00243 |
| Jan 07, 199 | 1,290.66 | 1,290.66 | 1,290.66 | 1,290.66 | 1,290.66 | - | -0.00824 |
| Jan 08, 199 | 1,280.07 | 1,280.07 | 1,280.07 | 1,280.07 | 1,280.07 | - | -0.03011 |
| Jan 09, 199 | 1,242.10 | 1,242.10 | 1,242.10 | 1,242.10 | 1,242.10 | - | 0.012346 |
| Jan 12, 199 | 1,257.53 | 1,257.53 | 1,257.53 | 1,257.53 | 1,257.53 | - | 0.013695 |
| Jan 13, 199 | 1,274.87 | 1,274.87 | 1,274.87 | 1,274.87 | 1,274.87 | - | 0.006131 |
| Jan 14, 199 | 1,282.71 | 1,282.71 | 1,282.71 | 1,282.71 | 1,282.71 | - | -0.00752 |
| Jan 15, 199 | 1,273.10 | 1,273.10 | 1,273.10 | 1,273.10 | 1,273.10 | - | 0.011271 |
| Jan 16, 199 | 1,287.53 | 1,287.53 | 1,287.53 | 1,287.53 | 1,287.53 | - | 0.01763 |
| Jan 20, 199 | 1,310.43 | 1,310.43 | 1,310.43 | 1,310.43 | 1,310.43 | - | -0.00793 |
| Jan 21, 199 | 1,300.08 | 1,300.08 | 1,300.08 | 1,300.08 | 1,300.08 | - | -0.00803 |
| Jan 22, 199 | 1,289.68 | 1,289.68 | 1,289.68 | 1,289.68 | 1,289.68 | - | -0.00566 |
| Jan 23, 199 | 1,282.40 | 1,282.40 | 1,282.40 | 1,282.40 | 1,282.40 | - | -0.00067 |
| Jan 26, 199 | 1,281.54 | 1,281.54 | 1,281.54 | 1,281.54 | 1,281.54 | - | 0.012531 |
| Jan 27, 199 | 1,297.70 | 1,297.70 | 1,297.70 | 1,297.70 | 1,297.70 | - | 0.008907 |
| Jan 28, 199 | 1,309.31 | 1,309.31 | 1,309.31 | 1,309.31 | 1,309.31 | - | 0.008253 |
| Jan 29, 199 | 1,320.16 | 1,320.16 | 1,320.16 | 1,320.16 | 1,320.16 | - | -0.00529 |
| Jan 30, 199 | 1,313.19 | 1,313.19 | 1,313.19 | 1,313.19 | 1,313.19 | - | 0.021195 |
| Feb 02, 199 | 1,341.32 | 1,341.32 | 1,341.32 | 1,341.32 | 1,341.32 | - | 0.00476 |
| Feb 03, 199 | 1,347.72 | 1,347.72 | 1,347.72 | 1,347.72 | 1,347.72 | - | 0.001031 |
| Feb 04, 199 | 1,349.11 | 1,349.11 | 1,349.11 | 1,349.11 | 1,349.11 | - | -0.00322 |
| Feb 05, 199 | 1,344.77 | 1,344.77 | 1,344.77 | 1,344.77 | 1,344.77 | - | 0.009024 |
| Feb 06, 199 | 1,356.96 | 1,356.96 | 1,356.96 | 1,356.96 | 1,356.96 | - | -0.00163 |
| Feb 09, 199 | 1,354.75 | 1,354.75 | 1,354.75 | 1,354.75 | 1,354.75 | - | 0.00816 |
| Feb 10, 199 | 1,365.85 | 1,365.85 | 1,365.85 | 1,365.85 | 1,365.85 | - | 0.0012 |
| Feb 11, 199 | 1,367.49 | 1,367.49 | 1,367.49 | 1,367.49 | 1,367.49 | - | 0.004138 |
| Feb 12, 199 | 1,373.16 | 1,373.16 | 1,373.16 | 1,373.16 | 1,373.16 | - | -0.00393 |
| Feb 13, 199 | 1,367.77 | 1,367.77 | 1,367.77 | 1,367.77 | 1,367.77 | - | 0.002658 |
| Feb 17, 199 | 1,371.41 | 1,371.41 | 1,371.41 | 1,371.41 | 1,371.41 | - | 0.009312 |
| Feb 18, 199 | 1,384.24 | 1,384.24 | 1,384.24 | 1,384.24 | 1,384.24 | - | -0.00365 |
| Feb 19, 199 | 1,379.19 | 1,379.19 | 1,379.19 | 1,379.19 | 1,379.19 | - | 0.005762 |
| Feb 20, 199 | 1,387.16 | 1,387.16 | 1,387.16 | 1,387.16 | 1,387.16 | - | 0.003813 |
| Feb 23, 199 | 1,392.46 | 1,392.46 | 1,392.46 | 1,392.46 | 1,392.46 | - | -0.00733 |
| Feb 24, 199 | 1,382.29 | 1,382.29 | 1,382.29 | 1,382.29 | 1,382.29 | - | 0.012045 |
| Feb 25, 199 | 1,399.04 | 1,399.04 | 1,399.04 | 1,399.04 | 1,399.04 | - | 0.005638 |
| Feb 26, 199 | 1,406.95 | 1,406.95 | 1,406.95 | 1,406.95 | 1,406.95 | - | 0.000675 |
| Feb 27, 199 | 1,407.90 | 1,407.90 | 1,407.90 | 1,407.90 | 1,407.90 | - | -0.00154 |
| Mar 02, 19 | 1,405.73 | 1,405.73 | 1,405.73 | 1,405.73 | 1,405.73 | - | 0.004125 |
| Mar 03, 19 | 1,411.54 | 1,411.54 | 1,411.54 | 1,411.54 | 1,411.54 | - | -0.00425 |
| Mar 04, 19 | 1,405.56 | 1,405.56 | 1,405.56 | 1,405.56 | 1,405.56 | - | -0.01166 |
| Mar 05, 19 | 1,389.27 | 1,389.27 | 1,389.27 | 1,389.27 | 1,389.27 | - | 0.019834 |
| Mar 06, 19 | 1,417.10 | 1,417.10 | 1,417.10 | 1,417.10 | 1,417.10 | - | -0.00319 |
| Mar 09, 19 | 1,412.58 | 1,412.58 | 1,412.58 | 1,412.58 | 1,412.58 | - | 0.011298 |
| Mar 10, 19 | 1,428.63 | 1,428.63 | 1,428.63 | 1,428.63 | 1,428.63 | - | 0.004142 |
| Mar 11, 19 | 1,434.56 | 1,434.56 | 1,434.56 | 1,434.56 | 1,434.56 | - | 0.001512 |
| Mar 12, 19 | 1,436.73 | 1,436.73 | 1,436.73 | 1,436.73 | 1,436.73 | - | -0.00121 |
| Mar 13, 19 | 1,434.99 | 1,434.99 | 1,434.99 | 1,434.99 | 1,434.99 | - | 0.009944 |
| Mar 16, 19 | 1,449.33 | 1,449.33 | 1,449.33 | 1,449.33 | 1,449.33 | - | 0.00109 |
| Mar 17, 19 | 1,450.91 | 1,450.91 | 1,450.91 | 1,450.91 | 1,450.91 | - | 0.004731 |
| Mar 18, 19 | 1,457.79 | 1,457.79 | 1,457.79 | 1,457.79 | 1,457.79 | - | 0.003916 |
| Mar 19, 19 | 1,463.51 | 1,463.51 | 1,463.51 | 1,463.51 | 1,463.51 | - | 0.008613 |
| Mar 20, 19 | 1,476.17 | 1,476.17 | 1,476.17 | 1,476.17 | 1,476.17 | - | -0.00327 |
| Mar 23, 19 | 1,471.35 | 1,471.35 | 1,471.35 | 1,471.35 | 1,471.35 | - | 0.009181 |
| Mar 24, 19 | 1,484.92 | 1,484.92 | 1,484.92 | 1,484.92 | 1,484.92 | - | -0.00335 |
| Mar 25, 19 | 1,479.95 | 1,479.95 | 1,479.95 | 1,479.95 | 1,479.95 | - | -0.00103 |
| Mar 26, 19 | 1,478.43 | 1,478.43 | 1,478.43 | 1,478.43 | 1,478.43 | - | -0.00471 |
| Mar 27, 19 | 1,471.49 | 1,471.49 | 1,471.49 | 1,471.49 | 1,471.49 | - | -0.00171 |
| Mar 30, 19 | 1,468.97 | 1,468.97 | 1,468.97 | 1,468.97 | 1,468.97 | - | 0.007481 |
| Mar 31, 19 | 1,480.00 | 1,480.00 | 1,480.00 | 1,480.00 | 1,480.00 | - | 0.005861 |
| Apr 01, 199 | 1,488.70 | 1,488.70 | 1,488.70 | 1,488.70 | 1,488.70 | - | 0.010684 |
| Apr 02, 199 | 1,504.69 | 1,504.69 | 1,504.69 | 1,504.69 | 1,504.69 | - | 0.00241 |

| | | | | | | | |
|---|---|---|---|---|---|---|---|
| Apr 03, 199 | 1,508.42 | 1,508.42 | 1,508.42 | 1,508.42 | 1,508.42 | - | -0.00117 |
| Apr 06, 199 | 1,506.56 | 1,506.56 | 1,506.56 | 1,506.56 | 1,506.56 | - | -0.0103 |
| Apr 07, 199 | 1,491.12 | 1,491.12 | 1,491.12 | 1,491.12 | 1,491.12 | - | -0.00712 |
| Apr 08, 199 | 1,480.54 | 1,480.54 | 1,480.54 | 1,480.54 | 1,480.54 | - | 0.008166 |
| Apr 09, 199 | 1,492.68 | 1,492.68 | 1,492.68 | 1,492.68 | 1,492.68 | - | -0.00082 |
| Apr 13, 199 | 1,491.45 | 1,491.45 | 1,491.45 | 1,491.45 | 1,491.45 | - | 0.005443 |
| Apr 14, 199 | 1,499.59 | 1,499.59 | 1,499.59 | 1,499.59 | 1,499.59 | - | 0.003202 |
| Apr 15, 199 | 1,504.40 | 1,504.40 | 1,504.40 | 1,504.40 | 1,504.40 | - | -0.00999 |
| Apr 16, 199 | 1,489.44 | 1,489.44 | 1,489.44 | 1,489.44 | 1,489.44 | - | 0.013054 |
| Apr 17, 199 | 1,509.01 | 1,509.01 | 1,509.01 | 1,509.01 | 1,509.01 | - | 0.000828 |
| Apr 20, 199 | 1,510.26 | 1,510.26 | 1,510.26 | 1,510.26 | 1,510.26 | - | 0.002691 |
| Apr 21, 199 | 1,514.33 | 1,514.33 | 1,514.33 | 1,514.33 | 1,514.33 | - | 0.003487 |
| Apr 22, 199 | 1,519.62 | 1,519.62 | 1,519.62 | 1,519.62 | 1,519.62 | - | -0.00973 |
| Apr 23, 199 | 1,504.91 | 1,504.91 | 1,504.91 | 1,504.91 | 1,504.91 | - | -0.01049 |
| Apr 24, 199 | 1,489.21 | 1,489.21 | 1,489.21 | 1,489.21 | 1,489.21 | - | -0.01947 |
| Apr 27, 199 | 1,460.50 | 1,460.50 | 1,460.50 | 1,460.50 | 1,460.50 | - | -0.00121 |
| Apr 28, 199 | 1,458.73 | 1,458.73 | 1,458.73 | 1,458.73 | 1,458.73 | - | 0.0089 |
| Apr 29, 199 | 1,471.77 | 1,471.77 | 1,471.77 | 1,471.77 | 1,471.77 | - | 0.015587 |
| Apr 30, 199 | 1,494.89 | 1,494.89 | 1,494.89 | 1,494.89 | 1,494.89 | - | 0.008287 |
| May 01, 19 | 1,507.33 | 1,507.33 | 1,507.33 | 1,507.33 | 1,507.33 | - | 0.000955 |
| May 04, 19 | 1,508.77 | 1,508.77 | 1,508.77 | 1,508.77 | 1,508.77 | - | -0.00585 |
| May 05, 19 | 1,499.97 | 1,499.97 | 1,499.97 | 1,499.97 | 1,499.97 | - | -0.00929 |
| May 06, 19 | 1,486.10 | 1,486.10 | 1,486.10 | 1,486.10 | 1,486.10 | - | -0.00887 |
| May 07, 19 | 1,472.98 | 1,472.98 | 1,472.98 | 1,472.98 | 1,472.98 | - | 0.011811 |
| May 08, 19 | 1,490.48 | 1,490.48 | 1,490.48 | 1,490.48 | 1,490.48 | - | -0.00086 |
| May 11, 19 | 1,489.20 | 1,489.20 | 1,489.20 | 1,489.20 | 1,489.20 | - | 0.008279 |
| May 12, 19 | 1,501.58 | 1,501.58 | 1,501.58 | 1,501.58 | 1,501.58 | - | 0.002939 |
| May 13, 19 | 1,506.00 | 1,506.00 | 1,506.00 | 1,506.00 | 1,506.00 | - | -0.00131 |
| May 14, 19 | 1,504.03 | 1,504.03 | 1,504.03 | 1,504.03 | 1,504.03 | - | -0.00772 |
| May 15, 19 | 1,492.46 | 1,492.46 | 1,492.46 | 1,492.46 | 1,492.46 | - | -0.00252 |
| May 18, 19 | 1,488.71 | 1,488.71 | 1,488.71 | 1,488.71 | 1,488.71 | - | 0.003346 |
| May 19, 19 | 1,493.70 | 1,493.70 | 1,493.70 | 1,493.70 | 1,493.70 | - | 0.008699 |
| May 20, 19 | 1,506.75 | 1,506.75 | 1,506.75 | 1,506.75 | 1,506.75 | - | -0.00396 |
| May 21, 19 | 1,500.80 | 1,500.80 | 1,500.80 | 1,500.80 | 1,500.80 | - | -0.00375 |
| May 22, 19 | 1,495.19 | 1,495.19 | 1,495.19 | 1,495.19 | 1,495.19 | - | -0.01491 |
| May 26, 19 | 1,473.06 | 1,473.06 | 1,473.06 | 1,473.06 | 1,473.06 | - | -0.00151 |
| May 27, 19 | 1,470.84 | 1,470.84 | 1,470.84 | 1,470.84 | 1,470.84 | - | 0.005046 |
| May 28, 19 | 1,478.28 | 1,478.28 | 1,478.28 | 1,478.28 | 1,478.28 | - | -0.00617 |
| May 29, 19 | 1,469.19 | 1,469.19 | 1,469.19 | 1,469.19 | 1,469.19 | - | 0.000184 |
| Jun 01, 199 | 1,469.46 | 1,469.46 | 1,469.46 | 1,469.46 | 1,469.46 | - | 0.002053 |
| Jun 02, 199 | 1,472.48 | 1,472.48 | 1,472.48 | 1,472.48 | 1,472.48 | - | -0.00942 |
| Jun 03, 199 | 1,458.68 | 1,458.68 | 1,458.68 | 1,458.68 | 1,458.68 | - | 0.011119 |
| Jun 04, 199 | 1,474.99 | 1,474.99 | 1,474.99 | 1,474.99 | 1,474.99 | - | 0.017267 |
| Jun 05, 199 | 1,500.68 | 1,500.68 | 1,500.68 | 1,500.68 | 1,500.68 | - | 0.001724 |
| Jun 08, 199 | 1,503.27 | 1,503.27 | 1,503.27 | 1,503.27 | 1,503.27 | - | 0.002432 |
| Jun 09, 199 | 1,506.93 | 1,506.93 | 1,506.93 | 1,506.93 | 1,506.93 | - | -0.00544 |
| Jun 10, 199 | 1,498.75 | 1,498.75 | 1,498.75 | 1,498.75 | 1,498.75 | - | -0.01578 |
| Jun 11, 199 | 1,475.29 | 1,475.29 | 1,475.29 | 1,475.29 | 1,475.29 | - | 0.003903 |
| Jun 12, 199 | 1,481.06 | 1,481.06 | 1,481.06 | 1,481.06 | 1,481.06 | - | -0.02006 |
| Jun 15, 199 | 1,451.65 | 1,451.65 | 1,451.65 | 1,451.65 | 1,451.65 | - | 0.009775 |
| Jun 16, 199 | 1,465.91 | 1,465.91 | 1,465.91 | 1,465.91 | 1,465.91 | - | 0.017829 |
| Jun 17, 199 | 1,492.28 | 1,492.28 | 1,492.28 | 1,492.28 | 1,492.28 | - | -0.00062 |
| Jun 18, 199 | 1,491.35 | 1,491.35 | 1,491.35 | 1,491.35 | 1,491.35 | - | -0.00518 |
| Jun 19, 199 | 1,483.65 | 1,483.65 | 1,483.65 | 1,483.65 | 1,483.65 | - | 0.002336 |
| Jun 22, 199 | 1,487.12 | 1,487.12 | 1,487.12 | 1,487.12 | 1,487.12 | - | 0.014652 |
| Jun 23, 199 | 1,509.07 | 1,509.07 | 1,509.07 | 1,509.07 | 1,509.07 | - | 0.011929 |
| Jun 24, 199 | 1,527.18 | 1,527.18 | 1,527.18 | 1,527.18 | 1,527.18 | - | -0.00319 |
| Jun 25, 199 | 1,522.32 | 1,522.32 | 1,522.32 | 1,522.32 | 1,522.32 | - | 0.003633 |
| Jun 26, 199 | 1,527.86 | 1,527.86 | 1,527.86 | 1,527.86 | 1,527.86 | - | 0.004669 |
| Jun 29, 199 | 1,535.01 | 1,535.01 | 1,535.01 | 1,535.01 | 1,535.01 | - | -0.00401 |
| Jun 30, 199 | 1,528.87 | 1,528.87 | 1,528.87 | 1,528.87 | 1,528.87 | - | 0.012932 |
| Jul 01, 199 | 1,548.77 | 1,548.77 | 1,548.77 | 1,548.77 | 1,548.77 | - | -0.00186 |
| Jul 02, 199 | 1,545.89 | 1,545.89 | 1,545.89 | 1,545.89 | 1,545.89 | - | 0.009618 |
| Jul 06, 199 | 1,560.83 | 1,560.83 | 1,560.83 | 1,560.83 | 1,560.83 | - | -0.0023 |
| Jul 07, 199 | 1,557.25 | 1,557.25 | 1,557.25 | 1,557.25 | 1,557.25 | - | 0.010349 |
| Jul 08, 199 | 1,573.45 | 1,573.45 | 1,573.45 | 1,573.45 | 1,573.45 | - | -0.00671 |
| Jul 09, 199 | 1,562.92 | 1,562.92 | 1,562.92 | 1,562.92 | 1,562.92 | - | 0.004972 |
| Jul 10, 199 | 1,570.71 | 1,570.71 | 1,570.71 | 1,570.71 | 1,570.71 | - | 0.000776 |
| Jul 13, 199 | 1,571.93 | 1,571.93 | 1,571.93 | 1,571.93 | 1,571.93 | - | 0.010593 |
| Jul 14, 199 | 1,588.67 | 1,588.67 | 1,588.67 | 1,588.67 | 1,588.67 | - | -0.00235 |
| Jul 15, 199 | 1,584.94 | 1,584.94 | 1,584.94 | 1,584.94 | 1,584.94 | - | 0.007806 |
| Jul 16, 199 | 1,597.36 | 1,597.36 | 1,597.36 | 1,597.36 | 1,597.36 | - | 0.002326 |
| Jul 17, 199 | 1,601.08 | 1,601.08 | 1,601.08 | 1,601.08 | 1,601.08 | - | -0.00223 |
| Jul 20, 199 | 1,597.52 | 1,597.52 | 1,597.52 | 1,597.52 | 1,597.52 | - | -0.0162 |
| Jul 21, 199 | 1,571.85 | 1,571.85 | 1,571.85 | 1,571.85 | 1,571.85 | - | -0.00078 |
| Jul 22, 199 | 1,570.63 | 1,570.63 | 1,570.63 | 1,570.63 | 1,570.63 | - | -0.02111 |
| Jul 23, 199 | 1,537.82 | 1,537.82 | 1,537.82 | 1,537.82 | 1,537.82 | - | 0.000916 |
| Jul 24, 199 | 1,539.23 | 1,539.23 | 1,539.23 | 1,539.23 | 1,539.23 | - | 0.005662 |
| Jul 27, 199 | 1,547.97 | 1,547.97 | 1,547.97 | 1,547.97 | 1,547.97 | - | -0.01496 |
| Jul 28, 199 | 1,524.99 | 1,524.99 | 1,524.99 | 1,524.99 | 1,524.99 | - | -0.00426 |
| Jul 29, 199 | 1,518.50 | 1,518.50 | 1,518.50 | 1,518.50 | 1,518.50 | - | 0.015785 |
| Jul 30, 199 | 1,542.66 | 1,542.66 | 1,542.66 | 1,542.66 | 1,542.66 | - | -0.01968 |
| Jul 31, 199 | 1,512.59 | 1,512.59 | 1,512.59 | 1,512.59 | 1,512.59 | - | -0.00734 |
| Aug 03, 19 | 1,501.53 | 1,501.53 | 1,501.53 | 1,501.53 | 1,501.53 | - | -0.03689 |
| Aug 04, 19 | 1,447.15 | 1,447.15 | 1,447.15 | 1,447.15 | 1,447.15 | - | 0.008786 |
| Aug 05, 19 | 1,459.92 | 1,459.92 | 1,459.92 | 1,459.92 | 1,459.92 | - | 0.007642 |
| Aug 06, 19 | 1,471.12 | 1,471.12 | 1,471.12 | 1,471.12 | 1,471.12 | - | -0.00016 |
| Aug 07, 19 | 1,470.88 | 1,470.88 | 1,470.88 | 1,470.88 | 1,470.88 | - | -0.00575 |
| Aug 10, 19 | 1,462.45 | 1,462.45 | 1,462.45 | 1,462.45 | 1,462.45 | - | -0.01297 |
| Aug 11, 19 | 1,443.61 | 1,443.61 | 1,443.61 | 1,443.61 | 1,443.61 | - | 0.014346 |
| Aug 12, 19 | 1,464.47 | 1,464.47 | 1,464.47 | 1,464.47 | 1,464.47 | - | -0.0086 |
| Aug 13, 19 | 1,451.93 | 1,451.93 | 1,451.93 | 1,451.93 | 1,451.93 | - | -0.01132 |
| Aug 14, 19 | 1,435.58 | 1,435.58 | 1,435.58 | 1,435.58 | 1,435.58 | - | 0.019521 |
| Aug 17, 19 | 1,463.88 | 1,463.88 | 1,463.88 | 1,463.88 | 1,463.88 | - | 0.016148 |
| Aug 18, 19 | 1,487.71 | 1,487.71 | 1,487.71 | 1,487.71 | 1,487.71 | - | -0.00279 |
| Aug 19, 19 | 1,483.56 | 1,483.56 | 1,483.56 | 1,483.56 | 1,483.56 | - | -0.00584 |
| Aug 20, 19 | 1,474.92 | 1,474.92 | 1,474.92 | 1,474.92 | 1,474.92 | - | -0.00952 |
| Aug 21, 19 | 1,460.95 | 1,460.95 | 1,460.95 | 1,460.95 | 1,460.95 | - | 0.006366 |
| Aug 24, 19 | 1,470.28 | 1,470.28 | 1,470.28 | 1,470.28 | 1,470.28 | - | 0.004316 |
| Aug 25, 19 | 1,476.64 | 1,476.64 | 1,476.64 | 1,476.64 | 1,476.64 | - | -0.00787 |
| Aug 26, 19 | 1,465.06 | 1,465.06 | 1,465.06 | 1,465.06 | 1,465.06 | - | -0.03903 |
| Aug 27, 19 | 1,408.98 | 1,408.98 | 1,408.98 | 1,408.98 | 1,408.98 | - | -0.01479 |
| Aug 28, 19 | 1,388.30 | 1,388.30 | 1,388.30 | 1,388.30 | 1,388.30 | - | -0.07042 |
| Aug 31, 19 | 1,293.90 | 1,293.90 | 1,293.90 | 1,293.90 | 1,293.90 | - | 0.037945 |
| Sep 01, 199 | 1,343.94 | 1,343.94 | 1,343.94 | 1,343.94 | 1,343.94 | - | -0.00358 |
| Sep 02, 199 | 1,339.14 | 1,339.14 | 1,339.14 | 1,339.14 | 1,339.14 | - | -0.0083 |
| Sep 03, 199 | 1,328.07 | 1,328.07 | 1,328.07 | 1,328.07 | 1,328.07 | - | -0.00851 |
| Sep 04, 199 | 1,316.81 | 1,316.81 | 1,316.81 | 1,316.81 | 1,316.81 | - | 0.049708 |
| Sep 08, 199 | 1,383.92 | 1,383.92 | 1,383.92 | 1,383.92 | 1,383.92 | - | -0.01695 |
| Sep 09, 199 | 1,360.66 | 1,360.66 | 1,360.66 | 1,360.66 | 1,360.66 | - | -0.02617 |
| Sep 10, 199 | 1,325.51 | 1,325.51 | 1,325.51 | 1,325.51 | 1,325.51 | - | 0.029321 |
| Sep 11, 199 | 1,364.95 | 1,364.95 | 1,364.95 | 1,364.95 | 1,364.95 | - | 0.020464 |
| Sep 14, 199 | 1,393.17 | 1,393.17 | 1,393.17 | 1,393.17 | 1,393.17 | - | 0.007701 |
| Sep 15, 199 | 1,403.94 | 1,403.94 | 1,403.94 | 1,403.94 | 1,403.94 | - | 0.007557 |
| Sep 16, 199 | 1,414.59 | 1,414.59 | 1,414.59 | 1,414.59 | 1,414.59 | - | -0.02571 |
| Sep 17, 199 | 1,378.68 | 1,378.68 | 1,378.68 | 1,378.68 | 1,378.68 | - | 0.001203 |
| Sep 18, 199 | 1,380.34 | 1,380.34 | 1,380.34 | 1,380.34 | 1,380.34 | - | 0.003738 |
| Sep 21, 199 | 1,385.51 | 1,385.51 | 1,385.51 | 1,385.51 | 1,385.51 | - | 0.005592 |
| Sep 22, 199 | 1,393.28 | 1,393.28 | 1,393.28 | 1,393.28 | 1,393.28 | - | 0.034828 |
| Sep 23, 199 | 1,442.66 | 1,442.66 | 1,442.66 | 1,442.66 | 1,442.66 | - | -0.02216 |
| Sep 24, 199 | 1,411.04 | 1,411.04 | 1,411.04 | 1,411.04 | 1,411.04 | - | 0.001947 |
| Sep 25, 199 | 1,413.79 | 1,413.79 | 1,413.79 | 1,413.79 | 1,413.79 | - | 0.00408 |
| Sep 28, 199 | 1,419.57 | 1,419.57 | 1,419.57 | 1,419.57 | 1,419.57 | - | 0.000331 |
| Sep 29, 199 | 1,420.04 | 1,420.04 | 1,420.04 | 1,420.04 | 1,420.04 | - | -0.03093 |
| Sep 30, 199 | 1,376.79 | 1,376.79 | 1,376.79 | 1,376.79 | 1,376.79 | - | -0.03055 |
| Oct 01, 199 | 1,335.36 | 1,335.36 | 1,335.36 | 1,335.36 | 1,335.36 | - | 0.016355 |
| Oct 02, 199 | 1,357.38 | 1,357.38 | 1,357.38 | 1,357.38 | 1,357.38 | - | -0.0141 |
| Oct 05, 199 | 1,338.37 | 1,338.37 | 1,338.37 | 1,338.37 | 1,338.37 | - | -0.00397 |
| Oct 06, 199 | 1,333.07 | 1,333.07 | 1,333.07 | 1,333.07 | 1,333.07 | - | -0.01393 |
| Oct 07, 199 | 1,314.63 | 1,314.63 | 1,314.63 | 1,314.63 | 1,314.63 | - | -0.01162 |
| Oct 08, 199 | 1,299.44 | 1,299.44 | 1,299.44 | 1,299.44 | 1,299.44 | - | 0.025671 |
| Oct 09, 199 | 1,333.23 | 1,333.23 | 1,333.23 | 1,333.23 | 1,333.23 | - | 0.01344 |
| Oct 12, 199 | 1,351.27 | 1,351.27 | 1,351.27 | 1,351.27 | 1,351.27 | - | -0.00286 |
| Oct 13, 199 | 1,347.41 | 1,347.41 | 1,347.41 | 1,347.41 | 1,347.41 | - | 0.010748 |
| Oct 14, 199 | 1,361.97 | 1,361.97 | 1,361.97 | 1,361.97 | 1,361.97 | - | 0.040886 |
| Oct 15, 199 | 1,418.81 | 1,418.81 | 1,418.81 | 1,418.81 | 1,418.81 | - | 0.008499 |
| Oct 16, 199 | 1,430.92 | 1,430.92 | 1,430.92 | 1,430.92 | 1,430.92 | - | 0.005631 |
| Oct 19, 199 | 1,439.00 | 1,439.00 | 1,439.00 | 1,439.00 | 1,439.00 | - | 0.001451 |
| Oct 20, 199 | 1,441.09 | 1,441.09 | 1,441.09 | 1,441.09 | 1,441.09 | - | 0.005681 |
| Oct 21, 199 | 1,449.30 | 1,449.30 | 1,449.30 | 1,449.30 | 1,449.30 | - | 0.007993 |
| Oct 22, 199 | 1,460.93 | 1,460.93 | 1,460.93 | 1,460.93 | 1,460.93 | - | -0.00725 |
| Oct 23, 199 | 1,450.37 | 1,450.37 | 1,450.37 | 1,450.37 | 1,450.37 | - | 0.001536 |
| Oct 26, 199 | 1,452.60 | 1,452.60 | 1,452.60 | 1,452.60 | 1,452.60 | - | -0.00653 |
| Oct 27, 199 | 1,443.15 | 1,443.15 | 1,443.15 | 1,443.15 | 1,443.15 | - | 0.002768 |
| Oct 28, 199 | 1,447.15 | 1,447.15 | 1,447.15 | 1,447.15 | 1,447.15 | - | 0.016693 |
| Oct 29, 199 | 1,471.51 | 1,471.51 | 1,471.51 | 1,471.51 | 1,471.51 | - | 0.011668 |
| Oct 30, 199 | 1,488.78 | 1,488.78 | 1,488.78 | 1,488.78 | 1,488.78 | - | 0.011706 |
| Nov 02, 19 | 1,506.31 | 1,506.31 | 1,506.31 | 1,506.31 | 1,506.31 | - | -0.00066 |
| Nov 03, 19 | 1,505.32 | 1,505.32 | 1,505.32 | 1,505.32 | 1,505.32 | - | 0.007169 |
| Nov 04, 19 | 1,516.15 | 1,516.15 | 1,516.15 | 1,516.15 | 1,516.15 | - | 0.013561 |
| Nov 05, 19 | 1,536.85 | 1,536.85 | 1,536.85 | 1,536.85 | 1,536.85 | - | 0.006389 |
| Nov 06, 19 | 1,546.70 | 1,546.70 | 1,546.70 | 1,546.70 | 1,546.70 | - | -0.00936 |
| Nov 09, 19 | 1,532.29 | 1,532.29 | 1,532.29 | 1,532.29 | 1,532.29 | - | -0.00155 |
| Nov 10, 19 | 1,529.92 | 1,529.92 | 1,529.92 | 1,529.92 | 1,529.92 | - | -0.00648 |
| Nov 11, 19 | 1,520.04 | 1,520.04 | 1,520.04 | 1,520.04 | 1,520.04 | - | -0.00283 |
| Nov 12, 19 | 1,515.75 | 1,515.75 | 1,515.75 | 1,515.75 | 1,515.75 | - | 0.007205 |
| Nov 13, 19 | 1,526.71 | 1,526.71 | 1,526.71 | 1,526.71 | 1,526.71 | - | 0.008998 |
| Nov 16, 19 | 1,540.51 | 1,540.51 | 1,540.51 | 1,540.51 | 1,540.51 | - | 0.003046 |
| Nov 17, 19 | 1,545.21 | 1,545.21 | 1,545.21 | 1,545.21 | 1,545.21 | - | 0.004642 |
| Nov 18, 19 | 1,552.40 | 1,552.40 | 1,552.40 | 1,552.40 | 1,552.40 | - | 0.007138 |
| Nov 19, 19 | 1,563.52 | 1,563.52 | 1,563.52 | 1,563.52 | 1,563.52 | - | 0.009453 |
| Nov 20, 19 | 1,578.37 | 1,578.37 | 1,578.37 | 1,578.37 | 1,578.37 | - | 0.020984 |
| Nov 23, 19 | 1,611.84 | 1,611.84 | 1,611.84 | 1,611.84 | 1,611.84 | - | -0.00433 |
| Nov 24, 19 | 1,604.87 | 1,604.87 | 1,604.87 | 1,604.87 | 1,604.87 | - | 0.003365 |
| Nov 25, 19 | 1,610.28 | 1,610.28 | 1,610.28 | 1,610.28 | 1,610.28 | - | 0.004752 |
| Nov 27, 19 | 1,617.95 | 1,617.95 | 1,617.95 | 1,617.95 | 1,617.95 | - | -0.02436 |
| Nov 30, 19 | 1,579.02 | 1,579.02 | 1,579.02 | 1,579.02 | 1,579.02 | - | 0.009988 |
| Dec 01, 19 | 1,594.87 | 1,594.87 | 1,594.87 | 1,594.87 | 1,594.87 | - | -0.0032 |
| Dec 02, 19 | 1,589.77 | 1,589.77 | 1,589.77 | 1,589.77 | 1,589.77 | - | -0.01816 |
| Dec 03, 19 | 1,561.16 | 1,561.16 | 1,561.16 | 1,561.16 | 1,561.16 | - | 0.022867 |
| Dec 04, 19 | 1,597.27 | 1,597.27 | 1,597.27 | 1,597.27 | 1,597.27 | - | 0.009291 |
| Dec 07, 19 | 1,612.18 | 1,612.18 | 1,612.18 | 1,612.18 | 1,612.18 | - | -0.00528 |
| Dec 08, 19 | 1,603.69 | 1,603.69 | 1,603.69 | 1,603.69 | 1,603.69 | - | 0.001863 |
| Dec 09, 19 | 1,606.68 | 1,606.68 | 1,606.68 | 1,606.68 | 1,606.68 | - | -0.0157 |
| Dec 10, 19 | 1,581.65 | 1,581.65 | 1,581.65 | 1,581.65 | 1,581.65 | - | 0.001434 |
| Dec 11, 19 | 1,583.92 | 1,583.92 | 1,583.92 | 1,583.92 | 1,583.92 | - | -0.02189 |
| Dec 14, 19 | 1,549.63 | 1,549.63 | 1,549.63 | 1,549.63 | 1,549.63 | - | 0.018788 |
| Dec 15, 19 | 1,579.02 | 1,579.02 | 1,579.02 | 1,579.02 | 1,579.02 | - | -0.00073 |
| Dec 16, 19 | 1,577.87 | 1,577.87 | 1,577.87 | 1,577.87 | 1,577.87 | - | 0.01547 |
| Dec 17, 19 | 1,602.47 | 1,602.47 | 1,602.47 | 1,602.47 | 1,602.47 | - | 0.006804 |
| Dec 18, 19 | 1,613.41 | 1,613.41 | 1,613.41 | 1,613.41 | 1,613.41 | - | 0.012412 |
| Dec 21, 19 | 1,633.56 | 1,633.56 | 1,633.56 | 1,633.56 | 1,633.56 | - | 0.000624 |
| Dec 22, 19 | 1,634.58 | 1,634.58 | 1,634.58 | 1,634.58 | 1,634.58 | - | 0.020539 |
| Dec 23, 19 | 1,668.50 | 1,668.50 | 1,668.50 | 1,668.50 | 1,668.50 | - | -0.00183 |
| Dec 24, 19 | 1,665.45 | 1,665.45 | 1,665.45 | 1,665.45 | 1,665.45 | - | -0.00064 |
| Dec 28, 19 | 1,664.39 | 1,664.39 | 1,664.39 | 1,664.39 | 1,664.39 | - | 0.013511 |
| Dec 29, 19 | 1,687.03 | 1,687.03 | 1,687.03 | 1,687.03 | 1,687.03 | - | -0.00796 |
| Dec 30, 19 | 1,673.66 | 1,673.66 | 1,673.66 | 1,673.66 | 1,673.66 | - | -0.00218 |
| Dec 31, 19 | 1,670.01 | 1,670.01 | 1,670.01 | 1,670.01 | 1,670.01 | - | -0.00089 |
| Jan 04, 199 | 1,668.52 | 1,668.52 | 1,668.52 | 1,668.52 | 1,668.52 | - | 0.013531 |
| Jan 05, 199 | 1,691.25 | 1,691.25 | 1,691.25 | 1,691.25 | 1,691.25 | - | 0.022122 |
| Jan 06, 199 | 1,729.08 | 1,729.08 | 1,729.08 | 1,729.08 | 1,729.08 | - | -0.00199 |
| Jan 07, 199 | 1,725.64 | 1,725.64 | 1,725.64 | 1,725.64 | 1,725.64 | - | 0.004216 |
| Jan 08, 199 | 1,732.93 | 1,732.93 | 1,732.93 | 1,732.93 | 1,732.93 | - | -0.00883 |
| Jan 11, 199 | 1,717.69 | 1,717.69 | 1,717.69 | 1,717.69 | 1,717.69 | - | -0.01947 |
| Jan 12, 199 | 1,684.57 | 1,684.57 | 1,684.57 | 1,684.57 | 1,684.57 | - | -0.00407 |
| Jan 13, 199 | 1,677.73 | 1,677.73 | 1,677.73 | 1,677.73 | 1,677.73 | - | -0.01814 |
| Jan 14, 199 | 1,647.57 | 1,647.57 | 1,647.57 | 1,647.57 | 1,647.57 | - | 0.025321 |
| Jan 15, 199 | 1,689.82 | 1,689.82 | 1,689.82 | 1,689.82 | 1,689.82 | - | 0.007012 |
| Jan 19, 199 | 1,701.71 | 1,701.71 | 1,701.71 | 1,701.71 | 1,701.71 | - | 0.003742 |
| Jan 20, 199 | 1,708.09 | 1,708.09 | 1,708.09 | 1,708.09 | 1,708.09 | - | -0.01722 |
| Jan 21, 199 | 1,678.93 | 1,678.93 | 1,678.93 | 1,678.93 | 1,678.93 | - | -0.0081 |
| Jan 22, 199 | 1,665.39 | 1,665.39 | 1,665.39 | 1,665.39 | 1,665.39 | - | 0.00715 |
| Jan 25, 199 | 1,677.34 | 1,677.34 | 1,677.34 | 1,677.34 | 1,677.34 | - | 0.014748 |
| Jan 26, 199 | 1,702.26 | 1,702.26 | 1,702.26 | 1,702.26 | 1,702.26 | - | -0.00718 |
| Jan 27, 199 | 1,690.08 | 1,690.08 | 1,690.08 | 1,690.08 | 1,690.08 | - | 0.017804 |
| Jan 28, 199 | 1,720.44 | 1,720.44 | 1,720.44 | 1,720.44 | 1,720.44 | - | 0.011213 |
| Jan 29, 199 | 1,739.84 | 1,739.84 | 1,739.84 | 1,739.84 | 1,739.84 | - | -0.0052 |
| Feb 01, 199 | 1,730.81 | 1,730.81 | 1,730.81 | 1,730.81 | 1,730.81 | - | -0.00865 |
| Feb 02, 199 | 1,715.91 | 1,715.91 | 1,715.91 | 1,715.91 | 1,715.91 | - | 0.008085 |
| Feb 03, 199 | 1,729.84 | 1,729.84 | 1,729.84 | 1,729.84 | 1,729.84 | - | -0.01863 |
| Feb 04, 199 | 1,697.91 | 1,697.91 | 1,697.91 | 1,697.91 | 1,697.91 | - | -0.00729 |
| Feb 05, 199 | 1,685.58 | 1,685.58 | 1,685.58 | 1,685.58 | 1,685.58 | - | 0.003683 |
| Feb 08, 199 | 1,691.80 | 1,691.80 | 1,691.80 | 1,691.80 | 1,691.80 | - | -0.02245 |
| Feb 09, 199 | 1,654.24 | 1,654.24 | 1,654.24 | 1,654.24 | 1,654.24 | - | 0.006267 |
| Feb 10, 199 | 1,664.64 | 1,664.64 | 1,664.64 | 1,664.64 | 1,664.64 | - | 0.024689 |
| Feb 11, 199 | 1,706.25 | 1,706.25 | 1,706.25 | 1,706.25 | 1,706.25 | - | -0.01922 |
| Feb 12, 199 | 1,673.77 | 1,673.77 | 1,673.77 | 1,673.77 | 1,673.77 | - | 0.009502 |
| Feb 16, 199 | 1,689.75 | 1,689.75 | 1,689.75 | 1,689.75 | 1,689.75 | - | -0.01435 |
| Feb 17, 199 | 1,665.68 | 1,665.68 | 1,665.68 | 1,665.68 | 1,665.68 | - | 0.010843 |
| Feb 18, 199 | 1,683.84 | 1,683.84 | 1,683.84 | 1,683.84 | 1,683.84 | - | 0.001567 |
| Feb 19, 199 | 1,686.48 | 1,686.48 | 1,686.48 | 1,686.48 | 1,686.48 | - | 0.026241 |
| Feb 22, 199 | 1,731.32 | 1,731.32 | 1,731.32 | 1,731.32 | 1,731.32 | - | -0.00073 |
| Feb 23, 199 | 1,730.05 | 1,730.05 | 1,730.05 | 1,730.05 | 1,730.05 | - | -0.01398 |
| Feb 24, 199 | 1,706.03 | 1,706.03 | 1,706.03 | 1,706.03 | 1,706.03 | - | -0.00659 |
| Feb 25, 199 | 1,694.83 | 1,694.83 | 1,694.83 | 1,694.83 | 1,694.83 | - | -0.00536 |
| Feb 26, 199 | 1,685.77 | 1,685.77 | 1,685.77 | 1,685.77 | 1,685.77 | - | -0.00173 |
| Mar 01, 19 | 1,682.86 | 1,682.86 | 1,682.86 | 1,682.86 | 1,682.86 | - | -0.00865 |
| Mar 02, 19 | 1,668.37 | 1,668.37 | 1,668.37 | 1,668.37 | 1,668.37 | - | 0.002018 |
| Mar 03, 19 | 1,671.74 | 1,671.74 | 1,671.74 | 1,671.74 | 1,671.74 | - | 0.015445 |
| Mar 04, 19 | 1,697.76 | 1,697.76 | 1,697.76 | 1,697.76 | 1,697.76 | - | 0.022879 |
| Mar 05, 19 | 1,737.05 | 1,737.05 | 1,737.05 | 1,737.05 | 1,737.05 | - | 0.005735 |
| Mar 08, 19 | 1,747.04 | 1,747.04 | 1,747.04 | 1,747.04 | 1,747.04 | - | -0.00225 |
| Mar 09, 19 | 1,743.11 | 1,743.11 | 1,743.11 | 1,743.11 | 1,743.11 | - | 0.005515 |
| Mar 10, 19 | 1,752.75 | 1,752.75 | 1,752.75 | 1,752.75 | 1,752.75 | - | 0.008623 |
| Mar 11, 19 | 1,767.93 | 1,767.93 | 1,767.93 | 1,767.93 | 1,767.93 | - | -0.00237 |
| Mar 12, 19 | 1,763.74 | 1,763.74 | 1,763.74 | 1,763.74 | 1,763.74 | - | 0.00975 |
| Mar 15, 19 | 1,781.02 | 1,781.02 | 1,781.02 | 1,781.02 | 1,781.02 | - | -0.00066 |
| Mar 16, 19 | 1,779.84 | 1,779.84 | 1,779.84 | 1,779.84 | 1,779.84 | - | -0.00652 |
| Mar 17, 19 | 1,768.27 | 1,768.27 | 1,768.27 | 1,768.27 | 1,768.27 | - | 0.014362 |
| Mar 18, 19 | 1,793.85 | 1,793.85 | 1,793.85 | 1,793.85 | 1,793.85 | - | -0.01319 |
| Mar 19, 19 | 1,770.34 | 1,770.34 | 1,770.34 | 1,770.34 | 1,770.34 | - | -0.00174 |
| Mar 22, 19 | 1,767.26 | 1,767.26 | 1,767.26 | 1,767.26 | 1,767.26 | - | -0.02725 |
| Mar 23, 19 | 1,719.76 | 1,719.76 | 1,719.76 | 1,719.76 | 1,719.76 | - | 0.00511 |
| Mar 24, 19 | 1,728.57 | 1,728.57 | 1,728.57 | 1,728.57 | 1,728.57 | - | 0.01674 |
| Mar 25, 19 | 1,757.75 | 1,757.75 | 1,757.75 | 1,757.75 | 1,757.75 | - | -0.00559 |
| Mar 26, 19 | 1,747.95 | 1,747.95 | 1,747.95 | 1,747.95 | 1,747.95 | - | 0.021255 |
| Mar 29, 19 | 1,785.50 | 1,785.50 | 1,785.50 | 1,785.50 | 1,785.50 | - | -0.00714 |
| Mar 30, 19 | 1,772.79 | 1,772.79 | 1,772.79 | 1,772.79 | 1,772.79 | - | -0.01111 |
| Mar 31, 19 | 1,753.21 | 1,753.21 | 1,753.21 | 1,753.21 | 1,753.21 | - | 0.005744 |
| Apr 01, 199 | 1,763.31 | 1,763.31 | 1,763.31 | 1,763.31 | 1,763.31 | - | 0.020966 |
| Apr 05, 199 | 1,800.67 | 1,800.67 | 1,800.67 | 1,800.67 | 1,800.67 | - | -0.00241 |
| Apr 06, 199 | 1,796.34 | 1,796.34 | 1,796.34 | 1,796.34 | 1,796.34 | - | 0.007006 |
| Apr 07, 199 | 1,808.97 | 1,808.97 | 1,808.97 | 1,808.97 | 1,808.97 | - | 0.012836 |
| Apr 08, 199 | 1,832.34 | 1,832.34 | 1,832.34 | 1,832.34 | 1,832.34 | - | 0.003247 |
| Apr 09, 199 | 1,838.30 | 1,838.30 | 1,838.30 | 1,838.30 | 1,838.30 | - | 0.007614 |
| Apr 12, 199 | 1,852.35 | 1,852.35 | 1,852.35 | 1,852.35 | 1,852.35 | - | -0.00647 |
| Apr 13, 199 | 1,840.40 | 1,840.40 | 1,840.40 | 1,840.40 | 1,840.40 | - | -0.01594 |
| Apr 14, 199 | 1,811.29 | 1,811.29 | 1,811.29 | 1,811.29 | 1,811.29 | - | -0.00421 |
| Apr 15, 199 | 1,803.68 | 1,803.68 | 1,803.68 | 1,803.68 | 1,803.68 | - | -0.00292 |
| Apr 16, 199 | 1,798.42 | 1,798.42 | 1,798.42 | 1,798.42 | 1,798.42 | - | -0.02262 |
| Apr 19, 199 | 1,758.19 | 1,758.19 | 1,758.19 | 1,758.19 | 1,758.19 | - | 0.012856 |
| Apr 20, 199 | 1,780.94 | 1,780.94 | 1,780.94 | 1,780.94 | 1,780.94 | - | 0.022728 |
| Apr 21, 199 | 1,821.88 | 1,821.88 | 1,821.88 | 1,821.88 | 1,821.88 | - | 0.016861 |
| Apr 22, 199 | 1,852.86 | 1,852.86 | 1,852.86 | 1,852.86 | 1,852.86 | - | -0.00145 |
| Apr 23, 199 | 1,850.18 | 1,850.18 | 1,850.18 | 1,850.18 | 1,850.18 | - | 0.002348 |
| Apr 26, 199 | 1,854.53 | 1,854.53 | 1,854.53 | 1,854.53 | 1,854.53 | - | 0.002025 |
| Apr 27, 199 | 1,858.29 | 1,858.29 | 1,858.29 | 1,858.29 | 1,858.29 | - | -0.00869 |
| Apr 28, 199 | 1,842.22 | 1,842.22 | 1,842.22 | 1,842.22 | 1,842.22 | - | -0.00582 |
| Apr 29, 199 | 1,831.53 | 1,831.53 | 1,831.53 | 1,831.53 | 1,831.53 | - | -0.00571 |
| Apr 30, 199 | 1,821.11 | 1,821.11 | 1,821.11 | 1,821.11 | 1,821.11 | - | 0.014458 |
| May 03, 19 | 1,847.63 | 1,847.63 | 1,847.63 | 1,847.63 | 1,847.63 | - | -0.01683 |
| May 04, 19 | 1,816.79 | 1,816.79 | 1,816.79 | 1,816.79 | 1,816.79 | - | 0.01165 |
| May 05, 19 | 1,838.08 | 1,838.08 | 1,838.08 | 1,838.08 | 1,838.08 | - | -0.01132 |
| May 06, 19 | 1,817.39 | 1,817.39 | 1,817.39 | 1,817.39 | 1,817.39 | - | 0.009676 |
| May 07, 19 | 1,835.06 | 1,835.06 | 1,835.06 | 1,835.06 | 1,835.06 | - | -0.00322 |
| May 10, 19 | 1,829.16 | 1,829.16 | 1,829.16 | 1,829.16 | 1,829.16 | - | 0.011415 |
| May 11, 19 | 1,850.16 | 1,850.16 | 1,850.16 | 1,850.16 | 1,850.16 | - | 0.006363 |
| May 12, 19 | 1,861.97 | 1,861.97 | 1,861.97 | 1,861.97 | 1,861.97 | - | 0.002628 |
| May 13, 19 | 1,866.87 | 1,866.87 | 1,866.87 | 1,866.87 | 1,866.87 | - | -0.02197 |
| May 14, 19 | 1,826.31 | 1,826.31 | 1,826.31 | 1,826.31 | 1,826.31 | - | 0.001291 |
| May 17, 19 | 1,828.67 | 1,828.67 | 1,828.67 | 1,828.67 | 1,828.67 | - | -0.00455 |
| May 18, 19 | 1,820.36 | 1,820.36 | 1,820.36 | 1,820.36 | 1,820.36 | - | 0.00819 |
| May 19, 19 | 1,835.33 | 1,835.33 | 1,835.33 | 1,835.33 | 1,835.33 | - | -0.00397 |
| May 20, 19 | 1,828.05 | 1,828.05 | 1,828.05 | 1,828.05 | 1,828.05 | - | -0.00639 |
| May 21, 19 | 1,816.41 | 1,816.41 | 1,816.41 | 1,816.41 | 1,816.41 | - | -0.01793 |
| May 24, 19 | 1,784.14 | 1,784.14 | 1,784.14 | 1,784.14 | 1,784.14 | - | -0.01716 |
| May 25, 19 | 1,753.79 | 1,753.79 | 1,753.79 | 1,753.79 | 1,753.79 | - | 0.015867 |
| May 26, 19 | 1,781.84 | 1,781.84 | 1,781.84 | 1,781.84 | 1,781.84 | - | -0.01792 |
| May 27, 19 | 1,750.19 | 1,750.19 | 1,750.19 | 1,750.19 | 1,750.19 | - | 0.015821 |
| May 28, 19 | 1,778.10 | 1,778.10 | 1,778.10 | 1,778.10 | 1,778.10 | - | -0.00581 |
| Jun 01, 199 | 1,767.80 | 1,767.80 | 1,767.80 | 1,767.80 | 1,767.80 | - | 0.000633 |
| Jun 02, 199 | 1,768.92 | 1,768.92 | 1,768.92 | 1,768.92 | 1,768.92 | - | 0.003657 |
| Jun 03, 199 | 1,775.40 | 1,775.40 | 1,775.40 | 1,775.40 | 1,775.40 | - | 0.021492 |
| Jun 04, 199 | 1,813.97 | 1,813.97 | 1,813.97 | 1,813.97 | 1,813.97 | - | 0.005125 |
| Jun 07, 199 | 1,823.29 | 1,823.29 | 1,823.29 | 1,823.29 | 1,823.29 | - | -0.01293 |
| Jun 08, 199 | 1,799.87 | 1,799.87 | 1,799.87 | 1,799.87 | 1,799.87 | - | 0.001066 |
| Jun 09, 199 | 1,801.79 | 1,801.79 | 1,801.79 | 1,801.79 | 1,801.79 | - | -0.01206 |
| Jun 10, 199 | 1,780.19 | 1,780.19 | 1,780.19 | 1,780.19 | 1,780.19 | - | -0.00685 |
| Jun 11, 199 | 1,768.04 | 1,768.04 | 1,768.04 | 1,768.04 | 1,768.04 | - | 0.000294 |
| Jun 14, 199 | 1,768.56 | 1,768.56 | 1,768.56 | 1,768.56 | 1,768.56 | - | 0.005526 |
| Jun 15, 199 | 1,778.36 | 1,778.36 | 1,778.36 | 1,778.36 | 1,778.36 | - | 0.022265 |
| Jun 16, 199 | 1,818.40 | 1,818.40 | 1,818.40 | 1,818.40 | 1,818.40 | - | 0.007151 |
| Jun 17, 199 | 1,831.45 | 1,831.45 | 1,831.45 | 1,831.45 | 1,831.45 | - | 0.002198 |
| Jun 18, 199 | 1,835.48 | 1,835.48 | 1,835.48 | 1,835.48 | 1,835.48 | - | 0.004593 |
| Jun 21, 199 | 1,843.93 | 1,843.93 | 1,843.93 | 1,843.93 | 1,843.93 | - | -0.00977 |
| Jun 22, 199 | 1,826.00 | 1,826.00 | 1,826.00 | 1,826.00 | 1,826.00 | - | -0.0021 |
| Jun 23, 199 | 1,822.17 | 1,822.17 | 1,822.17 | 1,822.17 | 1,822.17 | - | -0.01305 |
| Jun 24, 199 | 1,798.55 | 1,798.55 | 1,798.55 | 1,798.55 | 1,798.55 | - | -0.00036 |
| Jun 25, 199 | 1,797.91 | 1,797.91 | 1,797.91 | 1,797.91 | 1,797.91 | - | 0.012261 |
| Jun 28, 199 | 1,820.09 | 1,820.09 | 1,820.09 | 1,820.09 | 1,820.09 | - | 0.014996 |
| Jun 29, 199 | 1,847.59 | 1,847.59 | 1,847.59 | 1,847.59 | 1,847.59 | - | 0.015675 |
| Jun 30, 199 | 1,876.78 | 1,876.78 | 1,876.78 | 1,876.78 | 1,876.78 | - | 0.00604 |
| Jul 01, 199 | 1,888.15 | 1,888.15 | 1,888.15 | 1,888.15 | 1,888.15 | - | 0.007403 |
| Jul 02, 199 | 1,902.18 | 1,902.18 | 1,902.18 | 1,902.18 | 1,902.18 | - | -0.00212 |
| Jul 06, 199 | 1,898.15 | 1,898.15 | 1,898.15 | 1,898.15 | 1,898.15 | - | 0.005768 |
| Jul 07, 199 | 1,909.13 | 1,909.13 | 1,909.13 | 1,909.13 | 1,909.13 | - | -0.00097 |
| Jul 08, 199 | 1,907.28 | 1,907.28 | 1,907.28 | 1,907.28 | 1,907.28 | - | 0.006334 |
| Jul 09, 199 | 1,919.40 | 1,919.40 | 1,919.40 | 1,919.40 | 1,919.40 | - | -0.00298 |
| Jul 12, 199 | 1,913.69 | 1,913.69 | 1,913.69 | 1,913.69 | 1,913.69 | - | -0.00393 |
| Jul 13, 199 | 1,906.19 | 1,906.19 | 1,906.19 | 1,906.19 | 1,906.19 | - | 0.003326 |
| Jul 14, 199 | 1,912.54 | 1,912.54 | 1,912.54 | 1,912.54 | 1,912.54 | - | 0.00816 |
| Jul 15, 199 | 1,928.21 | 1,928.21 | 1,928.21 | 1,928.21 | 1,928.21 | - | 0.006488 |
| Jul 16, 199 | 1,940.76 | 1,940.76 | 1,940.76 | 1,940.76 | 1,940.76 | - | -0.00787 |
| Jul 19, 199 | 1,925.55 | 1,925.55 | 1,925.55 | 1,925.55 | 1,925.55 | - | -0.02194 |
| Jul 20, 199 | 1,883.76 | 1,883.76 | 1,883.76 | 1,883.76 | 1,883.76 | - | 0.001644 |
| Jul 21, 199 | 1,886.86 | 1,886.86 | 1,886.86 | 1,886.86 | 1,886.86 | - | -0.01335 |
| Jul 22, 199 | 1,861.83 | 1,861.83 | 1,861.83 | 1,861.83 | 1,861.83 | - | -0.00297 |
| Jul 23, 199 | 1,856.31 | 1,856.31 | 1,856.31 | 1,856.31 | 1,856.31 | - | -0.00679 |
| Jul 26, 199 | 1,843.75 | 1,843.75 | 1,843.75 | 1,843.75 | 1,843.75 | - | 0.011127 |
| Jul 27, 199 | 1,864.38 | 1,864.38 | 1,864.38 | 1,864.38 | 1,864.38 | - | 0.001967 |
| Jul 28, 199 | 1,868.05 | 1,868.05 | 1,868.05 | 1,868.05 | 1,868.05 | - | -0.01784 |
| Jul 29, 199 | 1,835.02 | 1,835.02 | 1,835.02 | 1,835.02 | 1,835.02 | - | -0.00922 |
| Jul 30, 199 | 1,818.18 | 1,818.18 | 1,818.18 | 1,818.18 | 1,818.18 | - | -0.0005 |
| Aug 02, 19 | 1,817.27 | 1,817.27 | 1,817.27 | 1,817.27 | 1,817.27 | - | -0.0044 |
| Aug 03, 19 | 1,809.30 | 1,809.30 | 1,809.30 | 1,809.30 | 1,809.30 | - | -0.01268 |
| Aug 04, 19 | 1,786.51 | 1,786.51 | 1,786.51 | 1,786.51 | 1,786.51 | - | 0.006472 |
| Aug 05, 19 | 1,798.11 | 1,798.11 | 1,798.11 | 1,798.11 | 1,798.11 | - | -0.01009 |
| Aug 06, 19 | 1,780.06 | 1,780.06 | 1,780.06 | 1,780.06 | 1,780.06 | - | -0.0019 |
| Aug 09, 19 | 1,776.68 | 1,776.68 | 1,776.68 | 1,776.68 | 1,776.68 | - | -0.01266 |
| Aug 10, 19 | 1,754.33 | 1,754.33 | 1,754.33 | 1,754.33 | 1,754.33 | - | 0.016126 |
| Aug 11, 19 | 1,782.85 | 1,782.85 | 1,782.85 | 1,782.85 | 1,782.85 | - | -0.00286 |
| Aug 12, 19 | 1,777.75 | 1,777.75 | 1,777.75 | 1,777.75 | 1,777.75 | - | 0.022526 |
| Aug 13, 19 | 1,818.25 | 1,818.25 | 1,818.25 | 1,818.25 | 1,818.25 | - | 0.002351 |
| Aug 16, 19 | 1,822.53 | 1,822.53 | 1,822.53 | 1,822.53 | 1,822.53 | - | 0.010018 |
| Aug 17, 19 | 1,840.88 | 1,840.88 | 1,840.88 | 1,840.88 | 1,840.88 | - | -0.00836 |
| Aug 18, 19 | 1,825.56 | 1,825.56 | 1,825.56 | 1,825.56 | 1,825.56 | - | -0.00691 |
| Aug 19, 19 | 1,812.98 | 1,812.98 | 1,812.98 | 1,812.98 | 1,812.98 | - | 0.009792 |
| Aug 20, 19 | 1,830.82 | 1,830.82 | 1,830.82 | 1,830.82 | 1,830.82 | - | 0.017521 |
| Aug 23, 19 | 1,863.18 | 1,863.18 | 1,863.18 | 1,863.18 | 1,863.18 | - | 0.002412 |
| Aug 24, 19 | 1,867.68 | 1,867.68 | 1,867.68 | 1,867.68 | 1,867.68 | - | 0.013397 |
| Aug 25, 19 | 1,892.87 | 1,892.87 | 1,892.87 | 1,892.87 | 1,892.87 | - | -0.01441 |
| Aug 26, 19 | 1,865.79 | 1,865.79 | 1,865.79 | 1,865.79 | 1,865.79 | - | -0.01006 |
| Aug 27, 19 | 1,847.12 | 1,847.12 | 1,847.12 | 1,847.12 | 1,847.12 | - | -0.01803 |
| Aug 30, 19 | 1,814.11 | 1,814.11 | 1,814.11 | 1,814.11 | 1,814.11 | - | -0.00272 |
| Aug 31, 19 | 1,809.19 | 1,809.19 | 1,809.19 | 1,809.19 | 1,809.19 | - | 0.008262 |
| Sep 01, 199 | 1,824.20 | 1,824.20 | 1,824.20 | 1,824.20 | 1,824.20 | - | -0.00901 |
| Sep 02, 199 | 1,807.83 | 1,807.83 | 1,807.83 | 1,807.83 | 1,807.83 | - | 0.02853 |
| Sep 03, 199 | 1,860.15 | 1,860.15 | 1,860.15 | 1,860.15 | 1,860.15 | - | -0.00493 |
| Sep 07, 199 | 1,851.01 | 1,851.01 | 1,851.01 | 1,851.01 | 1,851.01 | - | -0.00458 |
| Sep 08, 199 | 1,842.56 | 1,842.56 | 1,842.56 | 1,842.56 | 1,842.56 | - | 0.002607 |
| Sep 09, 199 | 1,847.37 | 1,847.37 | 1,847.37 | 1,847.37 | 1,847.37 | - | 0.002962 |
| Sep 10, 199 | 1,852.85 | 1,852.85 | 1,852.85 | 1,852.85 | 1,852.85 | - | -0.00535 |
| Sep 13, 199 | 1,842.96 | 1,842.96 | 1,842.96 | 1,842.96 | 1,842.96 | - | -0.00584 |
| Sep 14, 199 | 1,832.23 | 1,832.23 | 1,832.23 | 1,832.23 | 1,832.23 | - | -0.01377 |
| Sep 15, 199 | 1,807.17 | 1,807.17 | 1,807.17 | 1,807.17 | 1,807.17 | - | 0.000448 |
| Sep 16, 199 | 1,807.98 | 1,807.98 | 1,807.98 | 1,807.98 | 1,807.98 | - | 0.012778 |
| Sep 17, 199 | 1,831.23 | 1,831.23 | 1,831.23 | 1,831.23 | 1,831.23 | - | 0.000104 |
| Sep 20, 199 | 1,831.42 | 1,831.42 | 1,831.42 | 1,831.42 | 1,831.42 | - | -0.02115 |
| Sep 21, 199 | 1,793.09 | 1,793.09 | 1,793.09 | 1,793.09 | 1,793.09 | - | 0.002262 |
| Sep 22, 199 | 1,797.15 | 1,797.15 | 1,797.15 | 1,797.15 | 1,797.15 | - | -0.02323 |
| Sep 23, 199 | 1,755.88 | 1,755.88 | 1,755.88 | 1,755.88 | 1,755.88 | - | -0.00238 |
| Sep 24, 199 | 1,751.70 | 1,751.70 | 1,751.70 | 1,751.70 | 1,751.70 | - | 0.004648 |
| Sep 27, 199 | 1,759.86 | 1,759.86 | 1,759.86 | 1,759.86 | 1,759.86 | - | -0.00062 |
| Sep 28, 199 | 1,758.77 | 1,758.77 | 1,758.77 | 1,758.77 | 1,758.77 | - | -0.01078 |
| Sep 29, 199 | 1,739.92 | 1,739.92 | 1,739.92 | 1,739.92 | 1,739.92 | - | 0.011242 |
| Sep 30, 199 | 1,759.59 | 1,759.59 | 1,759.59 | 1,759.59 | 1,759.59 | - | 0.000102 |
| Oct 01, 199 | 1,759.77 | 1,759.77 | 1,759.77 | 1,759.77 | 1,759.77 | - | 0.01687 |
| Oct 04, 199 | 1,789.71 | 1,789.71 | 1,789.71 | 1,789.71 | 1,789.71 | - | -0.00246 |
| Oct 05, 199 | 1,785.32 | 1,785.32 | 1,785.32 | 1,785.32 | 1,785.32 | - | 0.018475 |
| Oct 06, 199 | 1,818.61 | 1,818.61 | 1,818.61 | 1,818.61 | 1,818.61 | - | -0.00585 |
| Oct 07, 199 | 1,808.00 | 1,808.00 | 1,808.00 | 1,808.00 | 1,808.00 | - | 0.013853 |
| Oct 08, 199 | 1,833.22 | 1,833.22 | 1,833.22 | 1,833.22 | 1,833.22 | - | -0.00061 |
| Oct 11, 199 | 1,832.11 | 1,832.11 | 1,832.11 | 1,832.11 | 1,832.11 | - | -0.01674 |
| Oct 12, 199 | 1,801.69 | 1,801.69 | 1,801.69 | 1,801.69 | 1,801.69 | - | -0.02108 |
| Oct 13, 199 | 1,764.10 | 1,764.10 | 1,764.10 | 1,764.10 | 1,764.10 | - | -0.00166 |
| Oct 14, 199 | 1,761.18 | 1,761.18 | 1,761.18 | 1,761.18 | 1,761.18 | - | -0.02846 |
| Oct 15, 199 | 1,711.77 | 1,711.77 | 1,711.77 | 1,711.77 | 1,711.77 | - | 0.005378 |
| Oct 18, 199 | 1,721.00 | 1,721.00 | 1,721.00 | 1,721.00 | 1,721.00 | - | 0.005719 |
| Oct 19, 199 | 1,730.87 | 1,730.87 | 1,730.87 | 1,730.87 | 1,730.87 | - | 0.022101 |
| Oct 20, 199 | 1,769.55 | 1,769.55 | 1,769.55 | 1,769.55 | 1,769.55 | - | -0.00451 |
| Oct 21, 199 | 1,761.58 | 1,761.58 | 1,761.58 | 1,761.58 | 1,761.58 | - | 0.013969 |
| Oct 22, 199 | 1,786.36 | 1,786.36 | 1,786.36 | 1,786.36 | 1,786.36 | - | -0.00618 |
| Oct 25, 199 | 1,775.35 | 1,775.35 | 1,775.35 | 1,775.35 | 1,775.35 | - | -0.0091 |
| Oct 26, 199 | 1,759.27 | 1,759.27 | 1,759.27 | 1,759.27 | 1,759.27 | - | 0.011557 |
| Oct 27, 199 | 1,779.72 | 1,779.72 | 1,779.72 | 1,779.72 | 1,779.72 | - | 0.03483 |
| Oct 28, 199 | 1,842.80 | 1,842.80 | 1,842.80 | 1,842.80 | 1,842.80 | - | 0.015155 |
| Oct 29, 199 | 1,870.94 | 1,870.94 | 1,870.94 | 1,870.94 | 1,870.94 | - | -0.00648 |
| Nov 01, 19 | 1,858.86 | 1,858.86 | 1,858.86 | 1,858.86 | 1,858.86 | - | -0.00471 |
| Nov 02, 19 | 1,850.13 | 1,850.13 | 1,850.13 | 1,850.13 | 1,850.13 | - | 0.005471 |
| Nov 03, 19 | 1,860.28 | 1,860.28 | 1,860.28 | 1,860.28 | 1,860.28 | - | 0.005682 |
| Nov 04, 19 | 1,870.88 | 1,870.88 | 1,870.88 | 1,870.88 | 1,870.88 | - | 0.00557 |
| Nov 05, 19 | 1,881.33 | 1,881.33 | 1,881.33 | 1,881.33 | 1,881.33 | - | 0.005026 |
| Nov 08, 19 | 1,890.81 | 1,890.81 | 1,890.81 | 1,890.81 | 1,890.81 | - | -0.00836 |
| Nov 09, 19 | 1,875.07 | 1,875.07 | 1,875.07 | 1,875.07 | 1,875.07 | - | 0.006083 |
| Nov 10, 19 | 1,886.51 | 1,886.51 | 1,886.51 | 1,886.51 | 1,886.51 | - | 0.005809 |
| Nov 11, 19 | 1,897.50 | 1,897.50 | 1,897.50 | 1,897.50 | 1,897.50 | - | 0.0106 |
| Nov 12, 19 | 1,917.72 | 1,917.72 | 1,917.72 | 1,917.72 | 1,917.72 | - | -0.00117 |
| Nov 15, 19 | 1,915.47 | 1,915.47 | 1,915.47 | 1,915.47 | 1,915.47 | - | 0.018292 |
| Nov 16, 19 | 1,950.83 | 1,950.83 | 1,950.83 | 1,950.83 | 1,950.83 | - | -0.00648 |
| Nov 17, 19 | 1,938.22 | 1,938.22 | 1,938.22 | 1,938.22 | 1,938.22 | - | 0.010087 |
| Nov 18, 19 | 1,957.87 | 1,957.87 | 1,957.87 | 1,957.87 | 1,957.87 | - | -0.00206 |
| Nov 19, 19 | 1,953.84 | 1,953.84 | 1,953.84 | 1,953.84 | 1,953.84 | - | -0.00073 |
| Nov 22, 19 | 1,952.41 | 1,952.41 | 1,952.41 | 1,952.41 | 1,952.41 | - | -0.01149 |
| Nov 23, 19 | 1,930.10 | 1,930.10 | 1,930.10 | 1,930.10 | 1,930.10 | - | 0.008826 |
| Nov 24, 19 | 1,947.21 | 1,947.21 | 1,947.21 | 1,947.21 | 1,947.21 | - | -0.00025 |
| Nov 26, 19 | 1,946.72 | 1,946.72 | 1,946.72 | 1,946.72 | 1,946.72 | - | -0.00606 |
| Nov 29, 19 | 1,934.95 | 1,934.95 | 1,934.95 | 1,934.95 | 1,934.95 | - | -0.01352 |
| Nov 30, 19 | 1,908.97 | 1,908.97 | 1,908.97 | 1,908.97 | 1,908.97 | - | 0.006537 |
| Dec 01, 19 | 1,921.49 | 1,921.49 | 1,921.49 | 1,921.49 | 1,921.49 | - | 0.008076 |
| Dec 02, 19 | 1,937.07 | 1,937.07 | 1,937.07 | 1,937.07 | 1,937.07 | - | 0.017075 |
| Dec 03, 19 | 1,970.43 | 1,970.43 | 1,970.43 | 1,970.43 | 1,970.43 | - | -0.00696 |
| Dec 06, 19 | 1,956.76 | 1,956.76 | 1,956.76 | 1,956.76 | 1,956.76 | - | -0.00997 |
| Dec 07, 19 | 1,937.34 | 1,937.34 | 1,937.34 | 1,937.34 | 1,937.34 | - | -0.00367 |
| Dec 08, 19 | 1,930.24 | 1,930.24 | 1,930.24 | 1,930.24 | 1,930.24 | - | 0.003026 |
| Dec 09, 19 | 1,936.09 | 1,936.09 | 1,936.09 | 1,936.09 | 1,936.09 | - | 0.006323 |
| Dec 10, 19 | 1,948.37 | 1,948.37 | 1,948.37 | 1,948.37 | 1,948.37 | - | -0.0011 |
| Dec 13, 19 | 1,946.23 | 1,946.23 | 1,946.23 | 1,946.23 | 1,946.23 | - | -0.00854 |
| Dec 14, 19 | 1,929.68 | 1,929.68 | 1,929.68 | 1,929.68 | 1,929.68 | - | 0.007244 |
| Dec 15, 19 | 1,943.71 | 1,943.71 | 1,943.71 | 1,943.71 | 1,943.71 | - | 0.003902 |
| Dec 16, 19 | 1,951.31 | 1,951.31 | 1,951.31 | 1,951.31 | 1,951.31 | - | 0.001603 |
| Dec 17, 19 | 1,954.44 | 1,954.44 | 1,954.44 | 1,954.44 | 1,954.44 | - | -0.00205 |
| Dec 20, 19 | 1,950.44 | 1,950.44 | 1,950.44 | 1,950.44 | 1,950.44 | - | 0.01077 |
| Dec 21, 19 | 1,971.56 | 1,971.56 | 1,971.56 | 1,971.56 | 1,971.56 | - | 0.001996 |
| Dec 22, 19 | 1,975.50 | 1,975.50 | 1,975.50 | 1,975.50 | 1,975.50 | - | 0.015356 |
| Dec 23, 19 | 2,006.07 | 2,006.07 | 2,006.07 | 2,006.07 | 2,006.07 | - | -0.00085 |
| Dec 27, 19 | 2,004.37 | 2,004.37 | 2,004.37 | 2,004.37 | 2,004.37 | - | 0.000384 |
| Dec 28, 19 | 2,005.14 | 2,005.14 | 2,005.14 | 2,005.14 | 2,005.14 | - | 0.004101 |
| Dec 29, 19 | 2,013.38 | 2,013.38 | 2,013.38 | 2,013.38 | 2,013.38 | - | 0.00071 |
| Dec 30, 19 | 2,014.81 | 2,014.81 | 2,014.81 | 2,014.81 | 2,014.81 | - | 0.003265 |
| Dec 31, 19 | 2,021.40 | 2,021.40 | 2,021.40 | 2,021.40 | 2,021.40 | - | -0.00959 |
| Jan 03, 200 | 2,002.11 | 2,002.11 | 2,002.11 | 2,002.11 | 2,002.11 | - | -0.03906 |
| Jan 04, 200 | 1,925.41 | 1,925.41 | 1,925.41 | 1,925.41 | 1,925.41 | - | 0.002008 |
| Jan 05, 200 | 1,929.28 | 1,929.28 | 1,929.28 | 1,929.28 | 1,929.28 | - | 0.001155 |
| Jan 06, 200 | 1,931.51 | 1,931.51 | 1,931.51 | 1,931.51 | 1,931.51 | - | 0.026727 |
| Jan 07, 200 | 1,983.83 | 1,983.83 | 1,983.83 | 1,983.83 | 1,983.83 | - | 0.011148 |
| Jan 10, 200 | 2,006.07 | 2,006.07 | 2,006.07 | 2,006.07 | 2,006.07 | - | -0.01312 |
| Jan 11, 200 | 1,979.92 | 1,979.92 | 1,979.92 | 1,979.92 | 1,979.92 | - | -0.00433 |
| Jan 12, 200 | 1,971.36 | 1,971.36 | 1,971.36 | 1,971.36 | 1,971.36 | - | 0.012096 |
| Jan 13, 200 | 1,995.35 | 1,995.35 | 1,995.35 | 1,995.35 | 1,995.35 | - | 0.010613 |
| Jan 14, 200 | 2,016.64 | 2,016.64 | 2,016.64 | 2,016.64 | 2,016.64 | - | -0.00684 |
| Jan 18, 200 | 2,002.89 | 2,002.89 | 2,002.89 | 2,002.89 | 2,002.89 | - | 0.000564 |
| Jan 19, 200 | 2,004.02 | 2,004.02 | 2,004.02 | 2,004.02 | 2,004.02 | - | -0.00712 |
| Jan 20, 200 | 1,989.81 | 1,989.81 | 1,989.81 | 1,989.81 | 1,989.81 | - | -0.00292 |
| Jan 21, 200 | 1,984.01 | 1,984.01 | 1,984.01 | 1,984.01 | 1,984.01 | - | -0.02801 |
| Jan 24, 200 | 1,929.20 | 1,929.20 | 1,929.20 | 1,929.20 | 1,929.20 | - | 0.006046 |
| Jan 25, 200 | 1,940.90 | 1,940.90 | 1,940.90 | 1,940.90 | 1,940.90 | - | -0.00419 |
| Jan 26, 200 | 1,932.78 | 1,932.78 | 1,932.78 | 1,932.78 | 1,932.78 | - | -0.00387 |
| Jan 27, 200 | 1,925.31 | 1,925.31 | 1,925.31 | 1,925.31 | 1,925.31 | - | -0.02775 |
| Jan 28, 200 | 1,872.61 | 1,872.61 | 1,872.61 | 1,872.61 | 1,872.61 | - | 0.024909 |
| Jan 31, 200 | 1,919.84 | 1,919.84 | 1,919.84 | 1,919.84 | 1,919.84 | - | 0.01057 |
| Feb 01, 200 | 1,940.24 | 1,940.24 | 1,940.24 | 1,940.24 | 1,940.24 | - | -1.5E-05 |
| Feb 02, 200 | 1,940.21 | 1,940.21 | 1,940.21 | 1,940.21 | 1,940.21 | - | 0.011275 |
| Feb 03, 200 | 1,962.21 | 1,962.21 | 1,962.21 | 1,962.21 | 1,962.21 | - | -0.00039 |
| Feb 04, 200 | 1,961.44 | 1,961.44 | 1,961.44 | 1,961.44 | 1,961.44 | - | -7.1E-05 |
| Feb 07, 200 | 1,961.30 | 1,961.30 | 1,961.30 | 1,961.30 | 1,961.30 | - | 0.012258 |
| Feb 08, 200 | 1,985.49 | 1,985.49 | 1,985.49 | 1,985.49 | 1,985.49 | - | -0.02082 |
| Feb 09, 200 | 1,944.57 | 1,944.57 | 1,944.57 | 1,944.57 | 1,944.57 | - | 0.003634 |
| Feb 10, 200 | 1,951.65 | 1,951.65 | 1,951.65 | 1,951.65 | 1,951.65 | - | -0.02109 |
| Feb 11, 200 | 1,910.92 | 1,910.92 | 1,910.92 | 1,910.92 | 1,910.92 | - | 0.00207 |
| Feb 14, 200 | 1,914.88 | 1,914.88 | 1,914.88 | 1,914.88 | 1,914.88 | - | 0.008683 |
| Feb 15, 200 | 1,931.58 | 1,931.58 | 1,931.58 | 1,931.58 | 1,931.58 | - | -0.01013 |
| Feb 16, 200 | 1,912.12 | 1,912.12 | 1,912.12 | 1,912.12 | 1,912.12 | - | 0.000439 |
| Feb 17, 200 | 1,912.96 | 1,912.96 | 1,912.96 | 1,912.96 | 1,912.96 | - | -0.03085 |
| Feb 18, 200 | 1,854.85 | 1,854.85 | 1,854.85 | 1,854.85 | 1,854.85 | - | 0.004524 |
| Feb 22, 200 | 1,863.26 | 1,863.26 | 1,863.26 | 1,863.26 | 1,863.26 | - | 0.006366 |
| Feb 23, 200 | 1,875.16 | 1,875.16 | 1,875.16 | 1,875.16 | 1,875.16 | - | -0.00533 |
| Feb 24, 200 | 1,865.20 | 1,865.20 | 1,865.20 | 1,865.20 | 1,865.20 | - | -0.01485 |
| Feb 25, 200 | 1,837.70 | 1,837.70 | 1,837.70 | 1,837.70 | 1,837.70 | - | 0.011077 |
| Feb 28, 200 | 1,858.17 | 1,858.17 | 1,858.17 | 1,858.17 | 1,858.17 | - | 0.01354 |
| Feb 29, 200 | 1,883.50 | 1,883.50 | 1,883.50 | 1,883.50 | 1,883.50 | - | 0.009517 |
| Mar 01, 20 | 1,901.51 | 1,901.51 | 1,901.51 | 1,901.51 | 1,901.51 | - | 0.001881 |
| Mar 02, 20 | 1,905.09 | 1,905.09 | 1,905.09 | 1,905.09 | 1,905.09 | - | 0.019647 |
| Mar 03, 20 | 1,942.89 | 1,942.89 | 1,942.89 | 1,942.89 | 1,942.89 | - | -0.01266 |
| Mar 06, 20 | 1,918.44 | 1,918.44 | 1,918.44 | 1,918.44 | 1,918.44 | - | -0.02593 |
| Mar 07, 20 | 1,869.33 | 1,869.33 | 1,869.33 | 1,869.33 | 1,869.33 | - | 0.008247 |
| Mar 08, 20 | 1,884.81 | 1,884.81 | 1,884.81 | 1,884.81 | 1,884.81 | - | 0.025303 |
| Mar 09, 20 | 1,933.11 | 1,933.11 | 1,933.11 | 1,933.11 | 1,933.11 | - | -0.00473 |
| Mar 10, 20 | 1,923.98 | 1,923.98 | 1,923.98 | 1,923.98 | 1,923.98 | - | -0.00812 |
| Mar 13, 20 | 1,908.42 | 1,908.42 | 1,908.42 | 1,908.42 | 1,908.42 | - | -0.01783 |
| Mar 14, 20 | 1,874.69 | 1,874.69 | 1,874.69 | 1,874.69 | 1,874.69 | - | 0.024028 |
| Mar 15, 20 | 1,920.28 | 1,920.28 | 1,920.28 | 1,920.28 | 1,920.28 | - | 0.046673 |
| Mar 16, 20 | 2,012.03 | 2,012.03 | 2,012.03 | 2,012.03 | 2,012.03 | - | 0.004107 |
| Mar 17, 20 | 2,020.31 | 2,020.31 | 2,020.31 | 2,020.31 | 2,020.31 | - | -0.00535 |
| Mar 20, 20 | 2,009.53 | 2,009.53 | 2,009.53 | 2,009.53 | 2,009.53 | - | 0.025242 |
| Mar 21, 20 | 2,060.90 | 2,060.90 | 2,060.90 | 2,060.90 | 2,060.90 | - | 0.004536 |
| Mar 22, 20 | 2,070.27 | 2,070.27 | 2,070.27 | 2,070.27 | 2,070.27 | - | 0.017648 |
| Mar 23, 20 | 2,107.13 | 2,107.13 | 2,107.13 | 2,107.13 | 2,107.13 | - | 7.12E-05 |
| Mar 24, 20 | 2,107.28 | 2,107.28 | 2,107.28 | 2,107.28 | 2,107.28 | - | -0.00236 |
| Mar 27, 20 | 2,102.31 | 2,102.31 | 2,102.31 | 2,102.31 | 2,102.31 | - | -0.01063 |
| Mar 28, 20 | 2,080.08 | 2,080.08 | 2,080.08 | 2,080.08 | 2,080.08 | - | 0.000658 |
| Mar 29, 20 | 2,081.45 | 2,081.45 | 2,081.45 | 2,081.45 | 2,081.45 | - | -0.01374 |
| Mar 30, 20 | 2,053.05 | 2,053.05 | 2,053.05 | 2,053.05 | 2,053.05 | - | 0.007139 |
| Mar 31, 20 | 2,067.76 | 2,067.76 | 2,067.76 | 2,067.76 | 2,067.76 | - | 0.004926 |
| Apr 03, 200 | 2,077.97 | 2,077.97 | 2,077.97 | 2,077.97 | 2,077.97 | - | -0.00746 |
| Apr 04, 200 | 2,062.53 | 2,062.53 | 2,062.53 | 2,062.53 | 2,062.53 | - | -0.00487 |
| Apr 05, 200 | 2,052.52 | 2,052.52 | 2,052.52 | 2,052.52 | 2,052.52 | - | 0.009518 |
| Apr 06, 200 | 2,072.15 | 2,072.15 | 2,072.15 | 2,072.15 | 2,072.15 | - | 0.00995 |
| Apr 07, 200 | 2,092.87 | 2,092.87 | 2,092.87 | 2,092.87 | 2,092.87 | - | -0.00787 |

| | | | | | | | |
|---|---|---|---|---|---|---|---|
| Apr 10, 200 | 2,076.46 | 2,076.46 | 2,076.46 | 2,076.46 | 2,076.46 | - | -0.00253 |
| Apr 11, 200 | 2,071.22 | 2,071.22 | 2,071.22 | 2,071.22 | 2,071.22 | - | -0.02245 |
| Apr 12, 200 | 2,025.23 | 2,025.23 | 2,025.23 | 2,025.23 | 2,025.23 | - | -0.01834 |
| Apr 13, 200 | 1,988.43 | 1,988.43 | 1,988.43 | 1,988.43 | 1,988.43 | - | -0.06004 |
| Apr 14, 200 | 1,872.55 | 1,872.55 | 1,872.55 | 1,872.55 | 1,872.55 | - | 0.032548 |
| Apr 17, 200 | 1,934.50 | 1,934.50 | 1,934.50 | 1,934.50 | 1,934.50 | - | 0.028306 |
| Apr 18, 200 | 1,990.04 | 1,990.04 | 1,990.04 | 1,990.04 | 1,990.04 | - | -0.00983 |
| Apr 19, 200 | 1,970.58 | 1,970.58 | 1,970.58 | 1,970.58 | 1,970.58 | - | 0.004951 |
| Apr 20, 200 | 1,980.36 | 1,980.36 | 1,980.36 | 1,980.36 | 1,980.36 | - | -0.00326 |
| Apr 24, 200 | 1,973.91 | 1,973.91 | 1,973.91 | 1,973.91 | 1,973.91 | - | 0.032737 |
| Apr 25, 200 | 2,039.60 | 2,039.60 | 2,039.60 | 2,039.60 | 2,039.60 | - | -0.01112 |
| Apr 26, 200 | 2,017.04 | 2,017.04 | 2,017.04 | 2,017.04 | 2,017.04 | - | 0.002792 |
| Apr 27, 200 | 2,022.68 | 2,022.68 | 2,022.68 | 2,022.68 | 2,022.68 | - | -0.00851 |
| Apr 28, 200 | 2,005.55 | 2,005.55 | 2,005.55 | 2,005.55 | 2,005.55 | - | 0.010836 |
| May 01, 20 | 2,027.40 | 2,027.40 | 2,027.40 | 2,027.40 | 2,027.40 | - | -0.01506 |
| May 02, 20 | 1,997.09 | 1,997.09 | 1,997.09 | 1,997.09 | 1,997.09 | - | -0.02169 |
| May 03, 20 | 1,954.23 | 1,954.23 | 1,954.23 | 1,954.23 | 1,954.23 | - | -0.00389 |
| May 04, 20 | 1,946.65 | 1,946.65 | 1,946.65 | 1,946.65 | 1,946.65 | - | 0.016239 |
| May 05, 20 | 1,978.52 | 1,978.52 | 1,978.52 | 1,978.52 | 1,978.52 | - | -0.00583 |
| May 08, 20 | 1,967.01 | 1,967.01 | 1,967.01 | 1,967.01 | 1,967.01 | - | -0.00843 |
| May 09, 20 | 1,950.50 | 1,950.50 | 1,950.50 | 1,950.50 | 1,950.50 | - | -0.02057 |
| May 10, 20 | 1,910.79 | 1,910.79 | 1,910.79 | 1,910.79 | 1,910.79 | - | 0.017941 |
| May 11, 20 | 1,945.38 | 1,945.38 | 1,945.38 | 1,945.38 | 1,945.38 | - | 0.009317 |
| May 12, 20 | 1,963.59 | 1,963.59 | 1,963.59 | 1,963.59 | 1,963.59 | - | 0.021882 |
| May 15, 20 | 2,007.03 | 2,007.03 | 2,007.03 | 2,007.03 | 2,007.03 | - | 0.009388 |
| May 16, 20 | 2,025.96 | 2,025.96 | 2,025.96 | 2,025.96 | 2,025.96 | - | -0.01243 |
| May 17, 20 | 2,000.94 | 2,000.94 | 2,000.94 | 2,000.94 | 2,000.94 | - | -0.00729 |
| May 18, 20 | 1,986.40 | 1,986.40 | 1,986.40 | 1,986.40 | 1,986.40 | - | -0.02124 |
| May 19, 20 | 1,944.65 | 1,944.65 | 1,944.65 | 1,944.65 | 1,944.65 | - | -0.00444 |
| May 22, 20 | 1,936.04 | 1,936.04 | 1,936.04 | 1,936.04 | 1,936.04 | - | -0.01935 |
| May 23, 20 | 1,898.94 | 1,898.94 | 1,898.94 | 1,898.94 | 1,898.94 | - | 0.018217 |
| May 24, 20 | 1,933.85 | 1,933.85 | 1,933.85 | 1,933.85 | 1,933.85 | - | -0.01258 |
| May 25, 20 | 1,909.67 | 1,909.67 | 1,909.67 | 1,909.67 | 1,909.67 | - | -0.00246 |
| May 26, 20 | 1,904.98 | 1,904.98 | 1,904.98 | 1,904.98 | 1,904.98 | - | 0.03183 |
| May 30, 20 | 1,966.59 | 1,966.59 | 1,966.59 | 1,966.59 | 1,966.59 | - | -0.00111 |
| May 31, 20 | 1,964.40 | 1,964.40 | 1,964.40 | 1,964.40 | 1,964.40 | - | 0.019684 |
| Jun 01, 200 | 2,003.45 | 2,003.45 | 2,003.45 | 2,003.45 | 2,003.45 | - | 0.019446 |
| Jun 02, 200 | 2,042.79 | 2,042.79 | 2,042.79 | 2,042.79 | 2,042.79 | - | -0.00653 |
| Jun 05, 200 | 2,029.50 | 2,029.50 | 2,029.50 | 2,029.50 | 2,029.50 | - | -0.00668 |
| Jun 06, 200 | 2,015.98 | 2,015.98 | 2,015.98 | 2,015.98 | 2,015.98 | - | 0.009346 |
| Jun 07, 200 | 2,034.91 | 2,034.91 | 2,034.91 | 2,034.91 | 2,034.91 | - | -0.00658 |
| Jun 08, 200 | 2,021.56 | 2,021.56 | 2,021.56 | 2,021.56 | 2,021.56 | - | -0.00324 |
| Jun 09, 200 | 2,015.03 | 2,015.03 | 2,015.03 | 2,015.03 | 2,015.03 | - | -0.00753 |
| Jun 12, 200 | 1,999.92 | 1,999.92 | 1,999.92 | 1,999.92 | 1,999.92 | - | 0.016199 |
| Jun 13, 200 | 2,032.58 | 2,032.58 | 2,032.58 | 2,032.58 | 2,032.58 | - | 0.000792 |
| Jun 14, 200 | 2,034.19 | 2,034.19 | 2,034.19 | 2,034.19 | 2,034.19 | - | 0.005554 |
| Jun 15, 200 | 2,045.52 | 2,045.52 | 2,045.52 | 2,045.52 | 2,045.52 | - | -0.00959 |
| Jun 16, 200 | 2,026.00 | 2,026.00 | 2,026.00 | 2,026.00 | 2,026.00 | - | 0.014621 |
| Jun 19, 200 | 2,055.84 | 2,055.84 | 2,055.84 | 2,055.84 | 2,055.84 | - | -0.00678 |
| Jun 20, 200 | 2,041.94 | 2,041.94 | 2,041.94 | 2,041.94 | 2,041.94 | - | 0.002157 |
| Jun 21, 200 | 2,046.35 | 2,046.35 | 2,046.35 | 2,046.35 | 2,046.35 | - | -0.01836 |
| Jun 22, 200 | 2,009.13 | 2,009.13 | 2,009.13 | 2,009.13 | 2,009.13 | - | -0.00739 |
| Jun 23, 200 | 1,994.33 | 1,994.33 | 1,994.33 | 1,994.33 | 1,994.33 | - | 0.009551 |
| Jun 26, 200 | 2,013.47 | 2,013.47 | 2,013.47 | 2,013.47 | 2,013.47 | - | -0.00328 |
| Jun 27, 200 | 2,006.88 | 2,006.88 | 2,006.88 | 2,006.88 | 2,006.88 | - | 0.003085 |
| Jun 28, 200 | 2,013.08 | 2,013.08 | 2,013.08 | 2,013.08 | 2,013.08 | - | -0.00858 |
| Jun 29, 200 | 1,995.89 | 1,995.89 | 1,995.89 | 1,995.89 | 1,995.89 | - | 0.008452 |
| Jun 30, 200 | 2,012.83 | 2,012.83 | 2,012.83 | 2,012.83 | 2,012.83 | - | 0.010256 |
| Jul 03, 200 | 2,033.58 | 2,033.58 | 2,033.58 | 2,033.58 | 2,033.58 | - | -0.0158 |
| Jul 05, 200 | 2,001.71 | 2,001.71 | 2,001.71 | 2,001.71 | 2,001.71 | - | 0.007317 |
| Jul 06, 200 | 2,016.41 | 2,016.41 | 2,016.41 | 2,016.41 | 2,016.41 | - | 0.015149 |
| Jul 07, 200 | 2,047.19 | 2,047.19 | 2,047.19 | 2,047.19 | 2,047.19 | - | -0.00222 |
| Jul 10, 200 | 2,042.65 | 2,042.65 | 2,042.65 | 2,042.65 | 2,042.65 | - | 0.003587 |
| Jul 11, 200 | 2,049.99 | 2,049.99 | 2,049.99 | 2,049.99 | 2,049.99 | - | 0.008162 |
| Jul 12, 200 | 2,066.79 | 2,066.79 | 2,066.79 | 2,066.79 | 2,066.79 | - | 0.001967 |
| Jul 13, 200 | 2,070.86 | 2,070.86 | 2,070.86 | 2,070.86 | 2,070.86 | - | 0.009411 |
| Jul 14, 200 | 2,090.44 | 2,090.44 | 2,090.44 | 2,090.44 | 2,090.44 | - | 0.000335 |
| Jul 17, 200 | 2,091.14 | 2,091.14 | 2,091.14 | 2,091.14 | 2,091.14 | - | -0.01114 |
| Jul 18, 200 | 2,067.97 | 2,067.97 | 2,067.97 | 2,067.97 | 2,067.97 | - | -0.00787 |
| Jul 19, 200 | 2,051.76 | 2,051.76 | 2,051.76 | 2,051.76 | 2,051.76 | - | 0.009145 |
| Jul 20, 200 | 2,070.61 | 2,070.61 | 2,070.61 | 2,070.61 | 2,070.61 | - | -0.01034 |
| Jul 21, 200 | 2,049.31 | 2,049.31 | 2,049.31 | 2,049.31 | 2,049.31 | - | -0.01074 |
| Jul 24, 200 | 2,027.41 | 2,027.41 | 2,027.41 | 2,027.41 | 2,027.41 | - | 0.006931 |
| Jul 25, 200 | 2,041.51 | 2,041.51 | 2,041.51 | 2,041.51 | 2,041.51 | - | -0.01505 |
| Jul 26, 200 | 2,011.01 | 2,011.01 | 2,011.01 | 2,011.01 | 2,011.01 | - | -0.00185 |
| Jul 27, 200 | 2,007.29 | 2,007.29 | 2,007.29 | 2,007.29 | 2,007.29 | - | -0.02068 |
| Jul 28, 200 | 1,966.20 | 1,966.20 | 1,966.20 | 1,966.20 | 1,966.20 | - | 0.007681 |
| Jul 31, 200 | 1,981.36 | 1,981.36 | 1,981.36 | 1,981.36 | 1,981.36 | - | 0.005069 |
| Aug 01, 200 | 1,991.43 | 1,991.43 | 1,991.43 | 1,991.43 | 1,991.43 | - | 0.000492 |
| Aug 02, 200 | 1,992.41 | 1,992.41 | 1,992.41 | 1,992.41 | 1,992.41 | - | 0.009685 |
| Aug 03, 200 | 2,011.80 | 2,011.80 | 2,011.80 | 2,011.80 | 2,011.80 | - | 0.007231 |
| Aug 04, 200 | 2,026.40 | 2,026.40 | 2,026.40 | 2,026.40 | 2,026.40 | - | 0.011159 |
| Aug 07, 200 | 2,049.14 | 2,049.14 | 2,049.14 | 2,049.14 | 2,049.14 | - | 0.002427 |
| Aug 08, 200 | 2,054.12 | 2,054.12 | 2,054.12 | 2,054.12 | 2,054.12 | - | -0.00663 |
| Aug 09, 200 | 2,040.55 | 2,040.55 | 2,040.55 | 2,040.55 | 2,040.55 | - | -0.00847 |
| Aug 10, 200 | 2,023.33 | 2,023.33 | 2,023.33 | 2,023.33 | 2,023.33 | - | 0.007965 |
| Aug 11, 200 | 2,039.51 | 2,039.51 | 2,039.51 | 2,039.51 | 2,039.51 | - | 0.01334 |
| Aug 14, 200 | 2,066.90 | 2,066.90 | 2,066.90 | 2,066.90 | 2,066.90 | - | -0.00479 |
| Aug 15, 200 | 2,057.03 | 2,057.03 | 2,057.03 | 2,057.03 | 2,057.03 | - | -0.00297 |
| Aug 16, 200 | 2,050.93 | 2,050.93 | 2,050.93 | 2,050.93 | 2,050.93 | - | 0.010916 |
| Aug 17, 200 | 2,073.44 | 2,073.44 | 2,073.44 | 2,073.44 | 2,073.44 | - | -0.00288 |
| Aug 18, 200 | 2,067.48 | 2,067.48 | 2,067.48 | 2,067.48 | 2,067.48 | - | 0.005196 |
| Aug 21, 200 | 2,078.25 | 2,078.25 | 2,078.25 | 2,078.25 | 2,078.25 | - | -0.0009 |
| Aug 22, 200 | 2,076.38 | 2,076.38 | 2,076.38 | 2,076.38 | 2,076.38 | - | 0.005293 |
| Aug 23, 200 | 2,087.40 | 2,087.40 | 2,087.40 | 2,087.40 | 2,087.40 | - | 0.001561 |
| Aug 24, 200 | 2,090.66 | 2,090.66 | 2,090.66 | 2,090.66 | 2,090.66 | - | -0.00123 |
| Aug 25, 200 | 2,088.10 | 2,088.10 | 2,088.10 | 2,088.10 | 2,088.10 | - | 0.005073 |
| Aug 28, 200 | 2,098.72 | 2,098.72 | 2,098.72 | 2,098.72 | 2,098.72 | - | -0.00273 |
| Aug 29, 200 | 2,092.99 | 2,092.99 | 2,092.99 | 2,092.99 | 2,092.99 | - | -0.00455 |
| Aug 30, 200 | 2,083.48 | 2,083.48 | 2,083.48 | 2,083.48 | 2,083.48 | - | 0.010005 |
| Aug 31, 200 | 2,104.43 | 2,104.43 | 2,104.43 | 2,104.43 | 2,104.43 | - | 0.002055 |
| Sep 01, 200 | 2,108.76 | 2,108.76 | 2,108.76 | 2,108.76 | 2,108.76 | - | -0.00905 |
| Sep 05, 200 | 2,089.77 | 2,089.77 | 2,089.77 | 2,089.77 | 2,089.77 | - | -0.0098 |
| Sep 06, 200 | 2,069.40 | 2,069.40 | 2,069.40 | 2,069.40 | 2,069.40 | - | 0.006877 |
| Sep 07, 200 | 2,083.68 | 2,083.68 | 2,083.68 | 2,083.68 | 2,083.68 | - | -0.00534 |
| Sep 08, 200 | 2,072.58 | 2,072.58 | 2,072.58 | 2,072.58 | 2,072.58 | - | -0.0035 |
| Sep 11, 200 | 2,065.34 | 2,065.34 | 2,065.34 | 2,065.34 | 2,065.34 | - | -0.00489 |
| Sep 12, 200 | 2,055.26 | 2,055.26 | 2,055.26 | 2,055.26 | 2,055.26 | - | 0.002192 |
| Sep 13, 200 | 2,059.77 | 2,059.77 | 2,059.77 | 2,059.77 | 2,059.77 | - | -0.0027 |
| Sep 14, 200 | 2,054.21 | 2,054.21 | 2,054.21 | 2,054.21 | 2,054.21 | - | -0.01022 |
| Sep 15, 200 | 2,033.32 | 2,033.32 | 2,033.32 | 2,033.32 | 2,033.32 | - | -0.01462 |
| Sep 18, 200 | 2,003.81 | 2,003.81 | 2,003.81 | 2,003.81 | 2,003.81 | - | 0.010603 |
| Sep 19, 200 | 2,025.17 | 2,025.17 | 2,025.17 | 2,025.17 | 2,025.17 | - | -0.00586 |
| Sep 20, 200 | 2,013.34 | 2,013.34 | 2,013.34 | 2,013.34 | 2,013.34 | - | -0.00156 |
| Sep 21, 200 | 2,010.21 | 2,010.21 | 2,010.21 | 2,010.21 | 2,010.21 | - | -0.00022 |
| Sep 22, 200 | 2,009.76 | 2,009.76 | 2,009.76 | 2,009.76 | 2,009.76 | - | -0.00671 |
| Sep 25, 200 | 1,996.32 | 1,996.32 | 1,996.32 | 1,996.32 | 1,996.32 | - | -0.00825 |
| Sep 26, 200 | 1,979.92 | 1,979.92 | 1,979.92 | 1,979.92 | 1,979.92 | - | -0.00031 |
| Sep 27, 200 | 1,979.31 | 1,979.31 | 1,979.31 | 1,979.31 | 1,979.31 | - | 0.021996 |
| Sep 28, 200 | 2,023.33 | 2,023.33 | 2,023.33 | 2,023.33 | 2,023.33 | - | -0.01494 |
| Sep 29, 200 | 1,993.33 | 1,993.33 | 1,993.33 | 1,993.33 | 1,993.33 | - | -0.0002 |
| Oct 02, 200 | 1,992.94 | 1,992.94 | 1,992.94 | 1,992.94 | 1,992.94 | - | -0.0068 |
| Oct 03, 200 | 1,979.44 | 1,979.44 | 1,979.44 | 1,979.44 | 1,979.44 | - | 0.005632 |
| Oct 04, 200 | 1,990.62 | 1,990.62 | 1,990.62 | 1,990.62 | 1,990.62 | - | 0.001546 |
| Oct 05, 200 | 1,993.70 | 1,993.70 | 1,993.70 | 1,993.70 | 1,993.70 | - | -0.01918 |
| Oct 06, 200 | 1,955.82 | 1,955.82 | 1,955.82 | 1,955.82 | 1,955.82 | - | -0.00495 |
| Oct 09, 200 | 1,946.16 | 1,946.16 | 1,946.16 | 1,946.16 | 1,946.16 | - | -0.01072 |
| Oct 10, 200 | 1,925.41 | 1,925.41 | 1,925.41 | 1,925.41 | 1,925.41 | - | -0.01625 |
| Oct 11, 200 | 1,894.37 | 1,894.37 | 1,894.37 | 1,894.37 | 1,894.37 | - | -0.02582 |
| Oct 12, 200 | 1,846.08 | 1,846.08 | 1,846.08 | 1,846.08 | 1,846.08 | - | 0.032839 |
| Oct 13, 200 | 1,907.71 | 1,907.71 | 1,907.71 | 1,907.71 | 1,907.71 | - | 0.00033 |
| Oct 16, 200 | 1,908.34 | 1,908.34 | 1,908.34 | 1,908.34 | 1,908.34 | - | -0.01809 |
| Oct 17, 200 | 1,874.12 | 1,874.12 | 1,874.12 | 1,874.12 | 1,874.12 | - | -0.00576 |
| Oct 18, 200 | 1,863.35 | 1,863.35 | 1,863.35 | 1,863.35 | 1,863.35 | - | 0.034159 |
| Oct 19, 200 | 1,928.10 | 1,928.10 | 1,928.10 | 1,928.10 | 1,928.10 | - | 0.005864 |
| Oct 20, 200 | 1,939.44 | 1,939.44 | 1,939.44 | 1,939.44 | 1,939.44 | - | -0.00082 |
| Oct 23, 200 | 1,937.86 | 1,937.86 | 1,937.86 | 1,937.86 | 1,937.86 | - | 0.001686 |
| Oct 24, 200 | 1,941.13 | 1,941.13 | 1,941.13 | 1,941.13 | 1,941.13 | - | -0.02404 |
| Oct 25, 200 | 1,895.03 | 1,895.03 | 1,895.03 | 1,895.03 | 1,895.03 | - | -0.00032 |
| Oct 26, 200 | 1,894.42 | 1,894.42 | 1,894.42 | 1,894.42 | 1,894.42 | - | 0.011092 |
| Oct 27, 200 | 1,915.55 | 1,915.55 | 1,915.55 | 1,915.55 | 1,915.55 | - | 0.013817 |
| Oct 30, 200 | 1,942.20 | 1,942.20 | 1,942.20 | 1,942.20 | 1,942.20 | - | 0.021752 |
| Oct 31, 200 | 1,984.91 | 1,984.91 | 1,984.91 | 1,984.91 | 1,984.91 | - | -0.00565 |
| Nov 01, 20 | 1,973.72 | 1,973.72 | 1,973.72 | 1,973.72 | 1,973.72 | - | 0.005059 |
| Nov 02, 20 | 1,983.73 | 1,983.73 | 1,983.73 | 1,983.73 | 1,983.73 | - | -0.00112 |
| Nov 03, 20 | 1,981.50 | 1,981.50 | 1,981.50 | 1,981.50 | 1,981.50 | - | 0.003873 |
| Nov 06, 20 | 1,989.19 | 1,989.19 | 1,989.19 | 1,989.19 | 1,989.19 | - | -0.0002 |
| Nov 07, 20 | 1,988.80 | 1,988.80 | 1,988.80 | 1,988.80 | 1,988.80 | - | -0.0158 |
| Nov 08, 20 | 1,957.62 | 1,957.62 | 1,957.62 | 1,957.62 | 1,957.62 | - | -0.00634 |
| Nov 09, 20 | 1,945.24 | 1,945.24 | 1,945.24 | 1,945.24 | 1,945.24 | - | -0.0247 |
| Nov 10, 20 | 1,897.78 | 1,897.78 | 1,897.78 | 1,897.78 | 1,897.78 | - | -0.01074 |
| Nov 13, 20 | 1,877.51 | 1,877.51 | 1,877.51 | 1,877.51 | 1,877.51 | - | 0.023248 |
| Nov 14, 20 | 1,921.67 | 1,921.67 | 1,921.67 | 1,921.67 | 1,921.67 | - | 0.005071 |
| Nov 15, 20 | 1,931.44 | 1,931.44 | 1,931.44 | 1,931.44 | 1,931.44 | - | -0.01263 |
| Nov 16, 20 | 1,907.20 | 1,907.20 | 1,907.20 | 1,907.20 | 1,907.20 | - | -0.00332 |
| Nov 17, 20 | 1,900.88 | 1,900.88 | 1,900.88 | 1,900.88 | 1,900.88 | - | -0.01851 |
| Nov 20, 20 | 1,866.01 | 1,866.01 | 1,866.01 | 1,866.01 | 1,866.01 | - | 0.003589 |
| Nov 21, 20 | 1,872.72 | 1,872.72 | 1,872.72 | 1,872.72 | 1,872.72 | - | -0.01871 |
| Nov 22, 20 | 1,838.00 | 1,838.00 | 1,838.00 | 1,838.00 | 1,838.00 | - | 0.014583 |
| Nov 24, 20 | 1,865.00 | 1,865.00 | 1,865.00 | 1,865.00 | 1,865.00 | - | 0.005353 |
| Nov 27, 20 | 1,875.01 | 1,875.01 | 1,875.01 | 1,875.01 | 1,875.01 | - | -0.00949 |
| Nov 28, 20 | 1,857.30 | 1,857.30 | 1,857.30 | 1,857.30 | 1,857.30 | - | 0.004614 |
| Nov 29, 20 | 1,865.89 | 1,865.89 | 1,865.89 | 1,865.89 | 1,865.89 | - | -0.02029 |
| Nov 30, 20 | 1,828.42 | 1,828.42 | 1,828.42 | 1,828.42 | 1,828.42 | - | 0.000213 |
| Dec 01, 200 | 1,828.81 | 1,828.81 | 1,828.81 | 1,828.81 | 1,828.81 | - | 0.007382 |
| Dec 04, 200 | 1,842.36 | 1,842.36 | 1,842.36 | 1,842.36 | 1,842.36 | - | 0.038195 |
| Dec 05, 200 | 1,914.09 | 1,914.09 | 1,914.09 | 1,914.09 | 1,914.09 | - | -0.01819 |
| Dec 06, 200 | 1,879.58 | 1,879.58 | 1,879.58 | 1,879.58 | 1,879.58 | - | -0.00584 |
| Dec 07, 200 | 1,868.64 | 1,868.64 | 1,868.64 | 1,868.64 | 1,868.64 | - | 0.019423 |
| Dec 08, 200 | 1,905.29 | 1,905.29 | 1,905.29 | 1,905.29 | 1,905.29 | - | 0.007509 |
| Dec 11, 200 | 1,919.65 | 1,919.65 | 1,919.65 | 1,919.65 | 1,919.65 | - | -0.00656 |
| Dec 12, 200 | 1,907.10 | 1,907.10 | 1,907.10 | 1,907.10 | 1,907.10 | - | -0.00799 |
| Dec 13, 200 | 1,891.93 | 1,891.93 | 1,891.93 | 1,891.93 | 1,891.93 | - | -0.0141 |
| Dec 14, 200 | 1,865.45 | 1,865.45 | 1,865.45 | 1,865.45 | 1,865.45 | - | -0.02169 |
| Dec 15, 200 | 1,825.42 | 1,825.42 | 1,825.42 | 1,825.42 | 1,825.42 | - | 0.008053 |
| Dec 18, 200 | 1,840.18 | 1,840.18 | 1,840.18 | 1,840.18 | 1,840.18 | - | -0.01303 |
| Dec 19, 200 | 1,816.36 | 1,816.36 | 1,816.36 | 1,816.36 | 1,816.36 | - | -0.03174 |
| Dec 20, 200 | 1,759.62 | 1,759.62 | 1,759.62 | 1,759.62 | 1,759.62 | - | 0.007976 |
| Dec 21, 200 | 1,773.71 | 1,773.71 | 1,773.71 | 1,773.71 | 1,773.71 | - | 0.024113 |
| Dec 22, 200 | 1,817.00 | 1,817.00 | 1,817.00 | 1,817.00 | 1,817.00 | - | 0.007036 |
| Dec 26, 200 | 1,829.83 | 1,829.83 | 1,829.83 | 1,829.83 | 1,829.83 | - | 0.010606 |
| Dec 27, 200 | 1,849.34 | 1,849.34 | 1,849.34 | 1,849.34 | 1,849.34 | - | 0.004004 |
| Dec 28, 200 | 1,856.76 | 1,856.76 | 1,856.76 | 1,856.76 | 1,856.76 | - | -0.0105 |
| Dec 29, 200 | 1,837.37 | 1,837.37 | 1,837.37 | 1,837.37 | 1,837.37 | - | -0.02844 |
| Jan 02, 200 | 1,785.86 | 1,785.86 | 1,785.86 | 1,785.86 | 1,785.86 | - | 0.049007 |
| Jan 03, 200 | 1,875.56 | 1,875.56 | 1,875.56 | 1,875.56 | 1,875.56 | - | -0.01058 |
| Jan 04, 200 | 1,855.82 | 1,855.82 | 1,855.82 | 1,855.82 | 1,855.82 | - | -0.02659 |
| Jan 05, 200 | 1,807.13 | 1,807.13 | 1,807.13 | 1,807.13 | 1,807.13 | - | -0.00171 |
| Jan 08, 200 | 1,804.04 | 1,804.04 | 1,804.04 | 1,804.04 | 1,804.04 | - | 0.00384 |
| Jan 09, 200 | 1,810.98 | 1,810.98 | 1,810.98 | 1,810.98 | 1,810.98 | - | 0.009628 |
| Jan 10, 200 | 1,828.50 | 1,828.50 | 1,828.50 | 1,828.50 | 1,828.50 | - | 0.010267 |
| Jan 11, 200 | 1,847.37 | 1,847.37 | 1,847.37 | 1,847.37 | 1,847.37 | - | -0.00642 |
| Jan 12, 200 | 1,835.54 | 1,835.54 | 1,835.54 | 1,835.54 | 1,835.54 | - | 0.006294 |
| Jan 16, 200 | 1,847.13 | 1,847.13 | 1,847.13 | 1,847.13 | 1,847.13 | - | 0.002179 |
| Jan 17, 200 | 1,851.16 | 1,851.16 | 1,851.16 | 1,851.16 | 1,851.16 | - | 0.01383 |
| Jan 18, 200 | 1,876.94 | 1,876.94 | 1,876.94 | 1,876.94 | 1,876.94 | - | -0.00404 |
| Jan 19, 200 | 1,869.38 | 1,869.38 | 1,869.38 | 1,869.38 | 1,869.38 | - | 0.000273 |
| Jan 22, 200 | 1,869.89 | 1,869.89 | 1,869.89 | 1,869.89 | 1,869.89 | - | 0.012943 |
| Jan 23, 200 | 1,894.25 | 1,894.25 | 1,894.25 | 1,894.25 | 1,894.25 | - | 0.002878 |
| Jan 24, 200 | 1,899.71 | 1,899.71 | 1,899.71 | 1,899.71 | 1,899.71 | - | -0.00498 |
| Jan 25, 200 | 1,890.27 | 1,890.27 | 1,890.27 | 1,890.27 | 1,890.27 | - | -0.00184 |
| Jan 26, 200 | 1,886.80 | 1,886.80 | 1,886.80 | 1,886.80 | 1,886.80 | - | 0.00684 |
| Jan 29, 200 | 1,899.75 | 1,899.75 | 1,899.75 | 1,899.75 | 1,899.75 | - | 0.007018 |
| Jan 30, 200 | 1,913.13 | 1,913.13 | 1,913.13 | 1,913.13 | 1,913.13 | - | -0.00555 |
| Jan 31, 200 | 1,902.55 | 1,902.55 | 1,902.55 | 1,902.55 | 1,902.55 | - | 0.005535 |
| Feb 01, 200 | 1,913.11 | 1,913.11 | 1,913.11 | 1,913.11 | 1,913.11 | - | -0.01762 |
| Feb 02, 200 | 1,879.69 | 1,879.69 | 1,879.69 | 1,879.69 | 1,879.69 | - | 0.003606 |
| Feb 05, 200 | 1,886.48 | 1,886.48 | 1,886.48 | 1,886.48 | 1,886.48 | - | -0.00146 |
| Feb 06, 200 | 1,883.72 | 1,883.72 | 1,883.72 | 1,883.72 | 1,883.72 | - | -0.00822 |
| Feb 07, 200 | 1,868.29 | 1,868.29 | 1,868.29 | 1,868.29 | 1,868.29 | - | -0.00624 |
| Feb 08, 200 | 1,856.66 | 1,856.66 | 1,856.66 | 1,856.66 | 1,856.66 | - | -0.01339 |
| Feb 09, 200 | 1,831.96 | 1,831.96 | 1,831.96 | 1,831.96 | 1,831.96 | - | 0.01177 |
| Feb 12, 200 | 1,853.65 | 1,853.65 | 1,853.65 | 1,853.65 | 1,853.65 | - | -0.0086 |
| Feb 13, 200 | 1,837.77 | 1,837.77 | 1,837.77 | 1,837.77 | 1,837.77 | - | -0.002 |
| Feb 14, 200 | 1,834.10 | 1,834.10 | 1,834.10 | 1,834.10 | 1,834.10 | - | 0.008172 |
| Feb 15, 200 | 1,849.15 | 1,849.15 | 1,849.15 | 1,849.15 | 1,849.15 | - | -0.01907 |
| Feb 16, 200 | 1,814.22 | 1,814.22 | 1,814.22 | 1,814.22 | 1,814.22 | - | -0.0175 |
| Feb 20, 200 | 1,782.75 | 1,782.75 | 1,782.75 | 1,782.75 | 1,782.75 | - | -0.01862 |
| Feb 21, 200 | 1,749.86 | 1,749.86 | 1,749.86 | 1,749.86 | 1,749.86 | - | -0.00192 |
| Feb 22, 200 | 1,746.50 | 1,746.50 | 1,746.50 | 1,746.50 | 1,746.50 | - | -0.00556 |
| Feb 23, 200 | 1,736.82 | 1,736.82 | 1,736.82 | 1,736.82 | 1,736.82 | - | 0.017391 |
| Feb 26, 200 | 1,767.29 | 1,767.29 | 1,767.29 | 1,767.29 | 1,767.29 | - | -0.00762 |
| Feb 27, 200 | 1,753.88 | 1,753.88 | 1,753.88 | 1,753.88 | 1,753.88 | - | -0.01424 |
| Feb 28, 200 | 1,729.08 | 1,729.08 | 1,729.08 | 1,729.08 | 1,729.08 | - | 0.001064 |
| Mar 01, 20 | 1,730.92 | 1,730.92 | 1,730.92 | 1,730.92 | 1,730.92 | - | -0.0057 |
| Mar 02, 20 | 1,721.09 | 1,721.09 | 1,721.09 | 1,721.09 | 1,721.09 | - | 0.005984 |
| Mar 05, 20 | 1,731.42 | 1,731.42 | 1,731.42 | 1,731.42 | 1,731.42 | - | 0.009954 |
| Mar 06, 20 | 1,748.74 | 1,748.74 | 1,748.74 | 1,748.74 | 1,748.74 | - | 0.006623 |
| Mar 07, 20 | 1,760.36 | 1,760.36 | 1,760.36 | 1,760.36 | 1,760.36 | - | 0.002287 |
| Mar 08, 20 | 1,764.39 | 1,764.39 | 1,764.39 | 1,764.39 | 1,764.39 | - | -0.02507 |
| Mar 09, 20 | 1,720.71 | 1,720.71 | 1,720.71 | 1,720.71 | 1,720.71 | - | -0.04413 |
| Mar 12, 20 | 1,646.42 | 1,646.42 | 1,646.42 | 1,646.42 | 1,646.42 | - | 0.014933 |
| Mar 13, 20 | 1,671.19 | 1,671.19 | 1,671.19 | 1,671.19 | 1,671.19 | - | -0.02617 |
| Mar 14, 20 | 1,628.02 | 1,628.02 | 1,628.02 | 1,628.02 | 1,628.02 | - | 0.005873 |
| Mar 15, 20 | 1,637.61 | 1,637.61 | 1,637.61 | 1,637.61 | 1,637.61 | - | -0.01982 |
| Mar 16, 20 | 1,605.48 | 1,605.48 | 1,605.48 | 1,605.48 | 1,605.48 | - | 0.017492 |
| Mar 19, 20 | 1,633.81 | 1,633.81 | 1,633.81 | 1,633.81 | 1,633.81 | - | -0.02435 |
| Mar 20, 20 | 1,594.50 | 1,594.50 | 1,594.50 | 1,594.50 | 1,594.50 | - | -0.01805 |
| Mar 21, 20 | 1,565.98 | 1,565.98 | 1,565.98 | 1,565.98 | 1,565.98 | - | -0.00405 |
| Mar 22, 20 | 1,559.65 | 1,559.65 | 1,559.65 | 1,559.65 | 1,559.65 | - | 0.019713 |
| Mar 23, 20 | 1,590.70 | 1,590.70 | 1,590.70 | 1,590.70 | 1,590.70 | - | 0.011221 |
| Mar 26, 20 | 1,608.65 | 1,608.65 | 1,608.65 | 1,608.65 | 1,608.65 | - | 0.025253 |
| Mar 27, 20 | 1,649.79 | 1,649.79 | 1,649.79 | 1,649.79 | 1,649.79 | - | -0.02462 |
| Mar 28, 20 | 1,609.67 | 1,609.67 | 1,609.67 | 1,609.67 | 1,609.67 | - | -0.00461 |
| Mar 29, 20 | 1,602.26 | 1,602.26 | 1,602.26 | 1,602.26 | 1,602.26 | - | 0.010727 |
| Mar 30, 20 | 1,619.54 | 1,619.54 | 1,619.54 | 1,619.54 | 1,619.54 | - | -0.01254 |
| Apr 02, 200 | 1,599.36 | 1,599.36 | 1,599.36 | 1,599.36 | 1,599.36 | - | -0.035 |
| Apr 03, 200 | 1,544.35 | 1,544.35 | 1,544.35 | 1,544.35 | 1,544.35 | - | -0.00271 |
| Apr 04, 200 | 1,540.17 | 1,540.17 | 1,540.17 | 1,540.17 | 1,540.17 | - | 0.042762 |
| Apr 05, 200 | 1,607.46 | 1,607.46 | 1,607.46 | 1,607.46 | 1,607.46 | - | -0.01995 |
| Apr 06, 200 | 1,575.71 | 1,575.71 | 1,575.71 | 1,575.71 | 1,575.71 | - | 0.008084 |
| Apr 09, 200 | 1,588.50 | 1,588.50 | 1,588.50 | 1,588.50 | 1,588.50 | - | 0.026826 |
| Apr 10, 200 | 1,631.69 | 1,631.69 | 1,631.69 | 1,631.69 | 1,631.69 | - | -0.00212 |
| Apr 11, 200 | 1,628.23 | 1,628.23 | 1,628.23 | 1,628.23 | 1,628.23 | - | 0.014995 |
| Apr 12, 200 | 1,652.83 | 1,652.83 | 1,652.83 | 1,652.83 | 1,652.83 | - | -0.00323 |
| Apr 16, 200 | 1,647.50 | 1,647.50 | 1,647.50 | 1,647.50 | 1,647.50 | - | 0.01023 |
| Apr 17, 200 | 1,664.44 | 1,664.44 | 1,664.44 | 1,664.44 | 1,664.44 | - | 0.038205 |
| Apr 18, 200 | 1,729.26 | 1,729.26 | 1,729.26 | 1,729.26 | 1,729.26 | - | 0.012482 |
| Apr 19, 200 | 1,750.98 | 1,750.98 | 1,750.98 | 1,750.98 | 1,750.98 | - | -0.00858 |
| Apr 20, 200 | 1,736.02 | 1,736.02 | 1,736.02 | 1,736.02 | 1,736.02 | - | -0.0151 |
| Apr 23, 200 | 1,710.01 | 1,710.01 | 1,710.01 | 1,710.01 | 1,710.01 | - | -0.01223 |
| Apr 24, 200 | 1,689.23 | 1,689.23 | 1,689.23 | 1,689.23 | 1,689.23 | - | 0.015822 |
| Apr 25, 200 | 1,716.17 | 1,716.17 | 1,716.17 | 1,716.17 | 1,716.17 | - | 0.004773 |
| Apr 26, 200 | 1,724.38 | 1,724.38 | 1,724.38 | 1,724.38 | 1,724.38 | - | 0.014931 |
| Apr 27, 200 | 1,750.32 | 1,750.32 | 1,750.32 | 1,750.32 | 1,750.32 | - | -0.00282 |
| Apr 30, 200 | 1,745.39 | 1,745.39 | 1,745.39 | 1,745.39 | 1,745.39 | - | 0.013504 |
| May 01, 20 | 1,769.12 | 1,769.12 | 1,769.12 | 1,769.12 | 1,769.12 | - | 0.00087 |
| May 02, 20 | 1,770.66 | 1,770.66 | 1,770.66 | 1,770.66 | 1,770.66 | - | -0.01486 |
| May 03, 20 | 1,744.54 | 1,744.54 | 1,744.54 | 1,744.54 | 1,744.54 | - | 0.014364 |
| May 04, 20 | 1,769.78 | 1,769.78 | 1,769.78 | 1,769.78 | 1,769.78 | - | -0.00243 |
| May 07, 20 | 1,765.49 | 1,765.49 | 1,765.49 | 1,765.49 | 1,765.49 | - | -0.00175 |
| May 08, 20 | 1,762.41 | 1,762.41 | 1,762.41 | 1,762.41 | 1,762.41 | - | -0.00437 |
| May 09, 20 | 1,754.72 | 1,754.72 | 1,754.72 | 1,754.72 | 1,754.72 | - | -0.00015 |
| May 10, 20 | 1,754.46 | 1,754.46 | 1,754.46 | 1,754.46 | 1,754.46 | - | -0.00751 |
| May 11, 20 | 1,741.33 | 1,741.33 | 1,741.33 | 1,741.33 | 1,741.33 | - | 0.002684 |
| May 14, 20 | 1,746.01 | 1,746.01 | 1,746.01 | 1,746.01 | 1,746.01 | - | 0.000424 |
| May 15, 20 | 1,746.75 | 1,746.75 | 1,746.75 | 1,746.75 | 1,746.75 | - | 0.028206 |
| May 16, 20 | 1,796.72 | 1,796.72 | 1,796.72 | 1,796.72 | 1,796.72 | - | 0.002729 |
| May 17, 20 | 1,801.63 | 1,801.63 | 1,801.63 | 1,801.63 | 1,801.63 | - | 0.002882 |
| May 18, 20 | 1,806.83 | 1,806.83 | 1,806.83 | 1,806.83 | 1,806.83 | - | 0.016026 |
| May 21, 20 | 1,836.02 | 1,836.02 | 1,836.02 | 1,836.02 | 1,836.02 | - | -0.00263 |
| May 22, 20 | 1,831.20 | 1,831.20 | 1,831.20 | 1,831.20 | 1,831.20 | - | -0.01561 |
| May 23, 20 | 1,802.84 | 1,802.84 | 1,802.84 | 1,802.84 | 1,802.84 | - | 0.003212 |
| May 24, 20 | 1,808.64 | 1,808.64 | 1,808.64 | 1,808.64 | 1,808.64 | - | -0.01188 |
| May 25, 20 | 1,787.28 | 1,787.28 | 1,787.28 | 1,787.28 | 1,787.28 | - | -0.00776 |
| May 29, 20 | 1,773.46 | 1,773.46 | 1,773.46 | 1,773.46 | 1,773.46 | - | -0.01554 |
| May 30, 20 | 1,746.11 | 1,746.11 | 1,746.11 | 1,746.11 | 1,746.11 | - | 0.006269 |
| May 31, 20 | 1,757.09 | 1,757.09 | 1,757.09 | 1,757.09 | 1,757.09 | - | 0.003851 |
| Jun 01, 200 | 1,763.87 | 1,763.87 | 1,763.87 | 1,763.87 | 1,763.87 | - | 0.005118 |
| Jun 04, 200 | 1,772.92 | 1,772.92 | 1,772.92 | 1,772.92 | 1,772.92 | - | 0.012912 |
| Jun 05, 200 | 1,795.96 | 1,795.96 | 1,795.96 | 1,795.96 | 1,795.96 | - | -0.01047 |
| Jun 06, 200 | 1,777.25 | 1,777.25 | 1,777.25 | 1,777.25 | 1,777.25 | - | 0.005465 |
| Jun 07, 200 | 1,786.99 | 1,786.99 | 1,786.99 | 1,786.99 | 1,786.99 | - | -0.00943 |
| Jun 08, 200 | 1,770.21 | 1,770.21 | 1,770.21 | 1,770.21 | 1,770.21 | - | -0.00838 |
| Jun 11, 200 | 1,755.43 | 1,755.43 | 1,755.43 | 1,755.43 | 1,755.43 | - | 0.001167 |
| Jun 12, 200 | 1,757.48 | 1,757.48 | 1,757.48 | 1,757.48 | 1,757.48 | - | -0.01118 |
| Jun 13, 200 | 1,737.94 | 1,737.94 | 1,737.94 | 1,737.94 | 1,737.94 | - | -0.01764 |
| Jun 14, 200 | 1,707.56 | 1,707.56 | 1,707.56 | 1,707.56 | 1,707.56 | - | -0.00453 |
| Jun 15, 200 | 1,699.85 | 1,699.85 | 1,699.85 | 1,699.85 | 1,699.85 | - | -0.00487 |
| Jun 18, 200 | 1,691.59 | 1,691.59 | 1,691.59 | 1,691.59 | 1,691.59 | - | 0.003435 |
| Jun 19, 200 | 1,697.41 | 1,697.41 | 1,697.41 | 1,697.41 | 1,697.41 | - | 0.008711 |
| Jun 20, 200 | 1,712.26 | 1,712.26 | 1,712.26 | 1,712.26 | 1,712.26 | - | 0.011318 |
| Jun 21, 200 | 1,731.75 | 1,731.75 | 1,731.75 | 1,731.75 | 1,731.75 | - | -0.00949 |
| Jun 22, 200 | 1,715.39 | 1,715.39 | 1,715.39 | 1,715.39 | 1,715.39 | - | -0.00552 |
| Jun 25, 200 | 1,705.94 | 1,705.94 | 1,705.94 | 1,705.94 | 1,705.94 | - | -0.00151 |
| Jun 26, 200 | 1,703.37 | 1,703.37 | 1,703.37 | 1,703.37 | 1,703.37 | - | -0.00457 |
| Jun 27, 200 | 1,695.61 | 1,695.61 | 1,695.61 | 1,695.61 | 1,695.61 | - | 0.012425 |
| Jun 28, 200 | 1,716.81 | 1,716.81 | 1,716.81 | 1,716.81 | 1,716.81 | - | -0.00145 |
| Jun 29, 200 | 1,714.32 | 1,714.32 | 1,714.32 | 1,714.32 | 1,714.32 | - | 0.009989 |
| Jul 02, 200 | 1,731.53 | 1,731.53 | 1,731.53 | 1,731.53 | 1,731.53 | - | -0.00166 |
| Jul 03, 200 | 1,728.65 | 1,728.65 | 1,728.65 | 1,728.65 | 1,728.65 | - | -0.01221 |
| Jul 05, 200 | 1,707.68 | 1,707.68 | 1,707.68 | 1,707.68 | 1,707.68 | - | -0.02357 |
| Jul 06, 200 | 1,667.90 | 1,667.90 | 1,667.90 | 1,667.90 | 1,667.90 | - | 0.006871 |
| Jul 09, 200 | 1,679.40 | 1,679.40 | 1,679.40 | 1,679.40 | 1,679.40 | - | -0.01445 |
| Jul 10, 200 | 1,655.31 | 1,655.31 | 1,655.31 | 1,655.31 | 1,655.31 | - | -0.00107 |
| Jul 11, 200 | 1,653.54 | 1,653.54 | 1,653.54 | 1,653.54 | 1,653.54 | - | 0.023424 |
| Jul 12, 200 | 1,692.73 | 1,692.73 | 1,692.73 | 1,692.73 | 1,692.73 | - | 0.006231 |
| Jul 13, 200 | 1,703.31 | 1,703.31 | 1,703.31 | 1,703.31 | 1,703.31 | - | -0.01094 |
| Jul 16, 200 | 1,684.77 | 1,684.77 | 1,684.77 | 1,684.77 | 1,684.77 | - | 0.009922 |
| Jul 17, 200 | 1,701.57 | 1,701.57 | 1,701.57 | 1,701.57 | 1,701.57 | - | -0.00548 |
| Jul 18, 200 | 1,692.27 | 1,692.27 | 1,692.27 | 1,692.27 | 1,692.27 | - | 0.006039 |
| Jul 19, 200 | 1,702.52 | 1,702.52 | 1,702.52 | 1,702.52 | 1,702.52 | - | -0.00344 |
| Jul 20, 200 | 1,696.67 | 1,696.67 | 1,696.67 | 1,696.67 | 1,696.67 | - | -0.0165 |
| Jul 23, 200 | 1,668.90 | 1,668.90 | 1,668.90 | 1,668.90 | 1,668.90 | - | -0.0164 |
| Jul 24, 200 | 1,641.76 | 1,641.76 | 1,641.76 | 1,641.76 | 1,641.76 | - | 0.015952 |
| Jul 25, 200 | 1,668.16 | 1,668.16 | 1,668.16 | 1,668.16 | 1,668.16 | - | 0.010412 |
| Jul 26, 200 | 1,685.62 | 1,685.62 | 1,685.62 | 1,685.62 | 1,685.62 | - | 0.002471 |
| Jul 27, 200 | 1,689.79 | 1,689.79 | 1,689.79 | 1,689.79 | 1,689.79 | - | -0.00104 |
| Jul 30, 200 | 1,688.03 | 1,688.03 | 1,688.03 | 1,688.03 | 1,688.03 | - | 0.005565 |
| Jul 31, 200 | 1,697.45 | 1,697.45 | 1,697.45 | 1,697.45 | 1,697.45 | - | 0.003992 |
| Aug 01, 200 | 1,704.24 | 1,704.24 | 1,704.24 | 1,704.24 | 1,704.24 | - | 0.004058 |
| Aug 02, 200 | 1,711.17 | 1,711.17 | 1,711.17 | 1,711.17 | 1,711.17 | - | -0.00512 |
| Aug 03, 200 | 1,702.43 | 1,702.43 | 1,702.43 | 1,702.43 | 1,702.43 | - | -0.01146 |
| Aug 06, 200 | 1,683.03 | 1,683.03 | 1,683.03 | 1,683.03 | 1,683.03 | - | 0.003304 |
| Aug 07, 200 | 1,688.60 | 1,688.60 | 1,688.60 | 1,688.60 | 1,688.60 | - | -0.01734 |
| Aug 08, 200 | 1,659.58 | 1,659.58 | 1,659.58 | 1,659.58 | 1,659.58 | - | 0.000108 |
| Aug 09, 200 | 1,659.76 | 1,659.76 | 1,659.76 | 1,659.76 | 1,659.76 | - | 0.005677 |
| Aug 10, 200 | 1,669.21 | 1,669.21 | 1,669.21 | 1,669.21 | 1,669.21 | - | 0.001048 |
| Aug 13, 200 | 1,670.96 | 1,670.96 | 1,670.96 | 1,670.96 | 1,670.96 | - | -0.00381 |
| Aug 14, 200 | 1,664.61 | 1,664.61 | 1,664.61 | 1,664.61 | 1,664.61 | - | -0.00717 |
| Aug 15, 200 | 1,652.71 | 1,652.71 | 1,652.71 | 1,652.71 | 1,652.71 | - | 0.003123 |
| Aug 16, 200 | 1,657.88 | 1,657.88 | 1,657.88 | 1,657.88 | 1,657.88 | - | -0.01674 |
| Aug 17, 200 | 1,630.35 | 1,630.35 | 1,630.35 | 1,630.35 | 1,630.35 | - | 0.008088 |
| Aug 20, 200 | 1,643.59 | 1,643.59 | 1,643.59 | 1,643.59 | 1,643.59 | - | -0.01215 |
| Aug 21, 200 | 1,623.74 | 1,623.74 | 1,623.74 | 1,623.74 | 1,623.74 | - | 0.007009 |
| Aug 22, 200 | 1,635.16 | 1,635.16 | 1,635.16 | 1,635.16 | 1,635.16 | - | -0.00275 |
| Aug 23, 200 | 1,630.67 | 1,630.67 | 1,630.67 | 1,630.67 | 1,630.67 | - | 0.019476 |
| Aug 24, 200 | 1,662.74 | 1,662.74 | 1,662.74 | 1,662.74 | 1,662.74 | - | -0.00484 |
| Aug 27, 200 | 1,654.72 | 1,654.72 | 1,654.72 | 1,654.72 | 1,654.72 | - | -0.01511 |
| Aug 28, 200 | 1,629.91 | 1,629.91 | 1,629.91 | 1,629.91 | 1,629.91 | - | -0.01102 |
| Aug 29, 200 | 1,612.05 | 1,612.05 | 1,612.05 | 1,612.05 | 1,612.05 | - | -0.01707 |
| Aug 30, 200 | 1,584.77 | 1,584.77 | 1,584.77 | 1,584.77 | 1,584.77 | - | 0.004037 |
| Aug 31, 200 | 1,591.18 | 1,591.18 | 1,591.18 | 1,591.18 | 1,591.18 | - | -0.00056 |
| Sep 04, 200 | 1,590.29 | 1,590.29 | 1,590.29 | 1,590.29 | 1,590.29 | - | -0.00086 |
| Sep 05, 200 | 1,588.93 | 1,588.93 | 1,588.93 | 1,588.93 | 1,588.93 | - | -0.02261 |
| Sep 06, 200 | 1,553.41 | 1,553.41 | 1,553.41 | 1,553.41 | 1,553.41 | - | -0.01881 |
| Sep 07, 200 | 1,524.47 | 1,524.47 | 1,524.47 | 1,524.47 | 1,524.47 | - | 0.006219 |
| Sep 10, 200 | 1,533.98 | 1,533.98 | 1,533.98 | 1,533.98 | 1,533.98 | - | -0.05011 |
| Sep 17, 200 | 1,459.00 | 1,459.00 | 1,459.00 | 1,459.00 | 1,459.00 | - | -0.00582 |
| Sep 18, 200 | 1,450.54 | 1,450.54 | 1,450.54 | 1,450.54 | 1,450.54 | - | -0.01619 |
| Sep 19, 200 | 1,427.25 | 1,427.25 | 1,427.25 | 1,427.25 | 1,427.25 | - | -0.03155 |
| Sep 20, 200 | 1,382.93 | 1,382.93 | 1,382.93 | 1,382.93 | 1,382.93 | - | -0.01922 |
| Sep 21, 200 | 1,356.61 | 1,356.61 | 1,356.61 | 1,356.61 | 1,356.61 | - | 0.038246 |
| Sep 24, 200 | 1,409.50 | 1,409.50 | 1,409.50 | 1,409.50 | 1,409.50 | - | 0.008766 |
| Sep 25, 200 | 1,421.91 | 1,421.91 | 1,421.91 | 1,421.91 | 1,421.91 | - | -0.00486 |
| Sep 26, 200 | 1,415.01 | 1,415.01 | 1,415.01 | 1,415.01 | 1,415.01 | - | 0.01144 |
| Sep 27, 200 | 1,431.29 | 1,431.29 | 1,431.29 | 1,431.29 | 1,431.29 | - | 0.021701 |
| Sep 28, 200 | 1,462.69 | 1,462.69 | 1,462.69 | 1,462.69 | 1,462.69 | - | -0.0023 |
| Oct 01, 200 | 1,459.33 | 1,459.33 | 1,459.33 | 1,459.33 | 1,459.33 | - | 0.012232 |
| Oct 02, 200 | 1,477.29 | 1,477.29 | 1,477.29 | 1,477.29 | 1,477.29 | - | 0.019931 |
| Oct 03, 200 | 1,507.03 | 1,507.03 | 1,507.03 | 1,507.03 | 1,507.03 | - | -0.00247 |
| Oct 04, 200 | 1,503.31 | 1,503.31 | 1,503.31 | 1,503.31 | 1,503.31 | - | 0.001861 |
| Oct 05, 200 | 1,506.11 | 1,506.11 | 1,506.11 | 1,506.11 | 1,506.11 | - | -0.00838 |
| Oct 08, 200 | 1,493.54 | 1,493.54 | 1,493.54 | 1,493.54 | 1,493.54 | - | -0.00531 |
| Oct 09, 200 | 1,485.63 | 1,485.63 | 1,485.63 | 1,485.63 | 1,485.63 | - | 0.02272 |
| Oct 10, 200 | 1,519.77 | 1,519.77 | 1,519.77 | 1,519.77 | 1,519.77 | - | 0.015157 |
| Oct 11, 200 | 1,542.98 | 1,542.98 | 1,542.98 | 1,542.98 | 1,542.98 | - | -0.00528 |
| Oct 12, 200 | 1,534.86 | 1,534.86 | 1,534.86 | 1,534.86 | 1,534.86 | - | -0.00153 |
| Oct 15, 200 | 1,532.52 | 1,532.52 | 1,532.52 | 1,532.52 | 1,532.52 | - | 0.006912 |
| Oct 16, 200 | 1,543.15 | 1,543.15 | 1,543.15 | 1,543.15 | 1,543.15 | - | -0.01874 |
| Oct 17, 200 | 1,514.50 | 1,514.50 | 1,514.50 | 1,514.50 | 1,514.50 | - | -0.00788 |
| Oct 18, 200 | 1,502.61 | 1,502.61 | 1,502.61 | 1,502.61 | 1,502.61 | - | 0.004548 |
| Oct 19, 200 | 1,509.46 | 1,509.46 | 1,509.46 | 1,509.46 | 1,509.46 | - | 0.015181 |
| Oct 22, 200 | 1,532.55 | 1,532.55 | 1,532.55 | 1,532.55 | 1,532.55 | - | -0.00471 |
| Oct 23, 200 | 1,525.35 | 1,525.35 | 1,525.35 | 1,525.35 | 1,525.35 | - | 0.0004 |
| Oct 24, 200 | 1,525.96 | 1,525.96 | 1,525.96 | 1,525.96 | 1,525.96 | - | 0.013629 |
| Oct 25, 200 | 1,546.90 | 1,546.90 | 1,546.90 | 1,546.90 | 1,546.90 | - | 0.004103 |
| Oct 26, 200 | 1,553.26 | 1,553.26 | 1,553.26 | 1,553.26 | 1,553.26 | - | -0.02402 |
| Oct 29, 200 | 1,516.39 | 1,516.39 | 1,516.39 | 1,516.39 | 1,516.39 | - | -0.01726 |
| Oct 30, 200 | 1,490.44 | 1,490.44 | 1,490.44 | 1,490.44 | 1,490.44 | - | 9.39E-05 |
| Oct 31, 200 | 1,490.58 | 1,490.58 | 1,490.58 | 1,490.58 | 1,490.58 | - | 0.022803 |
| Nov 01, 20 | 1,524.96 | 1,524.96 | 1,524.96 | 1,524.96 | 1,524.96 | - | 0.002875 |
| Nov 02, 20 | 1,529.35 | 1,529.35 | 1,529.35 | 1,529.35 | 1,529.35 | - | 0.014308 |
| Nov 05, 20 | 1,551.39 | 1,551.39 | 1,551.39 | 1,551.39 | 1,551.39 | - | 0.014424 |
| Nov 06, 20 | 1,573.93 | 1,573.93 | 1,573.93 | 1,573.93 | 1,573.93 | - | -0.0024 |
| Nov 07, 20 | 1,570.16 | 1,570.16 | 1,570.16 | 1,570.16 | 1,570.16 | - | 0.0025 |
| Nov 08, 20 | 1,574.09 | 1,574.09 | 1,574.09 | 1,574.09 | 1,574.09 | - | 0.0016 |
| Nov 09, 20 | 1,576.61 | 1,576.61 | 1,576.61 | 1,576.61 | 1,576.61 | - | -0.00177 |
| Nov 12, 20 | 1,573.82 | 1,573.82 | 1,573.82 | 1,573.82 | 1,573.82 | - | 0.018546 |
| Nov 13, 20 | 1,603.28 | 1,603.28 | 1,603.28 | 1,603.28 | 1,603.28 | - | 0.002094 |
| Nov 14, 20 | 1,606.64 | 1,606.64 | 1,606.64 | 1,606.64 | 1,606.64 | - | 0.000902 |
| Nov 15, 20 | 1,608.09 | 1,608.09 | 1,608.09 | 1,608.09 | 1,608.09 | - | -0.00306 |
| Nov 16, 20 | 1,603.17 | 1,603.17 | 1,603.17 | 1,603.17 | 1,603.17 | - | 0.010851 |
| Nov 19, 20 | 1,620.66 | 1,620.66 | 1,620.66 | 1,620.66 | 1,620.66 | - | -0.00728 |
| Nov 20, 20 | 1,608.90 | 1,608.90 | 1,608.90 | 1,608.90 | 1,608.90 | - | -0.00491 |
| Nov 21, 20 | 1,601.02 | 1,601.02 | 1,601.02 | 1,601.02 | 1,601.02 | - | 0.011649 |
| Nov 23, 20 | 1,619.78 | 1,619.78 | 1,619.78 | 1,619.78 | 1,619.78 | - | 0.006142 |
| Nov 26, 20 | 1,629.76 | 1,629.76 | 1,629.76 | 1,629.76 | 1,629.76 | - | -0.00686 |
| Nov 27, 20 | 1,618.62 | 1,618.62 | 1,618.62 | 1,618.62 | 1,618.62 | - | -0.01823 |
| Nov 28, 20 | 1,589.38 | 1,589.38 | 1,589.38 | 1,589.38 | 1,589.38 | - | 0.010396 |
| Nov 29, 20 | 1,605.99 | 1,605.99 | 1,605.99 | 1,605.99 | 1,605.99 | - | -0.00067 |
| Nov 30, 20 | 1,604.92 | 1,604.92 | 1,604.92 | 1,604.92 | 1,604.92 | - | -0.00841 |
| Dec 03, 200 | 1,591.48 | 1,591.48 | 1,591.48 | 1,591.48 | 1,591.48 | - | 0.013103 |
| Dec 04, 200 | 1,612.47 | 1,612.47 | 1,612.47 | 1,612.47 | 1,612.47 | - | 0.022402 |
| Dec 05, 200 | 1,649.00 | 1,649.00 | 1,649.00 | 1,649.00 | 1,649.00 | - | -0.00274 |
| Dec 06, 200 | 1,644.48 | 1,644.48 | 1,644.48 | 1,644.48 | 1,644.48 | - | -0.00756 |
| Dec 07, 200 | 1,632.10 | 1,632.10 | 1,632.10 | 1,632.10 | 1,632.10 | - | -0.01598 |
| Dec 10, 200 | 1,606.23 | 1,606.23 | 1,606.23 | 1,606.23 | 1,606.23 | - | -0.00279 |
| Dec 11, 200 | 1,601.76 | 1,601.76 | 1,601.76 | 1,601.76 | 1,601.76 | - | 0.000431 |
| Dec 12, 200 | 1,602.45 | 1,602.45 | 1,602.45 | 1,602.45 | 1,602.45 | - | -0.01564 |
| Dec 13, 200 | 1,577.58 | 1,577.58 | 1,577.58 | 1,577.58 | 1,577.58 | - | 0.00331 |
| Dec 14, 200 | 1,582.81 | 1,582.81 | 1,582.81 | 1,582.81 | 1,582.81 | - | 0.010014 |
| Dec 17, 200 | 1,598.74 | 1,598.74 | 1,598.74 | 1,598.74 | 1,598.74 | - | 0.007534 |
| Dec 18, 200 | 1,610.83 | 1,610.83 | 1,610.83 | 1,610.83 | 1,610.83 | - | 0.005843 |
| Dec 19, 200 | 1,620.27 | 1,620.27 | 1,620.27 | 1,620.27 | 1,620.27 | - | -0.00827 |
| Dec 20, 200 | 1,606.92 | 1,606.92 | 1,606.92 | 1,606.92 | 1,606.92 | - | 0.004359 |
| Dec 21, 200 | 1,613.94 | 1,613.94 | 1,613.94 | 1,613.94 | 1,613.94 | - | -0.00021 |
| Dec 24, 200 | 1,613.60 | 1,613.60 | 1,613.60 | 1,613.60 | 1,613.60 | - | 0.004119 |
| Dec 26, 200 | 1,620.26 | 1,620.26 | 1,620.26 | 1,620.26 | 1,620.26 | - | 0.00703 |
| Dec 27, 200 | 1,631.69 | 1,631.69 | 1,631.69 | 1,631.69 | 1,631.69 | - | 0.00339 |
| Dec 28, 200 | 1,637.23 | 1,637.23 | 1,637.23 | 1,637.23 | 1,637.23 | - | -0.01121 |
| Dec 31, 200 | 1,618.98 | 1,618.98 | 1,618.98 | 1,618.98 | 1,618.98 | - | 0.005869 |
| Jan 02, 200 | 1,628.51 | 1,628.51 | 1,628.51 | 1,628.51 | 1,628.51 | - | 0.00915 |
| Jan 03, 200 | 1,643.48 | 1,643.48 | 1,643.48 | 1,643.48 | 1,643.48 | - | 0.006193 |
| Jan 04, 200 | 1,653.69 | 1,653.69 | 1,653.69 | 1,653.69 | 1,653.69 | - | -0.00652 |
| Jan 07, 200 | 1,642.95 | 1,642.95 | 1,642.95 | 1,642.95 | 1,642.95 | - | -0.00333 |
| Jan 08, 200 | 1,637.48 | 1,637.48 | 1,637.48 | 1,637.48 | 1,637.48 | - | -0.00476 |
| Jan 09, 200 | 1,629.70 | 1,629.70 | 1,629.70 | 1,629.70 | 1,629.70 | - | 0.001239 |
| Jan 10, 200 | 1,631.72 | 1,631.72 | 1,631.72 | 1,631.72 | 1,631.72 | - | -0.00946 |
| Jan 11, 200 | 1,616.35 | 1,616.35 | 1,616.35 | 1,616.35 | 1,616.35 | - | -0.0063 |
| Jan 14, 200 | 1,606.20 | 1,606.20 | 1,606.20 | 1,606.20 | 1,606.20 | - | 0.006813 |
| Jan 15, 200 | 1,617.18 | 1,617.18 | 1,617.18 | 1,617.18 | 1,617.18 | - | -0.0163 |
| Jan 16, 200 | 1,591.04 | 1,591.04 | 1,591.04 | 1,591.04 | 1,591.04 | - | 0.009994 |
| Jan 17, 200 | 1,607.02 | 1,607.02 | 1,607.02 | 1,607.02 | 1,607.02 | - | -0.00997 |
| Jan 18, 200 | 1,591.08 | 1,591.08 | 1,591.08 | 1,591.08 | 1,591.08 | - | -0.00736 |
| Jan 22, 200 | 1,579.41 | 1,579.41 | 1,579.41 | 1,579.41 | 1,579.41 | - | 0.007902 |
| Jan 23, 200 | 1,591.94 | 1,591.94 | 1,591.94 | 1,591.94 | 1,591.94 | - | 0.003518 |
| Jan 24, 200 | 1,597.55 | 1,597.55 | 1,597.55 | 1,597.55 | 1,597.55 | - | 0.000995 |
| Jan 25, 200 | 1,599.14 | 1,599.14 | 1,599.14 | 1,599.14 | 1,599.14 | - | -0.00018 |
| Jan 28, 200 | 1,598.86 | 1,598.86 | 1,598.86 | 1,598.86 | 1,598.86 | - | -0.02895 |
| Jan 29, 200 | 1,553.23 | 1,553.23 | 1,553.23 | 1,553.23 | 1,553.23 | - | 0.011815 |
| Jan 30, 200 | 1,571.69 | 1,571.69 | 1,571.69 | 1,571.69 | 1,571.69 | - | 0.014942 |
| Jan 31, 200 | 1,595.35 | 1,595.35 | 1,595.35 | 1,595.35 | 1,595.35 | - | -0.0071 |
| Feb 01, 200 | 1,584.06 | 1,584.06 | 1,584.06 | 1,584.06 | 1,584.06 | - | -0.02504 |
| Feb 04, 200 | 1,544.89 | 1,544.89 | 1,544.89 | 1,544.89 | 1,544.89 | - | -0.00401 |
| Feb 05, 200 | 1,538.70 | 1,538.70 | 1,538.70 | 1,538.70 | 1,538.70 | - | -0.00588 |
| Feb 06, 200 | 1,529.68 | 1,529.68 | 1,529.68 | 1,529.68 | 1,529.68 | - | -0.00289 |
| Feb 07, 200 | 1,525.26 | 1,525.26 | 1,525.26 | 1,525.26 | 1,525.26 | - | 0.01476 |
| Feb 08, 200 | 1,547.94 | 1,547.94 | 1,547.94 | 1,547.94 | 1,547.94 | - | 0.014284 |
| Feb 11, 200 | 1,570.21 | 1,570.21 | 1,570.21 | 1,570.21 | 1,570.21 | - | -0.00399 |
| Feb 12, 200 | 1,563.95 | 1,563.95 | 1,563.95 | 1,563.95 | 1,563.95 | - | 0.010229 |
| Feb 13, 200 | 1,580.03 | 1,580.03 | 1,580.03 | 1,580.03 | 1,580.03 | - | -0.00174 |
| Feb 14, 200 | 1,577.29 | 1,577.29 | 1,577.29 | 1,577.29 | 1,577.29 | - | -0.01104 |
| Feb 15, 200 | 1,559.98 | 1,559.98 | 1,559.98 | 1,559.98 | 1,559.98 | - | -0.01903 |
| Feb 19, 200 | 1,530.58 | 1,530.58 | 1,530.58 | 1,530.58 | 1,530.58 | - | 0.013492 |
| Feb 20, 200 | 1,551.37 | 1,551.37 | 1,551.37 | 1,551.37 | 1,551.37 | - | -0.01561 |
| Feb 21, 200 | 1,527.34 | 1,527.34 | 1,527.34 | 1,527.34 | 1,527.34 | - | 0.008196 |
| Feb 22, 200 | 1,539.91 | 1,539.91 | 1,539.91 | 1,539.91 | 1,539.91 | - | 0.017815 |
| Feb 25, 200 | 1,567.59 | 1,567.59 | 1,567.59 | 1,567.59 | 1,567.59 | - | 3.83E-05 |
| Feb 26, 200 | 1,567.65 | 1,567.65 | 1,567.65 | 1,567.65 | 1,567.65 | - | 0.000867 |
| Feb 27, 200 | 1,569.01 | 1,569.01 | 1,569.01 | 1,569.01 | 1,569.01 | - | -0.00282 |
| Feb 28, 200 | 1,564.59 | 1,564.59 | 1,564.59 | 1,564.59 | 1,564.59 | - | 0.022392 |
| Mar 01, 20 | 1,600.02 | 1,600.02 | 1,600.02 | 1,600.02 | 1,600.02 | - | 0.01933 |
| Mar 04, 20 | 1,631.25 | 1,631.25 | 1,631.25 | 1,631.25 | 1,631.25 | - | -0.00669 |
| Mar 05, 20 | 1,620.37 | 1,620.37 | 1,620.37 | 1,620.37 | 1,620.37 | - | 0.014599 |
| Mar 06, 20 | 1,644.20 | 1,644.20 | 1,644.20 | 1,644.20 | 1,644.20 | - | -0.00447 |
| Mar 07, 20 | 1,636.86 | 1,636.86 | 1,636.86 | 1,636.86 | 1,636.86 | - | 0.005836 |
| Mar 08, 20 | 1,646.44 | 1,646.44 | 1,646.44 | 1,646.44 | 1,646.44 | - | 0.003396 |
| Mar 11, 20 | 1,652.04 | 1,652.04 | 1,652.04 | 1,652.04 | 1,652.04 | - | -0.00228 |
| Mar 12, 20 | 1,648.28 | 1,648.28 | 1,648.28 | 1,648.28 | 1,648.28 | - | -0.00964 |
| Mar 13, 20 | 1,632.46 | 1,632.46 | 1,632.46 | 1,632.46 | 1,632.46 | - | -0.00089 |
| Mar 14, 20 | 1,631.00 | 1,631.00 | 1,631.00 | 1,631.00 | 1,631.00 | - | 0.011315 |
| Mar 15, 20 | 1,649.56 | 1,649.56 | 1,649.56 | 1,649.56 | 1,649.56 | - | -0.0005 |
| Mar 18, 20 | 1,648.73 | 1,648.73 | 1,648.73 | 1,648.73 | 1,648.73 | - | 0.004062 |
| Mar 19, 20 | 1,655.44 | 1,655.44 | 1,655.44 | 1,655.44 | 1,655.44 | - | -0.01584 |
| Mar 20, 20 | 1,629.43 | 1,629.43 | 1,629.43 | 1,629.43 | 1,629.43 | - | 0.001533 |
| Mar 21, 20 | 1,631.93 | 1,631.93 | 1,631.93 | 1,631.93 | 1,631.93 | - | -0.00424 |
| Mar 22, 20 | 1,625.02 | 1,625.02 | 1,625.02 | 1,625.02 | 1,625.02 | - | -0.01476 |
| Mar 25, 20 | 1,601.21 | 1,601.21 | 1,601.21 | 1,601.21 | 1,601.21 | - | 0.005978 |
| Mar 26, 20 | 1,610.81 | 1,610.81 | 1,610.81 | 1,610.81 | 1,610.81 | - | 0.005349 |
| Mar 27, 20 | 1,619.45 | 1,619.45 | 1,619.45 | 1,619.45 | 1,619.45 | - | 0.002455 |
| Mar 28, 20 | 1,623.43 | 1,623.43 | 1,623.43 | 1,623.43 | 1,623.43 | - | -0.00074 |
| Apr 01, 200 | 1,622.23 | 1,622.23 | 1,622.23 | 1,622.23 | 1,622.23 | - | -0.00857 |
| Apr 02, 200 | 1,608.39 | 1,608.39 | 1,608.39 | 1,608.39 | 1,608.39 | - | -0.00987 |
| Apr 03, 200 | 1,592.60 | 1,592.60 | 1,592.60 | 1,592.60 | 1,592.60 | - | 0.000854 |
| Apr 04, 200 | 1,593.96 | 1,593.96 | 1,593.96 | 1,593.96 | 1,593.96 | - | -0.00319 |
| Apr 05, 200 | 1,588.88 | 1,588.88 | 1,588.88 | 1,588.88 | 1,588.88 | - | 0.002514 |
| Apr 08, 200 | 1,592.88 | 1,592.88 | 1,592.88 | 1,592.88 | 1,592.88 | - | -0.00663 |
| Apr 09, 200 | 1,582.36 | 1,582.36 | 1,582.36 | 1,582.36 | 1,582.36 | - | 0.011311 |
| Apr 10, 200 | 1,600.36 | 1,600.36 | 1,600.36 | 1,600.36 | 1,600.36 | - | -0.02393 |
| Apr 11, 200 | 1,562.52 | 1,562.52 | 1,562.52 | 1,562.52 | 1,562.52 | - | 0.006615 |
| Apr 12, 200 | 1,572.89 | 1,572.89 | 1,572.89 | 1,572.89 | 1,572.89 | - | -0.00764 |
| Apr 15, 200 | 1,560.92 | 1,560.92 | 1,560.92 | 1,560.92 | 1,560.92 | - | 0.023152 |
| Apr 16, 200 | 1,597.48 | 1,597.48 | 1,597.48 | 1,597.48 | 1,597.48 | - | -0.00198 |
| Apr 17, 200 | 1,594.32 | 1,594.32 | 1,594.32 | 1,594.32 | 1,594.32 | - | -0.00141 |
| Apr 18, 200 | 1,592.08 | 1,592.08 | 1,592.08 | 1,592.08 | 1,592.08 | - | 0.000622 |
| Apr 19, 200 | 1,593.07 | 1,593.07 | 1,593.07 | 1,593.07 | 1,593.07 | - | -0.01553 |
| Apr 22, 200 | 1,568.52 | 1,568.52 | 1,568.52 | 1,568.52 | 1,568.52 | - | -0.00622 |
| Apr 23, 200 | 1,558.79 | 1,558.79 | 1,558.79 | 1,558.79 | 1,558.79 | - | -0.00711 |

| | | | | | | | |
|---|---|---|---|---|---|---|---|
| Apr 24, 200 | 1,547.74 | 1,547.74 | 1,547.74 | 1,547.74 | 1,547.74 | - | -0.00151 |
| Apr 25, 200 | 1,545.40 | 1,545.40 | 1,545.40 | 1,545.40 | 1,545.40 | - | -0.01389 |
| Apr 26, 200 | 1,524.08 | 1,524.08 | 1,524.08 | 1,524.08 | 1,524.08 | - | -0.01011 |
| Apr 29, 200 | 1,508.75 | 1,508.75 | 1,508.75 | 1,508.75 | 1,508.75 | - | 0.010713 |
| Apr 30, 200 | 1,525.00 | 1,525.00 | 1,525.00 | 1,525.00 | 1,525.00 | - | 0.008911 |
| May 01, 20 | 1,538.65 | 1,538.65 | 1,538.65 | 1,538.65 | 1,538.65 | - | -0.00162 |
| May 02, 20 | 1,536.16 | 1,536.16 | 1,536.16 | 1,536.16 | 1,536.16 | - | -0.01029 |
| May 03, 20 | 1,520.44 | 1,520.44 | 1,520.44 | 1,520.44 | 1,520.44 | - | -0.01952 |
| May 06, 20 | 1,491.05 | 1,491.05 | 1,491.05 | 1,491.05 | 1,491.05 | - | -0.00301 |
| May 07, 20 | 1,486.57 | 1,486.57 | 1,486.57 | 1,486.57 | 1,486.57 | - | 0.036952 |
| May 08, 20 | 1,542.53 | 1,542.53 | 1,542.53 | 1,542.53 | 1,542.53 | - | -0.01446 |
| May 09, 20 | 1,520.39 | 1,520.39 | 1,520.39 | 1,520.39 | 1,520.39 | - | -0.01693 |
| May 10, 20 | 1,494.87 | 1,494.87 | 1,494.87 | 1,494.87 | 1,494.87 | - | 0.018511 |
| May 13, 20 | 1,522.80 | 1,522.80 | 1,522.80 | 1,522.80 | 1,522.80 | - | 0.020951 |
| May 14, 20 | 1,555.04 | 1,555.04 | 1,555.04 | 1,555.04 | 1,555.04 | - | -0.00536 |
| May 15, 20 | 1,546.73 | 1,546.73 | 1,546.73 | 1,546.73 | 1,546.73 | - | 0.006573 |
| May 16, 20 | 1,556.93 | 1,556.93 | 1,556.93 | 1,556.93 | 1,556.93 | - | 0.007831 |
| May 17, 20 | 1,569.17 | 1,569.17 | 1,569.17 | 1,569.17 | 1,569.17 | - | -0.01338 |
| May 20, 20 | 1,548.31 | 1,548.31 | 1,548.31 | 1,548.31 | 1,548.31 | - | -0.01103 |
| May 21, 20 | 1,531.32 | 1,531.32 | 1,531.32 | 1,531.32 | 1,531.32 | - | 0.00573 |
| May 22, 20 | 1,540.12 | 1,540.12 | 1,540.12 | 1,540.12 | 1,540.12 | - | 0.010142 |
| May 23, 20 | 1,555.82 | 1,555.82 | 1,555.82 | 1,555.82 | 1,555.82 | - | -0.01216 |
| May 24, 20 | 1,537.02 | 1,537.02 | 1,537.02 | 1,537.02 | 1,537.02 | - | -0.00858 |
| May 28, 20 | 1,523.89 | 1,523.89 | 1,523.89 | 1,523.89 | 1,523.89 | - | -0.00629 |
| May 29, 20 | 1,514.33 | 1,514.33 | 1,514.33 | 1,514.33 | 1,514.33 | - | -0.0027 |
| May 30, 20 | 1,510.25 | 1,510.25 | 1,510.25 | 1,510.25 | 1,510.25 | - | 0.002328 |
| May 31, 20 | 1,513.77 | 1,513.77 | 1,513.77 | 1,513.77 | 1,513.77 | - | -0.02509 |
| Jun 03, 200 | 1,476.26 | 1,476.26 | 1,476.26 | 1,476.26 | 1,476.26 | - | 1.35E-05 |
| Jun 04, 200 | 1,476.28 | 1,476.28 | 1,476.28 | 1,476.28 | 1,476.28 | - | 0.00917 |
| Jun 05, 200 | 1,489.88 | 1,489.88 | 1,489.88 | 1,489.88 | 1,489.88 | - | -0.01992 |
| Jun 06, 200 | 1,460.50 | 1,460.50 | 1,460.50 | 1,460.50 | 1,460.50 | - | -0.00157 |
| Jun 07, 200 | 1,458.21 | 1,458.21 | 1,458.21 | 1,458.21 | 1,458.21 | - | 0.003129 |
| Jun 10, 200 | 1,462.78 | 1,462.78 | 1,462.78 | 1,462.78 | 1,462.78 | - | -0.01676 |
| Jun 11, 200 | 1,438.47 | 1,438.47 | 1,438.47 | 1,438.47 | 1,438.47 | - | 0.006714 |
| Jun 12, 200 | 1,448.16 | 1,448.16 | 1,448.16 | 1,448.16 | 1,448.16 | - | -0.01052 |
| Jun 13, 200 | 1,433.01 | 1,433.01 | 1,433.01 | 1,433.01 | 1,433.01 | - | -0.00226 |
| Jun 14, 200 | 1,429.78 | 1,429.78 | 1,429.78 | 1,429.78 | 1,429.78 | - | 0.028313 |
| Jun 17, 200 | 1,470.84 | 1,470.84 | 1,470.84 | 1,470.84 | 1,470.84 | - | 0.000958 |
| Jun 18, 200 | 1,472.25 | 1,472.25 | 1,472.25 | 1,472.25 | 1,472.25 | - | -0.01662 |
| Jun 19, 200 | 1,447.98 | 1,447.98 | 1,447.98 | 1,447.98 | 1,447.98 | - | -0.01351 |
| Jun 20, 200 | 1,428.55 | 1,428.55 | 1,428.55 | 1,428.55 | 1,428.55 | - | -0.01719 |
| Jun 21, 200 | 1,404.21 | 1,404.21 | 1,404.21 | 1,404.21 | 1,404.21 | - | 0.003618 |
| Jun 24, 200 | 1,409.30 | 1,409.30 | 1,409.30 | 1,409.30 | 1,409.30 | - | -0.01684 |
| Jun 25, 200 | 1,385.77 | 1,385.77 | 1,385.77 | 1,385.77 | 1,385.77 | - | -0.00216 |
| Jun 26, 200 | 1,382.78 | 1,382.78 | 1,382.78 | 1,382.78 | 1,382.78 | - | 0.017442 |
| Jun 27, 200 | 1,407.11 | 1,407.11 | 1,407.11 | 1,407.11 | 1,407.11 | - | -0.00083 |
| Jun 28, 200 | 1,405.94 | 1,405.94 | 1,405.94 | 1,405.94 | 1,405.94 | - | -0.02161 |
| Jul 01, 200 | 1,375.88 | 1,375.88 | 1,375.88 | 1,375.88 | 1,375.88 | - | -0.02124 |
| Jul 02, 200 | 1,346.96 | 1,346.96 | 1,346.96 | 1,346.96 | 1,346.96 | - | 0.006246 |
| Jul 03, 200 | 1,355.40 | 1,355.40 | 1,355.40 | 1,355.40 | 1,355.40 | - | 0.036083 |
| Jul 05, 200 | 1,405.20 | 1,405.20 | 1,405.20 | 1,405.20 | 1,405.20 | - | -0.012 |
| Jul 08, 200 | 1,388.44 | 1,388.44 | 1,388.44 | 1,388.44 | 1,388.44 | - | -0.02495 |
| Jul 09, 200 | 1,354.23 | 1,354.23 | 1,354.23 | 1,354.23 | 1,354.23 | - | -0.0345 |
| Jul 10, 200 | 1,308.30 | 1,308.30 | 1,308.30 | 1,308.30 | 1,308.30 | - | 0.007523 |
| Jul 11, 200 | 1,318.18 | 1,318.18 | 1,318.18 | 1,318.18 | 1,318.18 | - | -0.00647 |
| Jul 12, 200 | 1,309.68 | 1,309.68 | 1,309.68 | 1,309.68 | 1,309.68 | - | -0.00376 |
| Jul 15, 200 | 1,304.76 | 1,304.76 | 1,304.76 | 1,304.76 | 1,304.76 | - | -0.01855 |
| Jul 16, 200 | 1,280.78 | 1,280.78 | 1,280.78 | 1,280.78 | 1,280.78 | - | 0.005606 |
| Jul 17, 200 | 1,287.98 | 1,287.98 | 1,287.98 | 1,287.98 | 1,287.98 | - | -0.02737 |
| Jul 18, 200 | 1,253.21 | 1,253.21 | 1,253.21 | 1,253.21 | 1,253.21 | - | -0.0391 |
| Jul 19, 200 | 1,205.16 | 1,205.16 | 1,205.16 | 1,205.16 | 1,205.16 | - | -0.03348 |
| Jul 22, 200 | 1,165.48 | 1,165.48 | 1,165.48 | 1,165.48 | 1,165.48 | - | -0.02739 |
| Jul 23, 200 | 1,133.99 | 1,133.99 | 1,133.99 | 1,133.99 | 1,133.99 | - | 0.055754 |
| Jul 24, 200 | 1,199.01 | 1,199.01 | 1,199.01 | 1,199.01 | 1,199.01 | - | -0.00563 |
| Jul 25, 200 | 1,192.28 | 1,192.28 | 1,192.28 | 1,192.28 | 1,192.28 | - | 0.016743 |
| Jul 26, 200 | 1,212.41 | 1,212.41 | 1,212.41 | 1,212.41 | 1,212.41 | - | 0.052764 |
| Jul 29, 200 | 1,278.10 | 1,278.10 | 1,278.10 | 1,278.10 | 1,278.10 | - | 0.00431 |
| Jul 30, 200 | 1,283.62 | 1,283.62 | 1,283.62 | 1,283.62 | 1,283.62 | - | 0.009861 |
| Jul 31, 200 | 1,296.34 | 1,296.34 | 1,296.34 | 1,296.34 | 1,296.34 | - | -0.02985 |
| Aug 01, 200 | 1,258.22 | 1,258.22 | 1,258.22 | 1,258.22 | 1,258.22 | - | -0.02334 |
| Aug 02, 200 | 1,229.19 | 1,229.19 | 1,229.19 | 1,229.19 | 1,229.19 | - | -0.03487 |
| Aug 05, 200 | 1,187.07 | 1,187.07 | 1,187.07 | 1,187.07 | 1,187.07 | - | 0.029483 |
| Aug 06, 200 | 1,222.59 | 1,222.59 | 1,222.59 | 1,222.59 | 1,222.59 | - | 0.019994 |
| Aug 07, 200 | 1,247.28 | 1,247.28 | 1,247.28 | 1,247.28 | 1,247.28 | - | 0.032219 |
| Aug 08, 200 | 1,288.12 | 1,288.12 | 1,288.12 | 1,288.12 | 1,288.12 | - | 0.003735 |
| Aug 09, 200 | 1,292.94 | 1,292.94 | 1,292.94 | 1,292.94 | 1,292.94 | - | -0.00531 |
| Aug 12, 200 | 1,286.09 | 1,286.09 | 1,286.09 | 1,286.09 | 1,286.09 | - | -0.0218 |
| Aug 13, 200 | 1,258.36 | 1,258.36 | 1,258.36 | 1,258.36 | 1,258.36 | - | 0.039485 |
| Aug 14, 200 | 1,309.04 | 1,309.04 | 1,309.04 | 1,309.04 | 1,309.04 | - | 0.011605 |
| Aug 15, 200 | 1,324.32 | 1,324.32 | 1,324.32 | 1,324.32 | 1,324.32 | - | -0.00148 |
| Aug 16, 200 | 1,322.36 | 1,322.36 | 1,322.36 | 1,322.36 | 1,322.36 | - | 0.023372 |
| Aug 19, 200 | 1,353.63 | 1,353.63 | 1,353.63 | 1,353.63 | 1,353.63 | - | -0.01408 |
| Aug 20, 200 | 1,334.70 | 1,334.70 | 1,334.70 | 1,334.70 | 1,334.70 | - | 0.012745 |
| Aug 21, 200 | 1,351.82 | 1,351.82 | 1,351.82 | 1,351.82 | 1,351.82 | - | 0.013979 |
| Aug 22, 200 | 1,370.85 | 1,370.85 | 1,370.85 | 1,370.85 | 1,370.85 | - | -0.02292 |
| Aug 23, 200 | 1,339.79 | 1,339.79 | 1,339.79 | 1,339.79 | 1,339.79 | - | 0.007503 |
| Aug 26, 200 | 1,349.88 | 1,349.88 | 1,349.88 | 1,349.88 | 1,349.88 | - | -0.01393 |
| Aug 27, 200 | 1,331.20 | 1,331.20 | 1,331.20 | 1,331.20 | 1,331.20 | - | -0.01813 |
| Aug 28, 200 | 1,307.28 | 1,307.28 | 1,307.28 | 1,307.28 | 1,307.28 | - | 0 |
| Aug 29, 200 | 1,307.28 | 1,307.28 | 1,307.28 | 1,307.28 | 1,307.28 | - | -0.00185 |
| Aug 30, 200 | 1,304.86 | 1,304.86 | 1,304.86 | 1,304.86 | 1,304.86 | - | -0.04241 |
| Sep 03, 200 | 1,250.68 | 1,250.68 | 1,250.68 | 1,250.68 | 1,250.68 | - | 0.017712 |
| Sep 04, 200 | 1,273.03 | 1,273.03 | 1,273.03 | 1,273.03 | 1,273.03 | - | -0.01604 |
| Sep 05, 200 | 1,252.77 | 1,252.77 | 1,252.77 | 1,252.77 | 1,252.77 | - | 0.01671 |
| Sep 06, 200 | 1,273.88 | 1,273.88 | 1,273.88 | 1,273.88 | 1,273.88 | - | 0.010083 |
| Sep 09, 200 | 1,286.79 | 1,286.79 | 1,286.79 | 1,286.79 | 1,286.79 | - | 0.007309 |
| Sep 10, 200 | 1,296.23 | 1,296.23 | 1,296.23 | 1,296.23 | 1,296.23 | - | 1.54E-05 |
| Sep 11, 200 | 1,296.25 | 1,296.25 | 1,296.25 | 1,296.25 | 1,296.25 | - | -0.02486 |
| Sep 12, 200 | 1,264.42 | 1,264.42 | 1,264.42 | 1,264.42 | 1,264.42 | - | 0.003277 |
| Sep 13, 200 | 1,268.57 | 1,268.57 | 1,268.57 | 1,268.57 | 1,268.57 | - | 0.001481 |
| Sep 16, 200 | 1,270.45 | 1,270.45 | 1,270.45 | 1,270.45 | 1,270.45 | - | -0.01992 |
| Sep 17, 200 | 1,245.39 | 1,245.39 | 1,245.39 | 1,245.39 | 1,245.39 | - | -0.00458 |
| Sep 18, 200 | 1,239.70 | 1,239.70 | 1,239.70 | 1,239.70 | 1,239.70 | - | -0.03049 |
| Sep 19, 200 | 1,202.47 | 1,202.47 | 1,202.47 | 1,202.47 | 1,202.47 | - | 0.00245 |
| Sep 20, 200 | 1,205.42 | 1,205.42 | 1,205.42 | 1,205.42 | 1,205.42 | - | -0.01392 |
| Sep 23, 200 | 1,188.76 | 1,188.76 | 1,188.76 | 1,188.76 | 1,188.76 | - | -0.01743 |
| Sep 24, 200 | 1,168.22 | 1,168.22 | 1,168.22 | 1,168.22 | 1,168.22 | - | 0.024805 |
| Sep 25, 200 | 1,197.56 | 1,197.56 | 1,197.56 | 1,197.56 | 1,197.56 | - | 0.018237 |
| Sep 26, 200 | 1,219.60 | 1,219.60 | 1,219.60 | 1,219.60 | 1,219.60 | - | -0.03277 |
| Sep 27, 200 | 1,180.28 | 1,180.28 | 1,180.28 | 1,180.28 | 1,180.28 | - | -0.01471 |
| Sep 30, 200 | 1,163.04 | 1,163.04 | 1,163.04 | 1,163.04 | 1,163.04 | - | 0.039244 |
| Oct 01, 200 | 1,209.59 | 1,209.59 | 1,209.59 | 1,209.59 | 1,209.59 | - | -0.02365 |
| Oct 02, 200 | 1,181.32 | 1,181.32 | 1,181.32 | 1,181.32 | 1,181.32 | - | -0.01085 |
| Oct 03, 200 | 1,168.57 | 1,168.57 | 1,168.57 | 1,168.57 | 1,168.57 | - | -0.02268 |
| Oct 04, 200 | 1,142.36 | 1,142.36 | 1,142.36 | 1,142.36 | 1,142.36 | - | -0.0193 |
| Oct 07, 200 | 1,120.52 | 1,120.52 | 1,120.52 | 1,120.52 | 1,120.52 | - | 0.017148 |
| Oct 08, 200 | 1,139.90 | 1,139.90 | 1,139.90 | 1,139.90 | 1,139.90 | - | -0.02756 |
| Oct 09, 200 | 1,108.91 | 1,108.91 | 1,108.91 | 1,108.91 | 1,108.91 | - | 0.03447 |
| Oct 10, 200 | 1,147.80 | 1,147.80 | 1,147.80 | 1,147.80 | 1,147.80 | - | 0.038314 |
| Oct 11, 200 | 1,192.63 | 1,192.63 | 1,192.63 | 1,192.63 | 1,192.63 | - | 0.007302 |
| Oct 14, 200 | 1,201.37 | 1,201.37 | 1,201.37 | 1,201.37 | 1,201.37 | - | 0.046251 |
| Oct 15, 200 | 1,258.24 | 1,258.24 | 1,258.24 | 1,258.24 | 1,258.24 | - | -0.02432 |
| Oct 16, 200 | 1,228.01 | 1,228.01 | 1,228.01 | 1,228.01 | 1,228.01 | - | 0.022075 |
| Oct 17, 200 | 1,255.42 | 1,255.42 | 1,255.42 | 1,255.42 | 1,255.42 | - | 0.005893 |
| Oct 18, 200 | 1,262.84 | 1,262.84 | 1,262.84 | 1,262.84 | 1,262.84 | - | 0.017185 |
| Oct 21, 200 | 1,284.73 | 1,284.73 | 1,284.73 | 1,284.73 | 1,284.73 | - | -0.01068 |
| Oct 22, 200 | 1,271.08 | 1,271.08 | 1,271.08 | 1,271.08 | 1,271.08 | - | 0.006704 |
| Oct 23, 200 | 1,279.63 | 1,279.63 | 1,279.63 | 1,279.63 | 1,279.63 | - | -0.01532 |
| Oct 24, 200 | 1,260.17 | 1,260.17 | 1,260.17 | 1,260.17 | 1,260.17 | - | 0.017027 |
| Oct 25, 200 | 1,281.81 | 1,281.81 | 1,281.81 | 1,281.81 | 1,281.81 | - | -0.00831 |
| Oct 28, 200 | 1,271.20 | 1,271.20 | 1,271.20 | 1,271.20 | 1,271.20 | - | -0.00902 |
| Oct 29, 200 | 1,259.79 | 1,259.79 | 1,259.79 | 1,259.79 | 1,259.79 | - | 0.009842 |
| Oct 30, 200 | 1,272.25 | 1,272.25 | 1,272.25 | 1,272.25 | 1,272.25 | - | -0.00539 |
| Oct 31, 200 | 1,265.41 | 1,265.41 | 1,265.41 | 1,265.41 | 1,265.41 | - | 0.017019 |
| Nov 01, 20 | 1,287.13 | 1,287.13 | 1,287.13 | 1,287.13 | 1,287.13 | - | 0.008171 |
| Nov 04, 20 | 1,297.69 | 1,297.69 | 1,297.69 | 1,297.69 | 1,297.69 | - | 0.007761 |
| Nov 05, 20 | 1,307.80 | 1,307.80 | 1,307.80 | 1,307.80 | 1,307.80 | - | 0.009316 |
| Nov 06, 20 | 1,320.04 | 1,320.04 | 1,320.04 | 1,320.04 | 1,320.04 | - | -0.0229 |
| Nov 07, 20 | 1,290.15 | 1,290.15 | 1,290.15 | 1,290.15 | 1,290.15 | - | -0.00873 |
| Nov 08, 20 | 1,278.94 | 1,278.94 | 1,278.94 | 1,278.94 | 1,278.94 | - | -0.02095 |
| Nov 11, 20 | 1,252.42 | 1,252.42 | 1,252.42 | 1,252.42 | 1,252.42 | - | 0.007731 |
| Nov 12, 20 | 1,262.14 | 1,262.14 | 1,262.14 | 1,262.14 | 1,262.14 | - | -0.00013 |
| Nov 13, 20 | 1,261.97 | 1,261.97 | 1,261.97 | 1,261.97 | 1,261.97 | - | 0.024454 |
| Nov 14, 20 | 1,293.21 | 1,293.21 | 1,293.21 | 1,293.21 | 1,293.21 | - | 0.006221 |
| Nov 15, 20 | 1,301.28 | 1,301.28 | 1,301.28 | 1,301.28 | 1,301.28 | - | -0.01042 |
| Nov 18, 20 | 1,287.79 | 1,287.79 | 1,287.79 | 1,287.79 | 1,287.79 | - | -0.00403 |
| Nov 19, 20 | 1,282.61 | 1,282.61 | 1,282.61 | 1,282.61 | 1,282.61 | - | 0.019304 |
| Nov 20, 20 | 1,307.61 | 1,307.61 | 1,307.61 | 1,307.61 | 1,307.61 | - | 0.021292 |
| Nov 21, 20 | 1,335.75 | 1,335.75 | 1,335.75 | 1,335.75 | 1,335.75 | - | -0.00343 |
| Nov 22, 20 | 1,331.17 | 1,331.17 | 1,331.17 | 1,331.17 | 1,331.17 | - | 0.002513 |
| Nov 25, 20 | 1,334.52 | 1,334.52 | 1,334.52 | 1,334.52 | 1,334.52 | - | -0.021 |
| Nov 26, 20 | 1,306.79 | 1,306.79 | 1,306.79 | 1,306.79 | 1,306.79 | - | 0.027682 |
| Nov 27, 20 | 1,343.47 | 1,343.47 | 1,343.47 | 1,343.47 | 1,343.47 | - | -0.00267 |
| Nov 29, 20 | 1,339.89 | 1,339.89 | 1,339.89 | 1,339.89 | 1,339.89 | - | -0.0019 |
| Dec 02, 200 | 1,337.35 | 1,337.35 | 1,337.35 | 1,337.35 | 1,337.35 | - | -0.01484 |
| Dec 03, 200 | 1,317.65 | 1,317.65 | 1,317.65 | 1,317.65 | 1,317.65 | - | -0.00312 |
| Dec 04, 200 | 1,313.54 | 1,313.54 | 1,313.54 | 1,313.54 | 1,313.54 | - | -0.01206 |
| Dec 05, 200 | 1,297.80 | 1,297.80 | 1,297.80 | 1,297.80 | 1,297.80 | - | 0.006291 |
| Dec 06, 200 | 1,305.99 | 1,305.99 | 1,305.99 | 1,305.99 | 1,305.99 | - | -0.02241 |
| Dec 09, 200 | 1,277.05 | 1,277.05 | 1,277.05 | 1,277.05 | 1,277.05 | - | 0.013888 |
| Dec 10, 200 | 1,294.91 | 1,294.91 | 1,294.91 | 1,294.91 | 1,294.91 | - | 0.000772 |
| Dec 11, 200 | 1,295.91 | 1,295.91 | 1,295.91 | 1,295.91 | 1,295.91 | - | -0.00367 |
| Dec 12, 200 | 1,291.16 | 1,291.16 | 1,291.16 | 1,291.16 | 1,291.16 | - | -0.01351 |
| Dec 13, 200 | 1,273.83 | 1,273.83 | 1,273.83 | 1,273.83 | 1,273.83 | - | 0.023293 |
| Dec 16, 200 | 1,303.85 | 1,303.85 | 1,303.85 | 1,303.85 | 1,303.85 | - | -0.00816 |
| Dec 17, 200 | 1,293.26 | 1,293.26 | 1,293.26 | 1,293.26 | 1,293.26 | - | -0.01315 |
| Dec 18, 200 | 1,276.36 | 1,276.36 | 1,276.36 | 1,276.36 | 1,276.36 | - | -0.00753 |
| Dec 19, 200 | 1,266.79 | 1,266.79 | 1,266.79 | 1,266.79 | 1,266.79 | - | 0.012918 |
| Dec 20, 200 | 1,283.26 | 1,283.26 | 1,283.26 | 1,283.26 | 1,283.26 | - | 0.001822 |
| Dec 23, 200 | 1,285.60 | 1,285.60 | 1,285.60 | 1,285.60 | 1,285.60 | - | -0.00548 |
| Dec 24, 200 | 1,278.58 | 1,278.58 | 1,278.58 | 1,278.58 | 1,278.58 | - | -0.00315 |
| Dec 26, 200 | 1,274.56 | 1,274.56 | 1,274.56 | 1,274.56 | 1,274.56 | - | -0.01574 |
| Dec 27, 200 | 1,254.66 | 1,254.66 | 1,254.66 | 1,254.66 | 1,254.66 | - | 0.00458 |
| Dec 30, 200 | 1,260.42 | 1,260.42 | 1,260.42 | 1,260.42 | 1,260.42 | - | 0.000603 |
| Dec 31, 200 | 1,261.18 | 1,261.18 | 1,261.18 | 1,261.18 | 1,261.18 | - | 0.032752 |
| Jan 02, 200 | 1,303.17 | 1,303.17 | 1,303.17 | 1,303.17 | 1,303.17 | - | -0.00048 |
| Jan 03, 200 | 1,302.55 | 1,302.55 | 1,302.55 | 1,302.55 | 1,302.55 | - | 0.022223 |
| Jan 06, 200 | 1,331.82 | 1,331.82 | 1,331.82 | 1,331.82 | 1,331.82 | - | -0.00652 |
| Jan 07, 200 | 1,323.17 | 1,323.17 | 1,323.17 | 1,323.17 | 1,323.17 | - | -0.01387 |
| Jan 08, 200 | 1,304.95 | 1,304.95 | 1,304.95 | 1,304.95 | 1,304.95 | - | 0.019247 |
| Jan 09, 200 | 1,330.31 | 1,330.31 | 1,330.31 | 1,330.31 | 1,330.31 | - | -1.5E-05 |
| Jan 10, 200 | 1,330.29 | 1,330.29 | 1,330.29 | 1,330.29 | 1,330.29 | - | -0.00135 |
| Jan 13, 200 | 1,328.50 | 1,328.50 | 1,328.50 | 1,328.50 | 1,328.50 | - | 0.005817 |
| Jan 14, 200 | 1,336.25 | 1,336.25 | 1,336.25 | 1,336.25 | 1,336.25 | - | -0.01437 |
| Jan 15, 200 | 1,317.18 | 1,317.18 | 1,317.18 | 1,317.18 | 1,317.18 | - | -0.00393 |
| Jan 16, 200 | 1,312.01 | 1,312.01 | 1,312.01 | 1,312.01 | 1,312.01 | - | -0.01411 |
| Jan 17, 200 | 1,293.63 | 1,293.63 | 1,293.63 | 1,293.63 | 1,293.63 | - | -0.01583 |
| Jan 21, 200 | 1,273.31 | 1,273.31 | 1,273.31 | 1,273.31 | 1,273.31 | - | -0.01038 |
| Jan 22, 200 | 1,260.16 | 1,260.16 | 1,260.16 | 1,260.16 | 1,260.16 | - | 0.010169 |
| Jan 23, 200 | 1,273.04 | 1,273.04 | 1,273.04 | 1,273.04 | 1,273.04 | - | -0.02966 |
| Jan 24, 200 | 1,235.84 | 1,235.84 | 1,235.84 | 1,235.84 | 1,235.84 | - | -0.0163 |
| Jan 27, 200 | 1,215.86 | 1,215.86 | 1,215.86 | 1,215.86 | 1,215.86 | - | 0.012976 |
| Jan 28, 200 | 1,231.74 | 1,231.74 | 1,231.74 | 1,231.74 | 1,231.74 | - | 0.006934 |
| Jan 29, 200 | 1,240.31 | 1,240.31 | 1,240.31 | 1,240.31 | 1,240.31 | - | -0.0229 |
| Jan 30, 200 | 1,212.23 | 1,212.23 | 1,212.23 | 1,212.23 | 1,212.23 | - | 0.013039 |
| Jan 31, 200 | 1,228.14 | 1,228.14 | 1,228.14 | 1,228.14 | 1,228.14 | - | 0.0054 |
| Feb 03, 200 | 1,234.79 | 1,234.79 | 1,234.79 | 1,234.79 | 1,234.79 | - | -0.01418 |
| Feb 04, 200 | 1,217.40 | 1,217.40 | 1,217.40 | 1,217.40 | 1,217.40 | - | -0.00524 |
| Feb 05, 200 | 1,211.04 | 1,211.04 | 1,211.04 | 1,211.04 | 1,211.04 | - | -0.00618 |
| Feb 06, 200 | 1,203.58 | 1,203.58 | 1,203.58 | 1,203.58 | 1,203.58 | - | -0.01012 |
| Feb 07, 200 | 1,191.46 | 1,191.46 | 1,191.46 | 1,191.46 | 1,191.46 | - | 0.007567 |
| Feb 10, 200 | 1,200.51 | 1,200.51 | 1,200.51 | 1,200.51 | 1,200.51 | - | -0.0081 |
| Feb 11, 200 | 1,190.83 | 1,190.83 | 1,190.83 | 1,190.83 | 1,190.83 | - | -0.0124 |
| Feb 12, 200 | 1,176.15 | 1,176.15 | 1,176.15 | 1,176.15 | 1,176.15 | - | -0.00146 |
| Feb 13, 200 | 1,174.43 | 1,174.43 | 1,174.43 | 1,174.43 | 1,174.43 | - | 0.021214 |
| Feb 14, 200 | 1,199.61 | 1,199.61 | 1,199.61 | 1,199.61 | 1,199.61 | - | 0.0194 |
| Feb 18, 200 | 1,223.11 | 1,223.11 | 1,223.11 | 1,223.11 | 1,223.11 | - | -0.00693 |
| Feb 19, 200 | 1,214.66 | 1,214.66 | 1,214.66 | 1,214.66 | 1,214.66 | - | -0.0095 |
| Feb 20, 200 | 1,203.18 | 1,203.18 | 1,203.18 | 1,203.18 | 1,203.18 | - | 0.013145 |
| Feb 21, 200 | 1,219.10 | 1,219.10 | 1,219.10 | 1,219.10 | 1,219.10 | - | -0.01854 |
| Feb 24, 200 | 1,196.71 | 1,196.71 | 1,196.71 | 1,196.71 | 1,196.71 | - | 0.007169 |
| Feb 25, 200 | 1,205.32 | 1,205.32 | 1,205.32 | 1,205.32 | 1,205.32 | - | -0.01281 |
| Feb 26, 200 | 1,189.98 | 1,189.98 | 1,189.98 | 1,189.98 | 1,189.98 | - | 0.011804 |
| Feb 27, 200 | 1,204.11 | 1,204.11 | 1,204.11 | 1,204.11 | 1,204.11 | - | 0.00464 |
| Feb 28, 200 | 1,209.71 | 1,209.71 | 1,209.71 | 1,209.71 | 1,209.71 | - | -0.00756 |
| Mar 03, 20 | 1,200.60 | 1,200.60 | 1,200.60 | 1,200.60 | 1,200.60 | - | -0.01547 |
| Mar 04, 20 | 1,182.17 | 1,182.17 | 1,182.17 | 1,182.17 | 1,182.17 | - | 0.009848 |
| Mar 05, 20 | 1,193.87 | 1,193.87 | 1,193.87 | 1,193.87 | 1,193.87 | - | -0.0093 |
| Mar 06, 20 | 1,182.82 | 1,182.82 | 1,182.82 | 1,182.82 | 1,182.82 | - | 0.008251 |
| Mar 07, 20 | 1,192.62 | 1,192.62 | 1,192.62 | 1,192.62 | 1,192.62 | - | -0.02614 |
| Mar 10, 20 | 1,161.85 | 1,161.85 | 1,161.85 | 1,161.85 | 1,161.85 | - | -0.00838 |
| Mar 11, 20 | 1,152.15 | 1,152.15 | 1,152.15 | 1,152.15 | 1,152.15 | - | 0.004728 |
| Mar 12, 20 | 1,157.61 | 1,157.61 | 1,157.61 | 1,157.61 | 1,157.61 | - | 0.033929 |
| Mar 13, 20 | 1,197.56 | 1,197.56 | 1,197.56 | 1,197.56 | 1,197.56 | - | 0.00166 |
| Mar 14, 20 | 1,199.55 | 1,199.55 | 1,199.55 | 1,199.55 | 1,199.55 | - | 0.034849 |
| Mar 17, 20 | 1,242.09 | 1,242.09 | 1,242.09 | 1,242.09 | 1,242.09 | - | 0.004266 |
| Mar 18, 20 | 1,247.40 | 1,247.40 | 1,247.40 | 1,247.40 | 1,247.40 | - | 0.008756 |
| Mar 19, 20 | 1,258.37 | 1,258.37 | 1,258.37 | 1,258.37 | 1,258.37 | - | 0.001905 |
| Mar 20, 20 | 1,260.77 | 1,260.77 | 1,260.77 | 1,260.77 | 1,260.77 | - | 0.022718 |
| Mar 21, 20 | 1,289.74 | 1,289.74 | 1,289.74 | 1,289.74 | 1,289.74 | - | -0.03586 |
| Mar 24, 20 | 1,244.31 | 1,244.31 | 1,244.31 | 1,244.31 | 1,244.31 | - | 0.012086 |
| Mar 25, 20 | 1,259.44 | 1,259.44 | 1,259.44 | 1,259.44 | 1,259.44 | - | -0.00545 |
| Mar 26, 20 | 1,252.59 | 1,252.59 | 1,252.59 | 1,252.59 | 1,252.59 | - | -0.0015 |
| Mar 27, 20 | 1,250.71 | 1,250.71 | 1,250.71 | 1,250.71 | 1,250.71 | - | -0.00577 |
| Mar 28, 20 | 1,243.51 | 1,243.51 | 1,243.51 | 1,243.51 | 1,243.51 | - | -0.01789 |
| Mar 31, 20 | 1,221.46 | 1,221.46 | 1,221.46 | 1,221.46 | 1,221.46 | - | 0.012076 |
| Apr 01, 200 | 1,236.30 | 1,236.30 | 1,236.30 | 1,236.30 | 1,236.30 | - | 0.025964 |
| Apr 02, 200 | 1,268.82 | 1,268.82 | 1,268.82 | 1,268.82 | 1,268.82 | - | -0.00505 |
| Apr 03, 200 | 1,262.43 | 1,262.43 | 1,262.43 | 1,262.43 | 1,262.43 | - | 0.002745 |
| Apr 04, 200 | 1,265.90 | 1,265.90 | 1,265.90 | 1,265.90 | 1,265.90 | - | 0.001255 |
| Apr 07, 200 | 1,267.49 | 1,267.49 | 1,267.49 | 1,267.49 | 1,267.49 | - | -0.00152 |
| Apr 08, 200 | 1,265.57 | 1,265.57 | 1,265.57 | 1,265.57 | 1,265.57 | - | -0.01399 |
| Apr 09, 200 | 1,247.99 | 1,247.99 | 1,247.99 | 1,247.99 | 1,247.99 | - | 0.00643 |
| Apr 10, 200 | 1,256.04 | 1,256.04 | 1,256.04 | 1,256.04 | 1,256.04 | - | -0.00369 |
| Apr 11, 200 | 1,251.41 | 1,251.41 | 1,251.41 | 1,251.41 | 1,251.41 | - | 0.019318 |
| Apr 14, 200 | 1,275.82 | 1,275.82 | 1,275.82 | 1,275.82 | 1,275.82 | - | 0.00636 |
| Apr 15, 200 | 1,283.96 | 1,283.96 | 1,283.96 | 1,283.96 | 1,283.96 | - | -0.01229 |
| Apr 16, 200 | 1,268.28 | 1,268.28 | 1,268.28 | 1,268.28 | 1,268.28 | - | 0.015421 |
| Apr 17, 200 | 1,287.99 | 1,287.99 | 1,287.99 | 1,287.99 | 1,287.99 | - | -0.00176 |
| Apr 21, 200 | 1,285.72 | 1,285.72 | 1,285.72 | 1,285.72 | 1,285.72 | - | 0.021475 |
| Apr 22, 200 | 1,313.63 | 1,313.63 | 1,313.63 | 1,313.63 | 1,313.63 | - | 0.008377 |
| Apr 23, 200 | 1,324.68 | 1,324.68 | 1,324.68 | 1,324.68 | 1,324.68 | - | -0.00829 |
| Apr 24, 200 | 1,313.75 | 1,313.75 | 1,313.75 | 1,313.75 | 1,313.75 | - | -0.01393 |
| Apr 25, 200 | 1,295.57 | 1,295.57 | 1,295.57 | 1,295.57 | 1,295.57 | - | 0.017809 |
| Apr 28, 200 | 1,318.85 | 1,318.85 | 1,318.85 | 1,318.85 | 1,318.85 | - | 0.003338 |
| Apr 29, 200 | 1,323.26 | 1,323.26 | 1,323.26 | 1,323.26 | 1,323.26 | - | -0.0009 |
| Apr 30, 200 | 1,322.07 | 1,322.07 | 1,322.07 | 1,322.07 | 1,322.07 | - | -0.00051 |
| May 01, 20 | 1,321.39 | 1,321.39 | 1,321.39 | 1,321.39 | 1,321.39 | - | 0.01494 |
| May 02, 20 | 1,341.28 | 1,341.28 | 1,341.28 | 1,341.28 | 1,341.28 | - | -0.00376 |
| May 05, 20 | 1,336.24 | 1,336.24 | 1,336.24 | 1,336.24 | 1,336.24 | - | 0.008421 |
| May 06, 20 | 1,347.54 | 1,347.54 | 1,347.54 | 1,347.54 | 1,347.54 | - | -0.00496 |
| May 07, 20 | 1,340.87 | 1,340.87 | 1,340.87 | 1,340.87 | 1,340.87 | - | -0.01008 |
| May 08, 20 | 1,327.42 | 1,327.42 | 1,327.42 | 1,327.42 | 1,327.42 | - | 0.014405 |
| May 09, 20 | 1,346.68 | 1,346.68 | 1,346.68 | 1,346.68 | 1,346.68 | - | 0.012493 |
| May 12, 20 | 1,363.61 | 1,363.61 | 1,363.61 | 1,363.61 | 1,363.61 | - | -0.00284 |
| May 13, 20 | 1,359.74 | 1,359.74 | 1,359.74 | 1,359.74 | 1,359.74 | - | -0.00293 |
| May 14, 20 | 1,355.76 | 1,355.76 | 1,355.76 | 1,355.76 | 1,355.76 | - | 0.007956 |
| May 15, 20 | 1,366.59 | 1,366.59 | 1,366.59 | 1,366.59 | 1,366.59 | - | -0.0024 |
| May 16, 20 | 1,363.32 | 1,363.32 | 1,363.32 | 1,363.32 | 1,363.32 | - | -0.02521 |
| May 19, 20 | 1,329.38 | 1,329.38 | 1,329.38 | 1,329.38 | 1,329.38 | - | -0.00114 |
| May 20, 20 | 1,327.87 | 1,327.87 | 1,327.87 | 1,327.87 | 1,327.87 | - | 0.004103 |
| May 21, 20 | 1,333.33 | 1,333.33 | 1,333.33 | 1,333.33 | 1,333.33 | - | 0.009108 |
| May 22, 20 | 1,345.53 | 1,345.53 | 1,345.53 | 1,345.53 | 1,345.53 | - | 0.001456 |
| May 23, 20 | 1,347.49 | 1,347.49 | 1,347.49 | 1,347.49 | 1,347.49 | - | 0.019381 |
| May 27, 20 | 1,373.86 | 1,373.86 | 1,373.86 | 1,373.86 | 1,373.86 | - | 0.001978 |
| May 28, 20 | 1,376.58 | 1,376.58 | 1,376.58 | 1,376.58 | 1,376.58 | - | -0.00369 |
| May 29, 20 | 1,371.51 | 1,371.51 | 1,371.51 | 1,371.51 | 1,371.51 | - | 0.014628 |
| May 30, 20 | 1,391.72 | 1,391.72 | 1,391.72 | 1,391.72 | 1,391.72 | - | 0.003572 |
| Jun 02, 200 | 1,396.70 | 1,396.70 | 1,396.70 | 1,396.70 | 1,396.70 | - | 0.004707 |
| Jun 03, 200 | 1,403.29 | 1,403.29 | 1,403.29 | 1,403.29 | 1,403.29 | - | 0.015289 |
| Jun 04, 200 | 1,424.91 | 1,424.91 | 1,424.91 | 1,424.91 | 1,424.91 | - | 0.004013 |
| Jun 05, 200 | 1,430.64 | 1,430.64 | 1,430.64 | 1,430.64 | 1,430.64 | - | -0.00235 |
| Jun 06, 200 | 1,427.28 | 1,427.28 | 1,427.28 | 1,427.28 | 1,427.28 | - | -0.01203 |
| Jun 09, 200 | 1,410.21 | 1,410.21 | 1,410.21 | 1,410.21 | 1,410.21 | - | 0.009106 |
| Jun 10, 200 | 1,423.11 | 1,423.11 | 1,423.11 | 1,423.11 | 1,423.11 | - | 0.013089 |
| Jun 11, 200 | 1,441.86 | 1,441.86 | 1,441.86 | 1,441.86 | 1,441.86 | - | 0.001074 |
| Jun 12, 200 | 1,443.41 | 1,443.41 | 1,443.41 | 1,443.41 | 1,443.41 | - | -0.00996 |
| Jun 13, 200 | 1,429.11 | 1,429.11 | 1,429.11 | 1,429.11 | 1,429.11 | - | 0.022172 |
| Jun 16, 200 | 1,461.15 | 1,461.15 | 1,461.15 | 1,461.15 | 1,461.15 | - | 0.00091 |
| Jun 17, 200 | 1,462.48 | 1,462.48 | 1,462.48 | 1,462.48 | 1,462.48 | - | -0.00148 |
| Jun 18, 200 | 1,460.32 | 1,460.32 | 1,460.32 | 1,460.32 | 1,460.32 | - | -0.01534 |
| Jun 19, 200 | 1,438.09 | 1,438.09 | 1,438.09 | 1,438.09 | 1,438.09 | - | 0.001008 |
| Jun 20, 200 | 1,439.54 | 1,439.54 | 1,439.54 | 1,439.54 | 1,439.54 | - | -0.0142 |
| Jun 23, 200 | 1,419.24 | 1,419.24 | 1,419.24 | 1,419.24 | 1,419.24 | - | 0.001844 |
| Jun 24, 200 | 1,421.86 | 1,421.86 | 1,421.86 | 1,421.86 | 1,421.86 | - | -0.00831 |
| Jun 25, 200 | 1,410.10 | 1,410.10 | 1,410.10 | 1,410.10 | 1,410.10 | - | 0.011086 |
| Jun 26, 200 | 1,425.82 | 1,425.82 | 1,425.82 | 1,425.82 | 1,425.82 | - | -0.00976 |
| Jun 27, 200 | 1,411.97 | 1,411.97 | 1,411.97 | 1,411.97 | 1,411.97 | - | -0.00177 |
| Jun 30, 200 | 1,409.48 | 1,409.48 | 1,409.48 | 1,409.48 | 1,409.48 | - | 0.008161 |
| Jul 01, 200 | 1,421.03 | 1,421.03 | 1,421.03 | 1,421.03 | 1,421.03 | - | 0.0116 |
| Jul 02, 200 | 1,437.61 | 1,437.61 | 1,437.61 | 1,437.61 | 1,437.61 | - | -0.00813 |
| Jul 03, 200 | 1,425.97 | 1,425.97 | 1,425.97 | 1,425.97 | 1,425.97 | - | 0.018826 |
| Jul 07, 200 | 1,453.07 | 1,453.07 | 1,453.07 | 1,453.07 | 1,453.07 | - | 0.003737 |
| Jul 08, 200 | 1,458.51 | 1,458.51 | 1,458.51 | 1,458.51 | 1,458.51 | - | -0.0055 |
| Jul 09, 200 | 1,450.51 | 1,450.51 | 1,450.51 | 1,450.51 | 1,450.51 | - | -0.01357 |
| Jul 10, 200 | 1,430.96 | 1,430.96 | 1,430.96 | 1,430.96 | 1,430.96 | - | 0.009556 |
| Jul 11, 200 | 1,444.70 | 1,444.70 | 1,444.70 | 1,444.70 | 1,444.70 | - | 0.005729 |
| Jul 14, 200 | 1,453.00 | 1,453.00 | 1,453.00 | 1,453.00 | 1,453.00 | - | -0.00343 |
| Jul 15, 200 | 1,448.02 | 1,448.02 | 1,448.02 | 1,448.02 | 1,448.02 | - | -0.00635 |
| Jul 16, 200 | 1,438.86 | 1,438.86 | 1,438.86 | 1,438.86 | 1,438.86 | - | -0.01241 |
| Jul 17, 200 | 1,421.11 | 1,421.11 | 1,421.11 | 1,421.11 | 1,421.11 | - | 0.011739 |
| Jul 18, 200 | 1,437.89 | 1,437.89 | 1,437.89 | 1,437.89 | 1,437.89 | - | -0.01472 |
| Jul 21, 200 | 1,416.88 | 1,416.88 | 1,416.88 | 1,416.88 | 1,416.88 | - | 0.009462 |
| Jul 22, 200 | 1,430.35 | 1,430.35 | 1,430.35 | 1,430.35 | 1,430.35 | - | 0.000524 |
| Jul 23, 200 | 1,431.10 | 1,431.10 | 1,431.10 | 1,431.10 | 1,431.10 | - | -0.00711 |
| Jul 24, 200 | 1,420.96 | 1,420.96 | 1,420.96 | 1,420.96 | 1,420.96 | - | 0.017261 |
| Jul 25, 200 | 1,445.70 | 1,445.70 | 1,445.70 | 1,445.70 | 1,445.70 | - | -0.00216 |
| Jul 28, 200 | 1,442.58 | 1,442.58 | 1,442.58 | 1,442.58 | 1,442.58 | - | -0.00714 |
| Jul 29, 200 | 1,432.31 | 1,432.31 | 1,432.31 | 1,432.31 | 1,432.31 | - | -0.00168 |
| Jul 30, 200 | 1,429.91 | 1,429.91 | 1,429.91 | 1,429.91 | 1,429.91 | - | 0.003086 |
| Jul 31, 200 | 1,434.33 | 1,434.33 | 1,434.33 | 1,434.33 | 1,434.33 | - | -0.01029 |
| Aug 01, 200 | 1,419.64 | 1,419.64 | 1,419.64 | 1,419.64 | 1,419.64 | - | 0.002722 |
| Aug 04, 200 | 1,423.51 | 1,423.51 | 1,423.51 | 1,423.51 | 1,423.51 | - | -0.01778 |
| Aug 05, 200 | 1,398.42 | 1,398.42 | 1,398.42 | 1,398.42 | 1,398.42 | - | 0.00185 |
| Aug 06, 200 | 1,401.01 | 1,401.01 | 1,401.01 | 1,401.01 | 1,401.01 | - | 0.007297 |
| Aug 07, 200 | 1,411.27 | 1,411.27 | 1,411.27 | 1,411.27 | 1,411.27 | - | 0.003558 |
| Aug 08, 200 | 1,416.30 | 1,416.30 | 1,416.30 | 1,416.30 | 1,416.30 | - | 0.00332 |
| Aug 11, 200 | 1,421.01 | 1,421.01 | 1,421.01 | 1,421.01 | 1,421.01 | - | 0.009915 |
| Aug 12, 200 | 1,435.17 | 1,435.17 | 1,435.17 | 1,435.17 | 1,435.17 | - | -0.00602 |
| Aug 13, 200 | 1,426.55 | 1,426.55 | 1,426.55 | 1,426.55 | 1,426.55 | - | 0.006575 |
| Aug 14, 200 | 1,435.96 | 1,435.96 | 1,435.96 | 1,435.96 | 1,435.96 | - | 0.000327 |
| Aug 15, 200 | 1,436.43 | 1,436.43 | 1,436.43 | 1,436.43 | 1,436.43 | - | 0.009161 |
| Aug 18, 200 | 1,449.65 | 1,449.65 | 1,449.65 | 1,449.65 | 1,449.65 | - | 0.002618 |
| Aug 19, 200 | 1,453.45 | 1,453.45 | 1,453.45 | 1,453.45 | 1,453.45 | - | -0.00196 |
| Aug 20, 200 | 1,450.61 | 1,450.61 | 1,450.61 | 1,450.61 | 1,450.61 | - | 0.003008 |
| Aug 21, 200 | 1,454.98 | 1,454.98 | 1,454.98 | 1,454.98 | 1,454.98 | - | -0.01023 |
| Aug 22, 200 | 1,440.17 | 1,440.17 | 1,440.17 | 1,440.17 | 1,440.17 | - | 0.000652 |
| Aug 25, 200 | 1,441.11 | 1,441.11 | 1,441.11 | 1,441.11 | 1,441.11 | - | 0.003049 |
| Aug 26, 200 | 1,445.51 | 1,445.51 | 1,445.51 | 1,445.51 | 1,445.51 | - | 0.000228 |
| Aug 27, 200 | 1,445.84 | 1,445.84 | 1,445.84 | 1,445.84 | 1,445.84 | - | 0.006109 |
| Aug 28, 200 | 1,454.70 | 1,454.70 | 1,454.70 | 1,454.70 | 1,454.70 | - | 0.005211 |
| Aug 29, 200 | 1,462.30 | 1,462.30 | 1,462.30 | 1,462.30 | 1,462.30 | - | 0.013794 |
| Sep 02, 200 | 1,482.61 | 1,482.61 | 1,482.61 | 1,482.61 | 1,482.61 | - | 0.004469 |
| Sep 03, 200 | 1,489.25 | 1,489.25 | 1,489.25 | 1,489.25 | 1,489.25 | - | 0.001691 |
| Sep 04, 200 | 1,491.77 | 1,491.77 | 1,491.77 | 1,491.77 | 1,491.77 | - | -0.00641 |
| Sep 05, 200 | 1,482.24 | 1,482.24 | 1,482.24 | 1,482.24 | 1,482.24 | - | 0.010056 |
| Sep 08, 200 | 1,497.22 | 1,497.22 | 1,497.22 | 1,497.22 | 1,497.22 | - | -0.00824 |
| Sep 09, 200 | 1,484.93 | 1,484.93 | 1,484.93 | 1,484.93 | 1,484.93 | - | -0.01195 |
| Sep 10, 200 | 1,467.29 | 1,467.29 | 1,467.29 | 1,467.29 | 1,467.29 | - | 0.005729 |
| Sep 11, 200 | 1,475.72 | 1,475.72 | 1,475.72 | 1,475.72 | 1,475.72 | - | 0.00218 |
| Sep 12, 200 | 1,478.94 | 1,478.94 | 1,478.94 | 1,478.94 | 1,478.94 | - | -0.00373 |
| Sep 15, 200 | 1,473.43 | 1,473.43 | 1,473.43 | 1,473.43 | 1,473.43 | - | 0.014199 |
| Sep 16, 200 | 1,494.50 | 1,494.50 | 1,494.50 | 1,494.50 | 1,494.50 | - | -0.00322 |
| Sep 17, 200 | 1,489.70 | 1,489.70 | 1,489.70 | 1,489.70 | 1,489.70 | - | 0.013184 |
| Sep 18, 200 | 1,509.47 | 1,509.47 | 1,509.47 | 1,509.47 | 1,509.47 | - | -0.00314 |
| Sep 19, 200 | 1,504.74 | 1,504.74 | 1,504.74 | 1,504.74 | 1,504.74 | - | -0.0131 |
| Sep 22, 200 | 1,485.16 | 1,485.16 | 1,485.16 | 1,485.16 | 1,485.16 | - | 0.006062 |
| Sep 23, 200 | 1,494.19 | 1,494.19 | 1,494.19 | 1,494.19 | 1,494.19 | - | -0.01928 |
| Sep 24, 200 | 1,465.66 | 1,465.66 | 1,465.66 | 1,465.66 | 1,465.66 | - | -0.00586 |
| Sep 25, 200 | 1,457.09 | 1,457.09 | 1,457.09 | 1,457.09 | 1,457.09 | - | -0.00624 |
| Sep 26, 200 | 1,448.03 | 1,448.03 | 1,448.03 | 1,448.03 | 1,448.03 | - | 0.009738 |
| Sep 29, 200 | 1,462.20 | 1,462.20 | 1,462.20 | 1,462.20 | 1,462.20 | - | -0.01061 |
| Sep 30, 200 | 1,446.77 | 1,446.77 | 1,446.77 | 1,446.77 | 1,446.77 | - | 0.022188 |
| Oct 01, 200 | 1,479.23 | 1,479.23 | 1,479.23 | 1,479.23 | 1,479.23 | - | 0.002114 |
| Oct 02, 200 | 1,482.36 | 1,482.36 | 1,482.36 | 1,482.36 | 1,482.36 | - | 0.009373 |
| Oct 03, 200 | 1,496.32 | 1,496.32 | 1,496.32 | 1,496.32 | 1,496.32 | - | 0.004361 |
| Oct 06, 200 | 1,502.86 | 1,502.86 | 1,502.86 | 1,502.86 | 1,502.86 | - | 0.004773 |
| Oct 07, 200 | 1,510.05 | 1,510.05 | 1,510.05 | 1,510.05 | 1,510.05 | - | -0.00491 |
| Oct 08, 200 | 1,502.65 | 1,502.65 | 1,502.65 | 1,502.65 | 1,502.65 | - | 0.004787 |
| Oct 09, 200 | 1,509.86 | 1,509.86 | 1,509.86 | 1,509.86 | 1,509.86 | - | -0.00057 |
| Oct 10, 200 | 1,509.00 | 1,509.00 | 1,509.00 | 1,509.00 | 1,509.00 | - | 0.007 |
| Oct 13, 200 | 1,519.60 | 1,519.60 | 1,519.60 | 1,519.60 | 1,519.60 | - | 0.003941 |
| Oct 14, 200 | 1,525.60 | 1,525.60 | 1,525.60 | 1,525.60 | 1,525.60 | - | -0.0024 |
| Oct 15, 200 | 1,521.95 | 1,521.95 | 1,521.95 | 1,521.95 | 1,521.95 | - | 0.003182 |
| Oct 16, 200 | 1,526.80 | 1,526.80 | 1,526.80 | 1,526.80 | 1,526.80 | - | -0.01028 |
| Oct 17, 200 | 1,511.18 | 1,511.18 | 1,511.18 | 1,511.18 | 1,511.18 | - | 0.005142 |
| Oct 20, 200 | 1,518.97 | 1,518.97 | 1,518.97 | 1,518.97 | 1,518.97 | - | 0.00129 |
| Oct 21, 200 | 1,520.93 | 1,520.93 | 1,520.93 | 1,520.93 | 1,520.93 | - | -0.015 |
| Oct 22, 200 | 1,498.28 | 1,498.28 | 1,498.28 | 1,498.28 | 1,498.28 | - | 0.003318 |
| Oct 23, 200 | 1,503.26 | 1,503.26 | 1,503.26 | 1,503.26 | 1,503.26 | - | -0.00471 |
| Oct 24, 200 | 1,496.20 | 1,496.20 | 1,496.20 | 1,496.20 | 1,496.20 | - | 0.002156 |
| Oct 27, 200 | 1,499.43 | 1,499.43 | 1,499.43 | 1,499.43 | 1,499.43 | - | 0.015078 |
| Oct 28, 200 | 1,522.21 | 1,522.21 | 1,522.21 | 1,522.21 | 1,522.21 | - | 0.001444 |
| Oct 29, 200 | 1,524.41 | 1,524.41 | 1,524.41 | 1,524.41 | 1,524.41 | - | -0.00085 |
| Oct 30, 200 | 1,523.12 | 1,523.12 | 1,523.12 | 1,523.12 | 1,523.12 | - | 0.003605 |
| Oct 31, 200 | 1,528.62 | 1,528.62 | 1,528.62 | 1,528.62 | 1,528.62 | - | 0.007878 |
| Nov 03, 20 | 1,540.71 | 1,540.71 | 1,540.71 | 1,540.71 | 1,540.71 | - | -0.00545 |
| Nov 04, 20 | 1,532.34 | 1,532.34 | 1,532.34 | 1,532.34 | 1,532.34 | - | -0.00118 |
| Nov 05, 20 | 1,530.54 | 1,530.54 | 1,530.54 | 1,530.54 | 1,530.54 | - | 0.005999 |
| Nov 06, 20 | 1,539.75 | 1,539.75 | 1,539.75 | 1,539.75 | 1,539.75 | - | -0.00438 |
| Nov 07, 20 | 1,533.02 | 1,533.02 | 1,533.02 | 1,533.02 | 1,533.02 | - | -0.00573 |
| Nov 10, 20 | 1,524.26 | 1,524.26 | 1,524.26 | 1,524.26 | 1,524.26 | - | -0.00052 |
| Nov 11, 20 | 1,523.47 | 1,523.47 | 1,523.47 | 1,523.47 | 1,523.47 | - | 0.011759 |
| Nov 12, 20 | 1,541.49 | 1,541.49 | 1,541.49 | 1,541.49 | 1,541.49 | - | -0.00012 |
| Nov 13, 20 | 1,541.30 | 1,541.30 | 1,541.30 | 1,541.30 | 1,541.30 | - | -0.00746 |
| Nov 14, 20 | 1,529.84 | 1,529.84 | 1,529.84 | 1,529.84 | 1,529.84 | - | -0.00641 |
| Nov 17, 20 | 1,520.07 | 1,520.07 | 1,520.07 | 1,520.07 | 1,520.07 | - | -0.00909 |
| Nov 18, 20 | 1,506.32 | 1,506.32 | 1,506.32 | 1,506.32 | 1,506.32 | - | 0.00806 |
| Nov 19, 20 | 1,518.51 | 1,518.51 | 1,518.51 | 1,518.51 | 1,518.51 | - | -0.00843 |
| Nov 20, 20 | 1,505.76 | 1,505.76 | 1,505.76 | 1,505.76 | 1,505.76 | - | 0.001626 |
| Nov 21, 20 | 1,508.21 | 1,508.21 | 1,508.21 | 1,508.21 | 1,508.21 | - | 0.016101 |
| Nov 24, 20 | 1,532.69 | 1,532.69 | 1,532.69 | 1,532.69 | 1,532.69 | - | 0.001825 |
| Nov 25, 20 | 1,535.49 | 1,535.49 | 1,535.49 | 1,535.49 | 1,535.49 | - | 0.004484 |
| Nov 26, 20 | 1,542.39 | 1,542.39 | 1,542.39 | 1,542.39 | 1,542.39 | - | -0.00021 |
| Nov 28, 20 | 1,542.07 | 1,542.07 | 1,542.07 | 1,542.07 | 1,542.07 | - | 0.01124 |
| Dec 01, 200 | 1,559.50 | 1,559.50 | 1,559.50 | 1,559.50 | 1,559.50 | - | -0.00326 |
| Dec 02, 200 | 1,554.42 | 1,554.42 | 1,554.42 | 1,554.42 | 1,554.42 | - | -0.0015 |
| Dec 03, 200 | 1,552.09 | 1,552.09 | 1,552.09 | 1,552.09 | 1,552.09 | - | 0.004744 |
| Dec 04, 200 | 1,559.47 | 1,559.47 | 1,559.47 | 1,559.47 | 1,559.47 | - | -0.00769 |
| Dec 05, 200 | 1,547.52 | 1,547.52 | 1,547.52 | 1,547.52 | 1,547.52 | - | 0.007365 |
| Dec 08, 200 | 1,558.96 | 1,558.96 | 1,558.96 | 1,558.96 | 1,558.96 | - | -0.00855 |
| Dec 09, 200 | 1,545.68 | 1,545.68 | 1,545.68 | 1,545.68 | 1,545.68 | - | -0.00089 |
| Dec 10, 200 | 1,544.31 | 1,544.31 | 1,544.31 | 1,544.31 | 1,544.31 | - | 0.011537 |
| Dec 11, 200 | 1,562.23 | 1,562.23 | 1,562.23 | 1,562.23 | 1,562.23 | - | 0.00273 |
| Dec 12, 200 | 1,566.50 | 1,566.50 | 1,566.50 | 1,566.50 | 1,566.50 | - | -0.00566 |
| Dec 15, 200 | 1,557.66 | 1,557.66 | 1,557.66 | 1,557.66 | 1,557.66 | - | 0.006629 |
| Dec 16, 200 | 1,568.02 | 1,568.02 | 1,568.02 | 1,568.02 | 1,568.02 | - | 0.001357 |
| Dec 17, 200 | 1,570.15 | 1,570.15 | 1,570.15 | 1,570.15 | 1,570.15 | - | 0.011871 |
| Dec 18, 200 | 1,588.90 | 1,588.90 | 1,588.90 | 1,588.90 | 1,588.90 | - | -0.00045 |
| Dec 19, 200 | 1,588.19 | 1,588.19 | 1,588.19 | 1,588.19 | 1,588.19 | - | 0.003921 |
| Dec 22, 200 | 1,594.43 | 1,594.43 | 1,594.43 | 1,594.43 | 1,594.43 | - | 0.002818 |
| Dec 23, 200 | 1,598.93 | 1,598.93 | 1,598.93 | 1,598.93 | 1,598.93 | - | -0.0018 |
| Dec 24, 200 | 1,596.05 | 1,596.05 | 1,596.05 | 1,596.05 | 1,596.05 | - | 0.00169 |
| Dec 26, 200 | 1,598.75 | 1,598.75 | 1,598.75 | 1,598.75 | 1,598.75 | - | 0.012685 |
| Dec 29, 200 | 1,619.16 | 1,619.16 | 1,619.16 | 1,619.16 | 1,619.16 | - | 0.000266 |
| Dec 30, 200 | 1,619.59 | 1,619.59 | 1,619.59 | 1,619.59 | 1,619.59 | - | 0.002066 |
| Dec 31, 200 | 1,622.94 | 1,622.94 | 1,622.94 | 1,622.94 | 1,622.94 | - | -0.00302 |
| Jan 02, 200 | 1,618.05 | 1,618.05 | 1,618.05 | 1,618.05 | 1,618.05 | - | 0.012315 |
| Jan 05, 200 | 1,638.10 | 1,638.10 | 1,638.10 | 1,638.10 | 1,638.10 | - | 0.001348 |
| Jan 06, 200 | 1,640.31 | 1,640.31 | 1,640.31 | 1,640.31 | 1,640.31 | - | 0.002612 |
| Jan 07, 200 | 1,644.60 | 1,644.60 | 1,644.60 | 1,644.60 | 1,644.60 | - | 0.004992 |
| Jan 08, 200 | 1,652.83 | 1,652.83 | 1,652.83 | 1,652.83 | 1,652.83 | - | -0.00893 |
| Jan 09, 200 | 1,638.14 | 1,638.14 | 1,638.14 | 1,638.14 | 1,638.14 | - | 0.004805 |
| Jan 12, 200 | 1,646.03 | 1,646.03 | 1,646.03 | 1,646.03 | 1,646.03 | - | -0.0053 |
| Jan 13, 200 | 1,637.33 | 1,637.33 | 1,637.33 | 1,637.33 | 1,637.33 | - | 0.00829 |
| Jan 14, 200 | 1,650.96 | 1,650.96 | 1,650.96 | 1,650.96 | 1,650.96 | - | 0.001362 |
| Jan 15, 200 | 1,653.21 | 1,653.21 | 1,653.21 | 1,653.21 | 1,653.21 | - | 0.006848 |
| Jan 16, 200 | 1,664.57 | 1,664.57 | 1,664.57 | 1,664.57 | 1,664.57 | - | -0.00093 |
| Jan 20, 200 | 1,663.03 | 1,663.03 | 1,663.03 | 1,663.03 | 1,663.03 | - | 0.007811 |
| Jan 21, 200 | 1,676.07 | 1,676.07 | 1,676.07 | 1,676.07 | 1,676.07 | - | -0.00319 |
| Jan 22, 200 | 1,670.73 | 1,670.73 | 1,670.73 | 1,670.73 | 1,670.73 | - | -0.00208 |
| Jan 23, 200 | 1,667.26 | 1,667.26 | 1,667.26 | 1,667.26 | 1,667.26 | - | 0.012031 |
| Jan 26, 200 | 1,687.44 | 1,687.44 | 1,687.44 | 1,687.44 | 1,687.44 | - | -0.00984 |
| Jan 27, 200 | 1,670.91 | 1,670.91 | 1,670.91 | 1,670.91 | 1,670.91 | - | -0.01354 |
| Jan 28, 200 | 1,648.44 | 1,648.44 | 1,648.44 | 1,648.44 | 1,648.44 | - | 0.005234 |
| Jan 29, 200 | 1,657.09 | 1,657.09 | 1,657.09 | 1,657.09 | 1,657.09 | - | -0.00263 |
| Jan 30, 200 | 1,652.73 | 1,652.73 | 1,652.73 | 1,652.73 | 1,652.73 | - | 0.00366 |
| Feb 02, 200 | 1,658.79 | 1,658.79 | 1,658.79 | 1,658.79 | 1,658.79 | - | 0.000681 |
| Feb 03, 200 | 1,659.92 | 1,659.92 | 1,659.92 | 1,659.92 | 1,659.92 | - | -0.00825 |
| Feb 04, 200 | 1,646.29 | 1,646.29 | 1,646.29 | 1,646.29 | 1,646.29 | - | 0.001857 |
| Feb 05, 200 | 1,649.35 | 1,649.35 | 1,649.35 | 1,649.35 | 1,649.35 | - | 0.012526 |
| Feb 06, 200 | 1,670.14 | 1,670.14 | 1,670.14 | 1,670.14 | 1,670.14 | - | -0.00239 |
| Feb 09, 200 | 1,666.16 | 1,666.16 | 1,666.16 | 1,666.16 | 1,666.16 | - | 0.005023 |
| Feb 10, 200 | 1,674.55 | 1,674.55 | 1,674.55 | 1,674.55 | 1,674.55 | - | 0.010975 |
| Feb 11, 200 | 1,693.03 | 1,693.03 | 1,693.03 | 1,693.03 | 1,693.03 | - | -0.0048 |
| Feb 12, 200 | 1,684.92 | 1,684.92 | 1,684.92 | 1,684.92 | 1,684.92 | - | -0.00539 |
| Feb 13, 200 | 1,675.86 | 1,675.86 | 1,675.86 | 1,675.86 | 1,675.86 | - | 0.009715 |
| Feb 17, 200 | 1,692.22 | 1,692.22 | 1,692.22 | 1,692.22 | 1,692.22 | - | -0.00434 |
| Feb 18, 200 | 1,684.90 | 1,684.90 | 1,684.90 | 1,684.90 | 1,684.90 | - | -0.0041 |
| Feb 19, 200 | 1,678.01 | 1,678.01 | 1,678.01 | 1,678.01 | 1,678.01 | - | -0.00257 |
| Feb 20, 200 | 1,673.71 | 1,673.71 | 1,673.71 | 1,673.71 | 1,673.71 | - | -0.0027 |
| Feb 23, 200 | 1,669.20 | 1,669.20 | 1,669.20 | 1,669.20 | 1,669.20 | - | -0.00167 |
| Feb 24, 200 | 1,666.42 | 1,666.42 | 1,666.42 | 1,666.42 | 1,666.42 | - | 0.004144 |
| Feb 25, 200 | 1,673.34 | 1,673.34 | 1,673.34 | 1,673.34 | 1,673.34 | - | 0.001368 |
| Feb 26, 200 | 1,675.63 | 1,675.63 | 1,675.63 | 1,675.63 | 1,675.63 | - | 4.18E-05 |
| Feb 27, 200 | 1,675.70 | 1,675.70 | 1,675.70 | 1,675.70 | 1,675.70 | - | 0.009621 |
| Mar 01, 20 | 1,691.90 | 1,691.90 | 1,691.90 | 1,691.90 | 1,691.90 | - | -0.00594 |
| Mar 02, 20 | 1,681.88 | 1,681.88 | 1,681.88 | 1,681.88 | 1,681.88 | - | 0.001954 |
| Mar 03, 20 | 1,685.17 | 1,685.17 | 1,685.17 | 1,685.17 | 1,685.17 | - | 0.003353 |
| Mar 04, 20 | 1,690.83 | 1,690.83 | 1,690.83 | 1,690.83 | 1,690.83 | - | 0.001731 |
| Mar 05, 20 | 1,693.76 | 1,693.76 | 1,693.76 | 1,693.76 | 1,693.76 | - | -0.00831 |
| Mar 08, 20 | 1,679.74 | 1,679.74 | 1,679.74 | 1,679.74 | 1,679.74 | - | -0.00577 |
| Mar 09, 20 | 1,670.07 | 1,670.07 | 1,670.07 | 1,670.07 | 1,670.07 | - | -0.01465 |
| Mar 10, 20 | 1,645.79 | 1,645.79 | 1,645.79 | 1,645.79 | 1,645.79 | - | -0.01505 |
| Mar 11, 20 | 1,621.21 | 1,621.21 | 1,621.21 | 1,621.21 | 1,621.21 | - | 0.012389 |
| Mar 12, 20 | 1,641.42 | 1,641.42 | 1,641.42 | 1,641.42 | 1,641.42 | - | -0.01443 |
| Mar 15, 20 | 1,617.91 | 1,617.91 | 1,617.91 | 1,617.91 | 1,617.91 | - | 0.005621 |
| Mar 16, 20 | 1,627.03 | 1,627.03 | 1,627.03 | 1,627.03 | 1,627.03 | - | 0.011768 |
| Mar 17, 20 | 1,646.29 | 1,646.29 | 1,646.29 | 1,646.29 | 1,646.29 | - | -0.00126 |
| Mar 18, 20 | 1,644.21 | 1,644.21 | 1,644.21 | 1,644.21 | 1,644.21 | - | -0.01124 |
| Mar 19, 20 | 1,625.84 | 1,625.84 | 1,625.84 | 1,625.84 | 1,625.84 | - | -0.01303 |
| Mar 22, 20 | 1,604.80 | 1,604.80 | 1,604.80 | 1,604.80 | 1,604.80 | - | -0.00133 |
| Mar 23, 20 | 1,602.67 | 1,602.67 | 1,602.67 | 1,602.67 | 1,602.67 | - | -0.00239 |
| Mar 24, 20 | 1,598.85 | 1,598.85 | 1,598.85 | 1,598.85 | 1,598.85 | - | 0.016229 |
| Mar 25, 20 | 1,625.01 | 1,625.01 | 1,625.01 | 1,625.01 | 1,625.01 | - | -0.00102 |
| Mar 26, 20 | 1,623.36 | 1,623.36 | 1,623.36 | 1,623.36 | 1,623.36 | - | 0.01309 |
| Mar 29, 20 | 1,644.75 | 1,644.75 | 1,644.75 | 1,644.75 | 1,644.75 | - | 0.004053 |
| Mar 30, 20 | 1,651.43 | 1,651.43 | 1,651.43 | 1,651.43 | 1,651.43 | - | -0.00061 |
| Mar 31, 20 | 1,650.42 | 1,650.42 | 1,650.42 | 1,650.42 | 1,650.42 | - | 0.005282 |
| Apr 01, 200 | 1,659.16 | 1,659.16 | 1,659.16 | 1,659.16 | 1,659.16 | - | 0.008552 |
| Apr 02, 200 | 1,673.41 | 1,673.41 | 1,673.41 | 1,673.41 | 1,673.41 | - | 0.007638 |
| Apr 05, 200 | 1,686.24 | 1,686.24 | 1,686.24 | 1,686.24 | 1,686.24 | - | -0.00179 |
| Apr 06, 200 | 1,683.23 | 1,683.23 | 1,683.23 | 1,683.23 | 1,683.23 | - | -0.00661 |
| Apr 07, 200 | 1,672.14 | 1,672.14 | 1,672.14 | 1,672.14 | 1,672.14 | - | -0.00107 |
| Apr 08, 200 | 1,670.36 | 1,670.36 | 1,670.36 | 1,670.36 | 1,670.36 | - | 0.005171 |
| Apr 12, 200 | 1,679.02 | 1,679.02 | 1,679.02 | 1,679.02 | 1,679.02 | - | -0.01381 |
| Apr 13, 200 | 1,655.99 | 1,655.99 | 1,655.99 | 1,655.99 | 1,655.99 | - | -0.0011 |
| Apr 14, 200 | 1,654.17 | 1,654.17 | 1,654.17 | 1,654.17 | 1,654.17 | - | 0.000592 |
| Apr 15, 200 | 1,655.15 | 1,655.15 | 1,655.15 | 1,655.15 | 1,655.15 | - | 0.005104 |
| Apr 16, 200 | 1,663.62 | 1,663.62 | 1,663.62 | 1,663.62 | 1,663.62 | - | 0.001069 |
| Apr 19, 200 | 1,665.40 | 1,665.40 | 1,665.40 | 1,665.40 | 1,665.40 | - | -0.01568 |
| Apr 20, 200 | 1,639.49 | 1,639.49 | 1,639.49 | 1,639.49 | 1,639.49 | - | 0.005365 |
| Apr 21, 200 | 1,648.31 | 1,648.31 | 1,648.31 | 1,648.31 | 1,648.31 | - | 0.014049 |
| Apr 22, 200 | 1,671.63 | 1,671.63 | 1,671.63 | 1,671.63 | 1,671.63 | - | 0.000592 |
| Apr 23, 200 | 1,672.62 | 1,672.62 | 1,672.62 | 1,672.62 | 1,672.62 | - | -0.00445 |
| Apr 26, 200 | 1,665.20 | 1,665.20 | 1,665.20 | 1,665.20 | 1,665.20 | - | 0.002273 |
| Apr 27, 200 | 1,668.99 | 1,668.99 | 1,668.99 | 1,668.99 | 1,668.99 | - | -0.01375 |
| Apr 28, 200 | 1,646.20 | 1,646.20 | 1,646.20 | 1,646.20 | 1,646.20 | - | -0.00734 |
| Apr 29, 200 | 1,634.16 | 1,634.16 | 1,634.16 | 1,634.16 | 1,634.16 | - | -0.00592 |

| | | | | | | | |
|---|---|---|---|---|---|---|---|
| Apr 30. 20 | 1,624.51 | 1,624.51 | 1,624.51 | 1,624.51 | 1,624.51 | - | 0.009161 |
| May 03. 20 | 1,639.46 | 1,639.46 | 1,639.46 | 1,639.46 | 1,639.46 | - | 0.001853 |
| May 04. 20 | 1,642.50 | 1,642.50 | 1,642.50 | 1,642.50 | 1,642.50 | - | 0.001916 |
| May 05. 20 | 1,645.65 | 1,645.65 | 1,645.65 | 1,645.65 | 1,645.65 | - | -0.00665 |
| May 06. 20 | 1,634.75 | 1,634.75 | 1,634.75 | 1,634.75 | 1,634.75 | - | -0.01382 |
| May 07. 20 | 1,612.31 | 1,612.31 | 1,612.31 | 1,612.31 | 1,612.31 | - | -0.01056 |
| May 10. 20 | 1,595.38 | 1,595.38 | 1,595.38 | 1,595.38 | 1,595.38 | - | 0.007842 |
| May 11. 20 | 1,607.94 | 1,607.94 | 1,607.94 | 1,607.94 | 1,607.94 | - | 0.001994 |
| May 12. 20 | 1,611.15 | 1,611.15 | 1,611.15 | 1,611.15 | 1,611.15 | - | -0.00068 |
| May 13. 20 | 1,610.05 | 1,610.05 | 1,610.05 | 1,610.05 | 1,610.05 | - | -0.00058 |
| May 14. 20 | 1,609.12 | 1,609.12 | 1,609.12 | 1,609.12 | 1,609.12 | - | -0.01055 |
| May 17. 20 | 1,592.23 | 1,592.23 | 1,592.23 | 1,592.23 | 1,592.23 | - | 0.006829 |
| May 18. 20 | 1,603.14 | 1,603.14 | 1,603.14 | 1,603.14 | 1,603.14 | - | -0.0024 |
| May 19. 20 | 1,599.29 | 1,599.29 | 1,599.29 | 1,599.29 | 1,599.29 | - | 0.000481 |
| May 20. 20 | 1,600.06 | 1,600.06 | 1,600.06 | 1,600.06 | 1,600.06 | - | 0.004011 |
| May 21. 20 | 1,606.49 | 1,606.49 | 1,606.49 | 1,606.49 | 1,606.49 | - | 0.001698 |
| May 24. 20 | 1,609.22 | 1,609.22 | 1,609.22 | 1,609.22 | 1,609.22 | - | 0.015979 |
| May 25. 20 | 1,635.14 | 1,635.14 | 1,635.14 | 1,635.14 | 1,635.14 | - | 0.001845 |
| May 26. 20 | 1,638.16 | 1,638.16 | 1,638.16 | 1,638.16 | 1,638.16 | - | 0.005776 |
| May 27. 20 | 1,647.65 | 1,647.65 | 1,647.65 | 1,647.65 | 1,647.65 | - | -0.00052 |
| May 28. 20 | 1,646.80 | 1,646.80 | 1,646.80 | 1,646.80 | 1,646.80 | - | 0.000467 |
| Jun 01. 200 | 1,647.57 | 1,647.57 | 1,647.57 | 1,647.57 | 1,647.57 | - | 0.003696 |
| Jun 02. 200 | 1,653.67 | 1,653.67 | 1,653.67 | 1,653.67 | 1,653.67 | - | -0.00743 |
| Jun 03. 200 | 1,641.43 | 1,641.43 | 1,641.43 | 1,641.43 | 1,641.43 | - | 0.005256 |
| Jun 04. 200 | 1,650.08 | 1,650.08 | 1,650.08 | 1,650.08 | 1,650.08 | - | 0.015873 |
| Jun 07. 200 | 1,676.48 | 1,676.48 | 1,676.48 | 1,676.48 | 1,676.48 | - | 0.001627 |
| Jun 08. 200 | 1,679.21 | 1,679.21 | 1,679.21 | 1,679.21 | 1,679.21 | - | -0.00947 |
| Jun 09. 200 | 1,663.38 | 1,663.38 | 1,663.38 | 1,663.38 | 1,663.38 | - | 0.004583 |
| Jun 10. 200 | 1,671.02 | 1,671.02 | 1,671.02 | 1,671.02 | 1,671.02 | - | -0.00963 |
| Jun 14. 200 | 1,655.00 | 1,655.00 | 1,655.00 | 1,655.00 | 1,655.00 | - | 0.005976 |
| Jun 15. 200 | 1,664.92 | 1,664.92 | 1,664.92 | 1,664.92 | 1,664.92 | - | 0.001386 |
| Jun 16. 200 | 1,667.23 | 1,667.23 | 1,667.23 | 1,667.23 | 1,667.23 | - | -0.00133 |
| Jun 17. 200 | 1,665.02 | 1,665.02 | 1,665.02 | 1,665.02 | 1,665.02 | - | 0.002621 |
| Jun 18. 200 | 1,669.39 | 1,669.39 | 1,669.39 | 1,669.39 | 1,669.39 | - | -0.00416 |
| Jun 21. 200 | 1,662.46 | 1,662.46 | 1,662.46 | 1,662.46 | 1,662.46 | - | 0.003657 |
| Jun 22. 200 | 1,668.55 | 1,668.55 | 1,668.55 | 1,668.55 | 1,668.55 | - | 0.008474 |
| Jun 23. 200 | 1,682.75 | 1,682.75 | 1,682.75 | 1,682.75 | 1,682.75 | - | -0.00279 |
| Jun 24. 200 | 1,678.07 | 1,678.07 | 1,678.07 | 1,678.07 | 1,678.07 | - | -0.00546 |
| Jun 25. 200 | 1,668.93 | 1,668.93 | 1,668.93 | 1,668.93 | 1,668.93 | - | -0.00079 |
| Jun 28. 200 | 1,667.61 | 1,667.61 | 1,667.61 | 1,667.61 | 1,667.61 | - | 0.002533 |
| Jun 29. 200 | 1,671.84 | 1,671.84 | 1,671.84 | 1,671.84 | 1,671.84 | - | 0.004172 |
| Jun 30. 200 | 1,678.83 | 1,678.83 | 1,678.83 | 1,678.83 | 1,678.83 | - | -0.01036 |
| Jul 01. 200 | 1,661.53 | 1,661.53 | 1,661.53 | 1,661.53 | 1,661.53 | - | -0.00313 |
| Jul 02. 200 | 1,656.33 | 1,656.33 | 1,656.33 | 1,656.33 | 1,656.33 | - | -0.00818 |
| Jul 06. 200 | 1,642.84 | 1,642.84 | 1,642.84 | 1,642.84 | 1,642.84 | - | 0.00214 |
| Jul 07. 200 | 1,646.36 | 1,646.36 | 1,646.36 | 1,646.36 | 1,646.36 | - | -0.00822 |
| Jul 08. 200 | 1,632.89 | 1,632.89 | 1,632.89 | 1,632.89 | 1,632.89 | - | 0.003381 |
| Jul 09. 200 | 1,638.42 | 1,638.42 | 1,638.42 | 1,638.42 | 1,638.42 | - | 0.001409 |
| Jul 12. 200 | 1,640.73 | 1,640.73 | 1,640.73 | 1,640.73 | 1,640.73 | - | 0.000749 |
| Jul 13. 200 | 1,641.96 | 1,641.96 | 1,641.96 | 1,641.96 | 1,641.96 | - | -0.00326 |
| Jul 14. 200 | 1,636.62 | 1,636.62 | 1,636.62 | 1,636.62 | 1,636.62 | - | -0.00431 |
| Jul 15. 200 | 1,629.58 | 1,629.58 | 1,629.58 | 1,629.58 | 1,629.58 | - | -0.00478 |
| Jul 16. 200 | 1,621.81 | 1,621.81 | 1,621.81 | 1,621.81 | 1,621.81 | - | -0.00044 |
| Jul 19. 200 | 1,621.09 | 1,621.09 | 1,621.09 | 1,621.09 | 1,621.09 | - | 0.007026 |
| Jul 20. 200 | 1,632.52 | 1,632.52 | 1,632.52 | 1,632.52 | 1,632.52 | - | -0.01334 |
| Jul 21. 200 | 1,610.88 | 1,610.88 | 1,610.88 | 1,610.88 | 1,610.88 | - | 0.002722 |
| Jul 22. 200 | 1,615.27 | 1,615.27 | 1,615.27 | 1,615.27 | 1,615.27 | - | -0.00974 |
| Jul 23. 200 | 1,599.62 | 1,599.62 | 1,599.62 | 1,599.62 | 1,599.62 | - | -0.00196 |
| Jul 26. 200 | 1,596.48 | 1,596.48 | 1,596.48 | 1,596.48 | 1,596.48 | - | 0.009879 |
| Jul 27. 200 | 1,612.33 | 1,612.33 | 1,612.33 | 1,612.33 | 1,612.33 | - | 0.000725 |
| Jul 28. 200 | 1,613.50 | 1,613.50 | 1,613.50 | 1,613.50 | 1,613.50 | - | 0.004853 |
| Jul 29. 200 | 1,621.35 | 1,621.35 | 1,621.35 | 1,621.35 | 1,621.35 | - | 0.001177 |
| Jul 30. 200 | 1,623.26 | 1,623.26 | 1,623.26 | 1,623.26 | 1,623.26 | - | 0.004438 |
| Aug 02. 20 | 1,630.48 | 1,630.48 | 1,630.48 | 1,630.48 | 1,630.48 | - | -0.00628 |
| Aug 03. 20 | 1,620.28 | 1,620.28 | 1,620.28 | 1,620.28 | 1,620.28 | - | -0.00079 |
| Aug 04. 20 | 1,619.00 | 1,619.00 | 1,619.00 | 1,619.00 | 1,619.00 | - | -0.01642 |
| Aug 05. 20 | 1,592.64 | 1,592.64 | 1,592.64 | 1,592.64 | 1,592.64 | - | -0.01555 |
| Aug 06. 20 | 1,568.07 | 1,568.07 | 1,568.07 | 1,568.07 | 1,568.07 | - | 0.001205 |
| Aug 09. 20 | 1,569.96 | 1,569.96 | 1,569.96 | 1,569.96 | 1,569.96 | - | 0.012904 |
| Aug 10. 20 | 1,590.35 | 1,590.35 | 1,590.35 | 1,590.35 | 1,590.35 | - | -0.00247 |
| Aug 11. 20 | 1,586.43 | 1,586.43 | 1,586.43 | 1,586.43 | 1,586.43 | - | -0.01172 |
| Aug 12. 20 | 1,567.95 | 1,567.95 | 1,567.95 | 1,567.95 | 1,567.95 | - | 0.001587 |
| Aug 13. 20 | 1,570.44 | 1,570.44 | 1,570.44 | 1,570.44 | 1,570.44 | - | 0.013598 |
| Aug 16. 20 | 1,591.94 | 1,591.94 | 1,591.94 | 1,591.94 | 1,591.94 | - | 0.002278 |
| Aug 17. 20 | 1,595.57 | 1,595.57 | 1,595.57 | 1,595.57 | 1,595.57 | - | 0.01255 |
| Aug 18. 20 | 1,615.72 | 1,615.72 | 1,615.72 | 1,615.72 | 1,615.72 | - | -0.00357 |
| Aug 19. 20 | 1,609.97 | 1,609.97 | 1,609.97 | 1,609.97 | 1,609.97 | - | 0.006501 |
| Aug 20. 20 | 1,620.47 | 1,620.47 | 1,620.47 | 1,620.47 | 1,620.47 | - | -0.00234 |
| Aug 23. 20 | 1,616.68 | 1,616.68 | 1,616.68 | 1,616.68 | 1,616.68 | - | 0.000482 |
| Aug 24. 20 | 1,617.46 | 1,617.46 | 1,617.46 | 1,617.46 | 1,617.46 | - | 0.008024 |
| Aug 25. 20 | 1,630.49 | 1,630.49 | 1,630.49 | 1,630.49 | 1,630.49 | - | 0.000117 |
| Aug 26. 20 | 1,630.68 | 1,630.68 | 1,630.68 | 1,630.68 | 1,630.68 | - | 0.002542 |
| Aug 27. 20 | 1,634.83 | 1,634.83 | 1,634.83 | 1,634.83 | 1,634.83 | - | -0.00771 |
| Aug 30. 20 | 1,622.28 | 1,622.28 | 1,622.28 | 1,622.28 | 1,622.28 | - | 0.004643 |
| Aug 31. 20 | 1,629.83 | 1,629.83 | 1,629.83 | 1,629.83 | 1,629.83 | - | 0.001833 |
| Sep 01. 20 | 1,632.82 | 1,632.82 | 1,632.82 | 1,632.82 | 1,632.82 | - | 0.011157 |
| Sep 02. 20 | 1,651.14 | 1,651.14 | 1,651.14 | 1,651.14 | 1,651.14 | - | -0.00418 |
| Sep 03. 20 | 1,644.25 | 1,644.25 | 1,644.25 | 1,644.25 | 1,644.25 | - | 0.006909 |
| Sep 07. 20 | 1,655.65 | 1,655.65 | 1,655.65 | 1,655.65 | 1,655.65 | - | -0.00432 |
| Sep 08. 20 | 1,648.52 | 1,648.52 | 1,648.52 | 1,648.52 | 1,648.52 | - | 0.001897 |
| Sep 09. 20 | 1,651.65 | 1,651.65 | 1,651.65 | 1,651.65 | 1,651.65 | - | 0.004946 |
| Sep 10. 20 | 1,659.84 | 1,659.84 | 1,659.84 | 1,659.84 | 1,659.84 | - | 0.001962 |
| Sep 13. 20 | 1,663.10 | 1,663.10 | 1,663.10 | 1,663.10 | 1,663.10 | - | 0.002234 |
| Sep 14. 20 | 1,666.82 | 1,666.82 | 1,666.82 | 1,666.82 | 1,666.82 | - | -0.00706 |
| Sep 15. 20 | 1,655.10 | 1,655.10 | 1,655.10 | 1,655.10 | 1,655.10 | - | 0.002824 |
| Sep 16. 20 | 1,659.78 | 1,659.78 | 1,659.78 | 1,659.78 | 1,659.78 | - | 0.00449 |
| Sep 17. 20 | 1,667.25 | 1,667.25 | 1,667.25 | 1,667.25 | 1,667.25 | - | -0.00564 |
| Sep 20. 20 | 1,657.88 | 1,657.88 | 1,657.88 | 1,657.88 | 1,657.88 | - | 0.006319 |
| Sep 21. 20 | 1,668.39 | 1,668.39 | 1,668.39 | 1,668.39 | 1,668.39 | - | -0.01402 |
| Sep 22. 20 | 1,645.17 | 1,645.17 | 1,645.17 | 1,645.17 | 1,645.17 | - | -0.00448 |
| Sep 23. 20 | 1,637.82 | 1,637.82 | 1,637.82 | 1,637.82 | 1,637.82 | - | 0.001574 |
| Sep 24. 20 | 1,640.40 | 1,640.40 | 1,640.40 | 1,640.40 | 1,640.40 | - | -0.00595 |
| Sep 27. 20 | 1,630.67 | 1,630.67 | 1,630.67 | 1,630.67 | 1,630.67 | - | 0.006083 |
| Sep 28. 20 | 1,640.62 | 1,640.62 | 1,640.62 | 1,640.62 | 1,640.62 | - | 0.004361 |
| Sep 29. 20 | 1,647.79 | 1,647.79 | 1,647.79 | 1,647.79 | 1,647.79 | - | -0.00019 |
| Sep 30. 20 | 1,647.48 | 1,647.48 | 1,647.48 | 1,647.48 | 1,647.48 | - | 0.015067 |
| Oct 01. 20 | 1,672.49 | 1,672.49 | 1,672.49 | 1,672.49 | 1,672.49 | - | 0.003349 |
| Oct 04. 20 | 1,678.10 | 1,678.10 | 1,678.10 | 1,678.10 | 1,678.10 | - | -0.0006 |
| Oct 05. 20 | 1,677.09 | 1,677.09 | 1,677.09 | 1,677.09 | 1,677.09 | - | 0.006976 |
| Oct 06. 20 | 1,688.83 | 1,688.83 | 1,688.83 | 1,688.83 | 1,688.83 | - | -0.00997 |
| Oct 07. 20 | 1,672.08 | 1,672.08 | 1,672.08 | 1,672.08 | 1,672.08 | - | -0.00755 |
| Oct 08. 20 | 1,659.51 | 1,659.51 | 1,659.51 | 1,659.51 | 1,659.51 | - | 0.002005 |
| Oct 11. 20 | 1,662.84 | 1,662.84 | 1,662.84 | 1,662.84 | 1,662.84 | - | -0.00227 |
| Oct 12. 20 | 1,659.07 | 1,659.07 | 1,659.07 | 1,659.07 | 1,659.07 | - | -0.00722 |
| Oct 13. 20 | 1,647.13 | 1,647.13 | 1,647.13 | 1,647.13 | 1,647.13 | - | -0.00934 |
| Oct 14. 20 | 1,631.81 | 1,631.81 | 1,631.81 | 1,631.81 | 1,631.81 | - | 0.004445 |
| Oct 15. 20 | 1,639.08 | 1,639.08 | 1,639.08 | 1,639.08 | 1,639.08 | - | 0.005245 |
| Oct 18. 20 | 1,647.70 | 1,647.70 | 1,647.70 | 1,647.70 | 1,647.70 | - | -0.00973 |
| Oct 19. 20 | 1,631.74 | 1,631.74 | 1,631.74 | 1,631.74 | 1,631.74 | - | 0.00046 |
| Oct 20. 20 | 1,632.49 | 1,632.49 | 1,632.49 | 1,632.49 | 1,632.49 | - | 0.002612 |
| Oct 21. 20 | 1,636.76 | 1,636.76 | 1,636.76 | 1,636.76 | 1,636.76 | - | -0.00977 |
| Oct 22. 20 | 1,620.85 | 1,620.85 | 1,620.85 | 1,620.85 | 1,620.85 | - | -0.00085 |
| Oct 25. 20 | 1,619.48 | 1,619.48 | 1,619.48 | 1,619.48 | 1,619.48 | - | 0.014766 |
| Oct 26. 20 | 1,643.57 | 1,643.57 | 1,643.57 | 1,643.57 | 1,643.57 | - | 0.01296 |
| Oct 27. 20 | 1,665.01 | 1,665.01 | 1,665.01 | 1,665.01 | 1,665.01 | - | 0.002124 |
| Oct 28. 20 | 1,668.55 | 1,668.55 | 1,668.55 | 1,668.55 | 1,668.55 | - | 0.002454 |
| Oct 29. 20 | 1,672.65 | 1,672.65 | 1,672.65 | 1,672.65 | 1,672.65 | - | 0.000275 |
| Nov 01. 20 | 1,673.11 | 1,673.11 | 1,673.11 | 1,673.11 | 1,673.11 | - | 2.99E-05 |
| Nov 02. 20 | 1,673.16 | 1,673.16 | 1,673.16 | 1,673.16 | 1,673.16 | - | 0.011327 |
| Nov 03. 20 | 1,692.22 | 1,692.22 | 1,692.22 | 1,692.22 | 1,692.22 | - | 0.016074 |
| Nov 04. 20 | 1,719.64 | 1,719.64 | 1,719.64 | 1,719.64 | 1,719.64 | - | 0.003889 |
| Nov 05. 20 | 1,726.34 | 1,726.34 | 1,726.34 | 1,726.34 | 1,726.34 | - | -0.00101 |
| Nov 08. 20 | 1,724.59 | 1,724.59 | 1,724.59 | 1,724.59 | 1,724.59 | - | -0.0003 |
| Nov 09. 20 | 1,724.08 | 1,724.08 | 1,724.08 | 1,724.08 | 1,724.08 | - | -0.00082 |
| Nov 10. 20 | 1,722.67 | 1,722.67 | 1,722.67 | 1,722.67 | 1,722.67 | - | 0.009044 |
| Nov 11. 20 | 1,738.32 | 1,738.32 | 1,738.32 | 1,738.32 | 1,738.32 | - | 0.009168 |
| Nov 12. 20 | 1,754.33 | 1,754.33 | 1,754.33 | 1,754.33 | 1,754.33 | - | -0.00019 |
| Nov 15. 20 | 1,753.99 | 1,753.99 | 1,753.99 | 1,753.99 | 1,753.99 | - | -0.00702 |
| Nov 16. 20 | 1,741.72 | 1,741.72 | 1,741.72 | 1,741.72 | 1,741.72 | - | 0.005639 |
| Nov 17. 20 | 1,751.57 | 1,751.57 | 1,751.57 | 1,751.57 | 1,751.57 | - | 0.001369 |
| Nov 18. 20 | 1,753.97 | 1,753.97 | 1,753.97 | 1,753.97 | 1,753.97 | - | -0.01119 |
| Nov 19. 20 | 1,734.45 | 1,734.45 | 1,734.45 | 1,734.45 | 1,734.45 | - | 0.005898 |
| Nov 22. 20 | 1,744.71 | 1,744.71 | 1,744.71 | 1,744.71 | 1,744.71 | - | -0.00023 |
| Nov 23. 20 | 1,744.31 | 1,744.31 | 1,744.31 | 1,744.31 | 1,744.31 | - | 0.004142 |
| Nov 24. 20 | 1,751.55 | 1,751.55 | 1,751.55 | 1,751.55 | 1,751.55 | - | 0.000879 |
| Nov 26. 20 | 1,753.09 | 1,753.09 | 1,753.09 | 1,753.09 | 1,753.09 | - | -0.00329 |
| Nov 29. 20 | 1,747.34 | 1,747.34 | 1,747.34 | 1,747.34 | 1,747.34 | - | -0.00402 |
| Nov 30. 20 | 1,740.33 | 1,740.33 | 1,740.33 | 1,740.33 | 1,740.33 | - | 0.015152 |
| Dec 01. 20 | 1,766.90 | 1,766.90 | 1,766.90 | 1,766.90 | 1,766.90 | - | -0.00087 |
| Dec 02. 20 | 1,765.37 | 1,765.37 | 1,765.37 | 1,765.37 | 1,765.37 | - | 0.000713 |
| Dec 03. 20 | 1,766.63 | 1,766.63 | 1,766.63 | 1,766.63 | 1,766.63 | - | -0.00074 |
| Dec 06. 20 | 1,765.33 | 1,765.33 | 1,765.33 | 1,765.33 | 1,765.33 | - | -0.0111 |
| Dec 07. 20 | 1,745.84 | 1,745.84 | 1,745.84 | 1,745.84 | 1,745.84 | - | 0.005091 |
| Dec 08. 20 | 1,754.75 | 1,754.75 | 1,754.75 | 1,754.75 | 1,754.75 | - | 0.005456 |
| Dec 09. 20 | 1,764.35 | 1,764.35 | 1,764.35 | 1,764.35 | 1,764.35 | - | -0.00104 |
| Dec 10. 20 | 1,762.51 | 1,762.51 | 1,762.51 | 1,762.51 | 1,762.51 | - | 0.009054 |
| Dec 13. 20 | 1,778.54 | 1,778.54 | 1,778.54 | 1,778.54 | 1,778.54 | - | 0.003911 |
| Dec 14. 20 | 1,785.51 | 1,785.51 | 1,785.51 | 1,785.51 | 1,785.51 | - | 0.002031 |
| Dec 15. 20 | 1,789.14 | 1,789.14 | 1,789.14 | 1,789.14 | 1,789.14 | - | -0.00203 |
| Dec 16. 20 | 1,785.51 | 1,785.51 | 1,785.51 | 1,785.51 | 1,785.51 | - | -0.00749 |
| Dec 17. 20 | 1,772.19 | 1,772.19 | 1,772.19 | 1,772.19 | 1,772.19 | - | 0.000384 |
| Dec 20. 20 | 1,772.87 | 1,772.87 | 1,772.87 | 1,772.87 | 1,772.87 | - | 0.009018 |
| Dec 21. 20 | 1,788.93 | 1,788.93 | 1,788.93 | 1,788.93 | 1,788.93 | - | 0.003755 |
| Dec 22. 20 | 1,795.66 | 1,795.66 | 1,795.66 | 1,795.66 | 1,795.66 | - | 0.000462 |
| Dec 23. 20 | 1,796.49 | 1,796.49 | 1,796.49 | 1,796.49 | 1,796.49 | - | -0.00431 |
| Dec 27. 20 | 1,788.76 | 1,788.76 | 1,788.76 | 1,788.76 | 1,788.76 | - | 0.007141 |
| Dec 28. 20 | 1,801.58 | 1,801.58 | 1,801.58 | 1,801.58 | 1,801.58 | - | 7.22E-05 |
| Dec 29. 20 | 1,801.71 | 1,801.71 | 1,801.71 | 1,801.71 | 1,801.71 | - | 0.00015 |
| Dec 30. 20 | 1,801.98 | 1,801.98 | 1,801.98 | 1,801.98 | 1,801.98 | - | -0.00135 |
| Dec 31. 20 | 1,799.55 | 1,799.55 | 1,799.55 | 1,799.55 | 1,799.55 | - | -0.00814 |
| Jan 03. 200 | 1,784.96 | 1,784.96 | 1,784.96 | 1,784.96 | 1,784.96 | - | -0.01164 |
| Jan 04. 200 | 1,764.30 | 1,764.30 | 1,764.30 | 1,764.30 | 1,764.30 | - | -0.00354 |
| Jan 05. 200 | 1,758.07 | 1,758.07 | 1,758.07 | 1,758.07 | 1,758.07 | - | 0.003724 |
| Jan 06. 200 | 1,764.63 | 1,764.63 | 1,764.63 | 1,764.63 | 1,764.63 | - | -0.00142 |
| Jan 07. 200 | 1,762.12 | 1,762.12 | 1,762.12 | 1,762.12 | 1,762.12 | - | 0.003427 |
| Jan 10. 200 | 1,768.17 | 1,768.17 | 1,768.17 | 1,768.17 | 1,768.17 | - | -0.00605 |
| Jan 11. 200 | 1,757.51 | 1,757.51 | 1,757.51 | 1,757.51 | 1,757.51 | - | 0.004094 |
| Jan 12. 200 | 1,764.72 | 1,764.72 | 1,764.72 | 1,764.72 | 1,764.72 | - | -0.00867 |
| Jan 13. 200 | 1,749.48 | 1,749.48 | 1,749.48 | 1,749.48 | 1,749.48 | - | 0.005984 |
| Jan 14. 200 | 1,759.98 | 1,759.98 | 1,759.98 | 1,759.98 | 1,759.98 | - | 0.009647 |
| Jan 18. 200 | 1,777.04 | 1,777.04 | 1,777.04 | 1,777.04 | 1,777.04 | - | -0.00948 |
| Jan 19. 200 | 1,760.28 | 1,760.28 | 1,760.28 | 1,760.28 | 1,760.28 | - | -0.0078 |
| Jan 20. 200 | 1,746.61 | 1,746.61 | 1,746.61 | 1,746.61 | 1,746.61 | - | -0.00642 |
| Jan 21. 200 | 1,735.43 | 1,735.43 | 1,735.43 | 1,735.43 | 1,735.43 | - | -0.00352 |
| Jan 24. 200 | 1,729.33 | 1,729.33 | 1,729.33 | 1,729.33 | 1,729.33 | - | 0.003994 |
| Jan 25. 200 | 1,736.25 | 1,736.25 | 1,736.25 | 1,736.25 | 1,736.25 | - | 0.004866 |
| Jan 26. 200 | 1,744.72 | 1,744.72 | 1,744.72 | 1,744.72 | 1,744.72 | - | 0.000493 |
| Jan 27. 200 | 1,745.58 | 1,745.58 | 1,745.58 | 1,745.58 | 1,745.58 | - | -0.00265 |
| Jan 28. 200 | 1,740.96 | 1,740.96 | 1,740.96 | 1,740.96 | 1,740.96 | - | 0.00842 |
| Jan 31. 200 | 1,755.68 | 1,755.68 | 1,755.68 | 1,755.68 | 1,755.68 | - | 0.006874 |
| Feb 01. 20 | 1,767.79 | 1,767.79 | 1,767.79 | 1,767.79 | 1,767.79 | - | 0.003298 |
| Feb 02. 20 | 1,773.63 | 1,773.63 | 1,773.63 | 1,773.63 | 1,773.63 | - | -0.00247 |
| Feb 03. 20 | 1,769.26 | 1,769.26 | 1,769.26 | 1,769.26 | 1,769.26 | - | 0.010995 |
| Feb 04. 20 | 1,788.82 | 1,788.82 | 1,788.82 | 1,788.82 | 1,788.82 | - | -0.00106 |
| Feb 07. 20 | 1,786.92 | 1,786.92 | 1,786.92 | 1,786.92 | 1,786.92 | - | 0.000694 |
| Feb 08. 20 | 1,788.16 | 1,788.16 | 1,788.16 | 1,788.16 | 1,788.16 | - | -0.00836 |
| Feb 09. 20 | 1,773.28 | 1,773.28 | 1,773.28 | 1,773.28 | 1,773.28 | - | 0.004232 |
| Feb 10. 20 | 1,780.80 | 1,780.80 | 1,780.80 | 1,780.80 | 1,780.80 | - | 0.007129 |
| Feb 11. 20 | 1,793.54 | 1,793.54 | 1,793.54 | 1,793.54 | 1,793.54 | - | 0.000803 |
| Feb 14. 20 | 1,794.98 | 1,794.98 | 1,794.98 | 1,794.98 | 1,794.98 | - | 0.003382 |
| Feb 15. 20 | 1,801.06 | 1,801.06 | 1,801.06 | 1,801.06 | 1,801.06 | - | 0.000294 |
| Feb 16. 20 | 1,801.59 | 1,801.59 | 1,801.59 | 1,801.59 | 1,801.59 | - | -0.0079 |
| Feb 17. 20 | 1,787.41 | 1,787.41 | 1,787.41 | 1,787.41 | 1,787.41 | - | 0.000694 |
| Feb 18. 20 | 1,788.65 | 1,788.65 | 1,788.65 | 1,788.65 | 1,788.65 | - | -0.01458 |
| Feb 22. 20 | 1,762.76 | 1,762.76 | 1,762.76 | 1,762.76 | 1,762.76 | - | 0.005657 |
| Feb 23. 20 | 1,772.76 | 1,772.76 | 1,772.76 | 1,772.76 | 1,772.76 | - | 0.008191 |
| Feb 24. 20 | 1,787.34 | 1,787.34 | 1,787.34 | 1,787.34 | 1,787.34 | - | 0.009372 |
| Feb 25. 20 | 1,804.17 | 1,804.17 | 1,804.17 | 1,804.17 | 1,804.17 | - | -0.00642 |
| Feb 28. 20 | 1,792.63 | 1,792.63 | 1,792.63 | 1,792.63 | 1,792.63 | - | 0.005652 |
| Mar 01. 20 | 1,802.79 | 1,802.79 | 1,802.79 | 1,802.79 | 1,802.79 | - | 7.21E-05 |
| Mar 02. 20 | 1,802.92 | 1,802.92 | 1,802.92 | 1,802.92 | 1,802.92 | - | 0.000327 |
| Mar 03. 20 | 1,803.51 | 1,803.51 | 1,803.51 | 1,803.51 | 1,803.51 | - | 0.009585 |
| Mar 04. 20 | 1,820.88 | 1,820.88 | 1,820.88 | 1,820.88 | 1,820.88 | - | 0.002644 |
| Mar 07. 20 | 1,825.70 | 1,825.70 | 1,825.70 | 1,825.70 | 1,825.70 | - | -0.00471 |
| Mar 08. 20 | 1,817.12 | 1,817.12 | 1,817.12 | 1,817.12 | 1,817.12 | - | -0.01014 |
| Mar 09. 20 | 1,798.79 | 1,798.79 | 1,798.79 | 1,798.79 | 1,798.79 | - | 0.001894 |
| Mar 10. 20 | 1,802.20 | 1,802.20 | 1,802.20 | 1,802.20 | 1,802.20 | - | -0.00735 |
| Mar 11. 20 | 1,789.01 | 1,789.01 | 1,789.01 | 1,789.01 | 1,789.01 | - | 0.005646 |
| Mar 14. 20 | 1,799.14 | 1,799.14 | 1,799.14 | 1,799.14 | 1,799.14 | - | -0.00755 |
| Mar 15. 20 | 1,785.61 | 1,785.61 | 1,785.61 | 1,785.61 | 1,785.61 | - | -0.00802 |
| Mar 16. 20 | 1,771.35 | 1,771.35 | 1,771.35 | 1,771.35 | 1,771.35 | - | 0.001805 |
| Mar 17. 20 | 1,774.55 | 1,774.55 | 1,774.55 | 1,774.55 | 1,774.55 | - | -0.00047 |
| Mar 18. 20 | 1,773.72 | 1,773.72 | 1,773.72 | 1,773.72 | 1,773.72 | - | -0.00494 |
| Mar 21. 20 | 1,764.98 | 1,764.98 | 1,764.98 | 1,764.98 | 1,764.98 | - | -0.01022 |
| Mar 22. 20 | 1,747.03 | 1,747.03 | 1,747.03 | 1,747.03 | 1,747.03 | - | 0.000715 |
| Mar 23. 20 | 1,748.28 | 1,748.28 | 1,748.28 | 1,748.28 | 1,748.28 | - | -0.00095 |
| Mar 24. 20 | 1,746.62 | 1,746.62 | 1,746.62 | 1,746.62 | 1,746.62 | - | 0.002442 |
| Mar 28. 20 | 1,750.89 | 1,750.89 | 1,750.89 | 1,750.89 | 1,750.89 | - | -0.00742 |
| Mar 29. 20 | 1,737.94 | 1,737.94 | 1,737.94 | 1,737.94 | 1,737.94 | - | 0.0138 |
| Mar 30. 20 | 1,762.09 | 1,762.09 | 1,762.09 | 1,762.09 | 1,762.09 | - | -0.00068 |
| Mar 31. 20 | 1,760.89 | 1,760.89 | 1,760.89 | 1,760.89 | 1,760.89 | - | -0.00652 |
| Apr 01. 20 | 1,749.45 | 1,749.45 | 1,749.45 | 1,749.45 | 1,749.45 | - | 0.002843 |
| Apr 04. 20 | 1,754.43 | 1,754.43 | 1,754.43 | 1,754.43 | 1,754.43 | - | 0.004487 |
| Apr 05. 20 | 1,762.32 | 1,762.32 | 1,762.32 | 1,762.32 | 1,762.32 | - | 0.002477 |
| Apr 06. 20 | 1,766.69 | 1,766.69 | 1,766.69 | 1,766.69 | 1,766.69 | - | 0.006016 |
| Apr 07. 20 | 1,777.35 | 1,777.35 | 1,777.35 | 1,777.35 | 1,777.35 | - | -0.00838 |
| Apr 08. 20 | 1,762.52 | 1,762.52 | 1,762.52 | 1,762.52 | 1,762.52 | - | 2.27E-05 |
| Apr 11. 20 | 1,762.56 | 1,762.56 | 1,762.56 | 1,762.56 | 1,762.56 | - | 0.00559 |
| Apr 12. 20 | 1,772.44 | 1,772.44 | 1,772.44 | 1,772.44 | 1,772.44 | - | -0.01173 |
| Apr 13. 20 | 1,751.77 | 1,751.77 | 1,751.77 | 1,751.77 | 1,751.77 | - | -0.01005 |
| Apr 14. 20 | 1,734.25 | 1,734.25 | 1,734.25 | 1,734.25 | 1,734.25 | - | -0.01686 |
| Apr 15. 20 | 1,705.26 | 1,705.26 | 1,705.26 | 1,705.26 | 1,705.26 | - | 0.002934 |
| Apr 18. 20 | 1,710.27 | 1,710.27 | 1,710.27 | 1,710.27 | 1,710.27 | - | 0.005923 |
| Apr 19. 20 | 1,720.43 | 1,720.43 | 1,720.43 | 1,720.43 | 1,720.43 | - | -0.01328 |
| Apr 20. 20 | 1,697.74 | 1,697.74 | 1,697.74 | 1,697.74 | 1,697.74 | - | 0.019557 |
| Apr 21. 20 | 1,731.27 | 1,731.27 | 1,731.27 | 1,731.27 | 1,731.27 | - | -0.00673 |
| Apr 22. 20 | 1,719.66 | 1,719.66 | 1,719.66 | 1,719.66 | 1,719.66 | - | 0.008627 |
| Apr 25. 20 | 1,734.56 | 1,734.56 | 1,734.56 | 1,734.56 | 1,734.56 | - | -0.00896 |
| Apr 26. 20 | 1,719.09 | 1,719.09 | 1,719.09 | 1,719.09 | 1,719.09 | - | 0.004133 |
| Apr 27. 20 | 1,726.21 | 1,726.21 | 1,726.21 | 1,726.21 | 1,726.21 | - | -0.01111 |
| Apr 28. 20 | 1,707.13 | 1,707.13 | 1,707.13 | 1,707.13 | 1,707.13 | - | 0.011856 |
| Apr 29. 20 | 1,727.49 | 1,727.49 | 1,727.49 | 1,727.49 | 1,727.49 | - | 0.004586 |
| May 02. 20 | 1,735.43 | 1,735.43 | 1,735.43 | 1,735.43 | 1,735.43 | - | -0.00085 |
| May 03. 20 | 1,733.95 | 1,733.95 | 1,733.95 | 1,733.95 | 1,733.95 | - | 0.012591 |
| May 04. 20 | 1,755.92 | 1,755.92 | 1,755.92 | 1,755.92 | 1,755.92 | - | -0.00254 |
| May 05. 20 | 1,751.47 | 1,751.47 | 1,751.47 | 1,751.47 | 1,751.47 | - | -0.00104 |
| May 06. 20 | 1,749.65 | 1,749.65 | 1,749.65 | 1,749.65 | 1,749.65 | - | 0.006392 |
| May 09. 20 | 1,760.87 | 1,760.87 | 1,760.87 | 1,760.87 | 1,760.87 | - | -0.01074 |
| May 10. 20 | 1,742.06 | 1,742.06 | 1,742.06 | 1,742.06 | 1,742.06 | - | 0.004696 |
| May 11. 20 | 1,750.26 | 1,750.26 | 1,750.26 | 1,750.26 | 1,750.26 | - | -0.00997 |
| May 12. 20 | 1,732.89 | 1,732.89 | 1,732.89 | 1,732.89 | 1,732.89 | - | -0.00448 |
| May 13. 20 | 1,725.15 | 1,725.15 | 1,725.15 | 1,725.15 | 1,725.15 | - | 0.010145 |
| May 16. 20 | 1,742.74 | 1,742.74 | 1,742.74 | 1,742.74 | 1,742.74 | - | 0.007067 |
| May 17. 20 | 1,755.10 | 1,755.10 | 1,755.10 | 1,755.10 | 1,755.10 | - | 0.010153 |
| May 18. 20 | 1,773.01 | 1,773.01 | 1,773.01 | 1,773.01 | 1,773.01 | - | 0.004654 |
| May 19. 20 | 1,781.28 | 1,781.28 | 1,781.28 | 1,781.28 | 1,781.28 | - | -0.00151 |
| May 20. 20 | 1,778.59 | 1,778.59 | 1,778.59 | 1,778.59 | 1,778.59 | - | 0.003855 |
| May 23. 20 | 1,785.46 | 1,785.46 | 1,785.46 | 1,785.46 | 1,785.46 | - | 0.00019 |
| May 24. 20 | 1,785.80 | 1,785.80 | 1,785.80 | 1,785.80 | 1,785.80 | - | -0.00336 |
| May 25. 20 | 1,779.81 | 1,779.81 | 1,779.81 | 1,779.81 | 1,779.81 | - | 0.006496 |
| May 26. 20 | 1,791.41 | 1,791.41 | 1,791.41 | 1,791.41 | 1,791.41 | - | 0.001077 |
| May 27. 20 | 1,793.34 | 1,793.34 | 1,793.34 | 1,793.34 | 1,793.34 | - | -0.00609 |
| May 31. 20 | 1,782.46 | 1,782.46 | 1,782.46 | 1,782.46 | 1,782.46 | - | 0.00932 |
| Jun 01. 200 | 1,799.15 | 1,799.15 | 1,799.15 | 1,799.15 | 1,799.15 | - | 0.001688 |
| Jun 02. 200 | 1,802.19 | 1,802.19 | 1,802.19 | 1,802.19 | 1,802.19 | - | -0.00688 |
| Jun 03. 200 | 1,789.83 | 1,789.83 | 1,789.83 | 1,789.83 | 1,789.83 | - | 0.00129 |
| Jun 06. 200 | 1,792.14 | 1,792.14 | 1,792.14 | 1,792.14 | 1,792.14 | - | -0.00014 |
| Jun 07. 200 | 1,791.89 | 1,791.89 | 1,791.89 | 1,791.89 | 1,791.89 | - | -0.00201 |
| Jun 08. 200 | 1,788.30 | 1,788.30 | 1,788.30 | 1,788.30 | 1,788.30 | - | 0.005254 |
| Jun 09. 200 | 1,797.72 | 1,797.72 | 1,797.72 | 1,797.72 | 1,797.72 | - | -0.00234 |
| Jun 10. 200 | 1,793.51 | 1,793.51 | 1,793.51 | 1,793.51 | 1,793.51 | - | 0.002539 |
| Jun 13. 200 | 1,798.07 | 1,798.07 | 1,798.07 | 1,798.07 | 1,798.07 | - | 0.002588 |
| Jun 14. 200 | 1,802.73 | 1,802.73 | 1,802.73 | 1,802.73 | 1,802.73 | - | 0.002244 |
| Jun 15. 200 | 1,806.78 | 1,806.78 | 1,806.78 | 1,806.78 | 1,806.78 | - | 0.00363 |
| Jun 16. 200 | 1,813.35 | 1,813.35 | 1,813.35 | 1,813.35 | 1,813.35 | - | 0.004951 |
| Jun 17. 200 | 1,822.35 | 1,822.35 | 1,822.35 | 1,822.35 | 1,822.35 | - | -0.00071 |
| Jun 20. 200 | 1,821.06 | 1,821.06 | 1,821.06 | 1,821.06 | 1,821.06 | - | -0.00203 |
| Jun 21. 200 | 1,817.36 | 1,817.36 | 1,817.36 | 1,817.36 | 1,817.36 | - | 0.000242 |
| Jun 22. 200 | 1,817.80 | 1,817.80 | 1,817.80 | 1,817.80 | 1,817.80 | - | -0.01068 |
| Jun 23. 200 | 1,798.49 | 1,798.49 | 1,798.49 | 1,798.49 | 1,798.49 | - | -0.00766 |
| Jun 24. 200 | 1,784.77 | 1,784.77 | 1,784.77 | 1,784.77 | 1,784.77 | - | -0.00074 |
| Jun 27. 200 | 1,783.45 | 1,783.45 | 1,783.45 | 1,783.45 | 1,783.45 | - | 0.009276 |
| Jun 28. 200 | 1,800.07 | 1,800.07 | 1,800.07 | 1,800.07 | 1,800.07 | - | -0.0013 |
| Jun 29. 200 | 1,797.73 | 1,797.73 | 1,797.73 | 1,797.73 | 1,797.73 | - | -0.00711 |
| Jun 30. 200 | 1,784.99 | 1,784.99 | 1,784.99 | 1,784.99 | 1,784.99 | - | 0.002719 |
| Jul 01. 200 | 1,789.85 | 1,789.85 | 1,789.85 | 1,789.85 | 1,789.85 | - | 0.008805 |
| Jul 05. 200 | 1,805.68 | 1,805.68 | 1,805.68 | 1,805.68 | 1,805.68 | - | -0.00814 |
| Jul 06. 200 | 1,791.05 | 1,791.05 | 1,791.05 | 1,791.05 | 1,791.05 | - | 0.002509 |
| Jul 07. 200 | 1,795.55 | 1,795.55 | 1,795.55 | 1,795.55 | 1,795.55 | - | 0.011611 |
| Jul 08. 200 | 1,816.52 | 1,816.52 | 1,816.52 | 1,816.52 | 1,816.52 | - | 0.006251 |
| Jul 11. 200 | 1,827.91 | 1,827.91 | 1,827.91 | 1,827.91 | 1,827.91 | - | 0.002317 |
| Jul 12. 200 | 1,832.15 | 1,832.15 | 1,832.15 | 1,832.15 | 1,832.15 | - | 0.000998 |
| Jul 13. 200 | 1,833.98 | 1,833.98 | 1,833.98 | 1,833.98 | 1,833.98 | - | 0.002625 |
| Jul 14. 200 | 1,838.80 | 1,838.80 | 1,838.80 | 1,838.80 | 1,838.80 | - | 0.001158 |
| Jul 15. 200 | 1,840.93 | 1,840.93 | 1,840.93 | 1,840.93 | 1,840.93 | - | -0.00555 |
| Jul 18. 200 | 1,830.75 | 1,830.75 | 1,830.75 | 1,830.75 | 1,830.75 | - | 0.006707 |
| Jul 19. 200 | 1,843.07 | 1,843.07 | 1,843.07 | 1,843.07 | 1,843.07 | - | 0.004844 |
| Jul 20. 200 | 1,852.02 | 1,852.02 | 1,852.02 | 1,852.02 | 1,852.02 | - | -0.00662 |
| Jul 21. 200 | 1,839.80 | 1,839.80 | 1,839.80 | 1,839.80 | 1,839.80 | - | 0.005426 |
| Jul 22. 200 | 1,849.81 | 1,849.81 | 1,849.81 | 1,849.81 | 1,849.81 | - | -0.00377 |
| Jul 25. 200 | 1,842.85 | 1,842.85 | 1,842.85 | 1,842.85 | 1,842.85 | - | 0.00173 |
| Jul 26. 200 | 1,846.04 | 1,846.04 | 1,846.04 | 1,846.04 | 1,846.04 | - | 0.004691 |
| Jul 27. 200 | 1,854.72 | 1,854.72 | 1,854.72 | 1,854.72 | 1,854.72 | - | 0.00587 |
| Jul 28. 200 | 1,865.64 | 1,865.64 | 1,865.64 | 1,865.64 | 1,865.64 | - | -0.00768 |
| Jul 29. 200 | 1,851.37 | 1,851.37 | 1,851.37 | 1,851.37 | 1,851.37 | - | 0.00095 |
| Aug 01. 20 | 1,853.13 | 1,853.13 | 1,853.13 | 1,853.13 | 1,853.13 | - | 0.007071 |
| Aug 02. 20 | 1,866.28 | 1,866.28 | 1,866.28 | 1,866.28 | 1,866.28 | - | 0.000953 |
| Aug 03. 20 | 1,868.06 | 1,868.06 | 1,868.06 | 1,868.06 | 1,868.06 | - | -0.00739 |
| Aug 04. 20 | 1,854.30 | 1,854.30 | 1,854.30 | 1,854.30 | 1,854.30 | - | -0.00764 |
| Aug 05. 20 | 1,840.19 | 1,840.19 | 1,840.19 | 1,840.19 | 1,840.19 | - | -0.00262 |
| Aug 08. 20 | 1,835.37 | 1,835.37 | 1,835.37 | 1,835.37 | 1,835.37 | - | 0.006728 |
| Aug 09. 20 | 1,847.76 | 1,847.76 | 1,847.76 | 1,847.76 | 1,847.76 | - | -0.00141 |
| Aug 10. 20 | 1,845.16 | 1,845.16 | 1,845.16 | 1,845.16 | 1,845.16 | - | 0.007166 |
| Aug 11. 20 | 1,858.43 | 1,858.43 | 1,858.43 | 1,858.43 | 1,858.43 | - | -0.006 |
| Aug 12. 20 | 1,847.31 | 1,847.31 | 1,847.31 | 1,847.31 | 1,847.31 | - | 0.002957 |
| Aug 15. 20 | 1,852.78 | 1,852.78 | 1,852.78 | 1,852.78 | 1,852.78 | - | -0.01183 |
| Aug 16. 20 | 1,830.99 | 1,830.99 | 1,830.99 | 1,830.99 | 1,830.99 | - | 0.000999 |
| Aug 17. 20 | 1,832.82 | 1,832.82 | 1,832.82 | 1,832.82 | 1,832.82 | - | -0.00094 |
| Aug 18. 20 | 1,831.09 | 1,831.09 | 1,831.09 | 1,831.09 | 1,831.09 | - | 0.000655 |
| Aug 19. 20 | 1,832.29 | 1,832.29 | 1,832.29 | 1,832.29 | 1,832.29 | - | 0.001652 |
| Aug 22. 20 | 1,835.32 | 1,835.32 | 1,835.32 | 1,835.32 | 1,835.32 | - | -0.00339 |
| Aug 23. 20 | 1,829.11 | 1,829.11 | 1,829.11 | 1,829.11 | 1,829.11 | - | -0.00652 |
| Aug 24. 20 | 1,817.22 | 1,817.22 | 1,817.22 | 1,817.22 | 1,817.22 | - | 0.002331 |
| Aug 25. 20 | 1,821.46 | 1,821.46 | 1,821.46 | 1,821.46 | 1,821.46 | - | -0.00602 |
| Aug 26. 20 | 1,810.52 | 1,810.52 | 1,810.52 | 1,810.52 | 1,810.52 | - | 0.006079 |
| Aug 29. 20 | 1,821.56 | 1,821.56 | 1,821.56 | 1,821.56 | 1,821.56 | - | -0.00307 |
| Aug 30. 20 | 1,815.97 | 1,815.97 | 1,815.97 | 1,815.97 | 1,815.97 | - | 0.010141 |
| Aug 31. 20 | 1,834.48 | 1,834.48 | 1,834.48 | 1,834.48 | 1,834.48 | - | 0.00103 |
| Sep 01. 20 | 1,836.37 | 1,836.37 | 1,836.37 | 1,836.37 | 1,836.37 | - | -0.0029 |
| Sep 02. 20 | 1,831.06 | 1,831.06 | 1,831.06 | 1,831.06 | 1,831.06 | - | 0.012574 |
| Sep 06. 20 | 1,854.23 | 1,854.23 | 1,854.23 | 1,854.23 | 1,854.23 | - | 0.002569 |
| Sep 07. 20 | 1,859.00 | 1,859.00 | 1,859.00 | 1,859.00 | 1,859.00 | - | -0.00377 |
| Sep 08. 20 | 1,852.00 | 1,852.00 | 1,852.00 | 1,852.00 | 1,852.00 | - | 0.007927 |
| Sep 09. 20 | 1,866.74 | 1,866.74 | 1,866.74 | 1,866.74 | 1,866.74 | - | -0.00069 |
| Sep 12. 20 | 1,865.45 | 1,865.45 | 1,865.45 | 1,865.45 | 1,865.45 | - | -0.00731 |
| Sep 13. 20 | 1,851.87 | 1,851.87 | 1,851.87 | 1,851.87 | 1,851.87 | - | -0.00326 |
| Sep 14. 20 | 1,845.84 | 1,845.84 | 1,845.84 | 1,845.84 | 1,845.84 | - | 0.000498 |
| Sep 15. 20 | 1,846.76 | 1,846.76 | 1,846.76 | 1,846.76 | 1,846.76 | - | 0.008278 |
| Sep 16. 20 | 1,862.11 | 1,862.11 | 1,862.11 | 1,862.11 | 1,862.11 | - | -0.00558 |
| Sep 19. 20 | 1,851.74 | 1,851.74 | 1,851.74 | 1,851.74 | 1,851.74 | - | -0.00788 |
| Sep 20. 20 | 1,837.20 | 1,837.20 | 1,837.20 | 1,837.20 | 1,837.20 | - | -0.00914 |
| Sep 21. 20 | 1,820.49 | 1,820.49 | 1,820.49 | 1,820.49 | 1,820.49 | - | 0.003865 |
| Sep 22. 20 | 1,827.54 | 1,827.54 | 1,827.54 | 1,827.54 | 1,827.54 | - | 0.000547 |
| Sep 23. 20 | 1,828.54 | 1,828.54 | 1,828.54 | 1,828.54 | 1,828.54 | - | 0.000279 |
| Sep 26. 20 | 1,829.05 | 1,829.05 | 1,829.05 | 1,829.05 | 1,829.05 | - | 4.37E-05 |
| Sep 27. 20 | 1,829.13 | 1,829.13 | 1,829.13 | 1,829.13 | 1,829.13 | - | 0.001197 |
| Sep 28. 20 | 1,831.32 | 1,831.32 | 1,831.32 | 1,831.32 | 1,831.32 | - | 0.008861 |
| Sep 29. 20 | 1,847.62 | 1,847.62 | 1,847.62 | 1,847.62 | 1,847.62 | - | 0.000925 |
| Sep 30. 20 | 1,849.33 | 1,849.33 | 1,849.33 | 1,849.33 | 1,849.33 | - | -0.00171 |
| Oct 03. 20 | 1,846.17 | 1,846.17 | 1,846.17 | 1,846.17 | 1,846.17 | - | -0.00991 |
| Oct 04. 20 | 1,827.96 | 1,827.96 | 1,827.96 | 1,827.96 | 1,827.96 | - | -0.01464 |
| Oct 05. 20 | 1,801.40 | 1,801.40 | 1,801.40 | 1,801.40 | 1,801.40 | - | -0.00409 |
| Oct 06. 20 | 1,794.04 | 1,794.04 | 1,794.04 | 1,794.04 | 1,794.04 | - | 0.003711 |
| Oct 07. 20 | 1,800.71 | 1,800.71 | 1,800.71 | 1,800.71 | 1,800.71 | - | -0.0072 |
| Oct 10. 20 | 1,787.80 | 1,787.80 | 1,787.80 | 1,787.80 | 1,787.80 | - | -0.002 |
| Oct 11. 20 | 1,784.22 | 1,784.22 | 1,784.22 | 1,784.22 | 1,784.22 | - | -0.00597 |
| Oct 12. 20 | 1,773.60 | 1,773.60 | 1,773.60 | 1,773.60 | 1,773.60 | - | -0.0007 |
| Oct 13. 20 | 1,772.36 | 1,772.36 | 1,772.36 | 1,772.36 | 1,772.36 | - | 0.008232 |
| Oct 14. 20 | 1,787.01 | 1,787.01 | 1,787.01 | 1,787.01 | 1,787.01 | - | 0.002973 |
| Oct 17. 20 | 1,792.33 | 1,792.33 | 1,792.33 | 1,792.33 | 1,792.33 | - | -0.0101 |
| Oct 18. 20 | 1,774.32 | 1,774.32 | 1,774.32 | 1,774.32 | 1,774.32 | - | 0.01493 |
| Oct 19. 20 | 1,801.01 | 1,801.01 | 1,801.01 | 1,801.01 | 1,801.01 | - | -0.0151 |
| Oct 20. 20 | 1,774.02 | 1,774.02 | 1,774.02 | 1,774.02 | 1,774.02 | - | 0.001526 |
| Oct 21. 20 | 1,776.73 | 1,776.73 | 1,776.73 | 1,776.73 | 1,776.73 | - | 0.016666 |
| Oct 24. 20 | 1,806.59 | 1,806.59 | 1,806.59 | 1,806.59 | 1,806.59 | - | -0.00238 |
| Oct 25. 20 | 1,802.30 | 1,802.30 | 1,802.30 | 1,802.30 | 1,802.30 | - | -0.0043 |
| Oct 26. 20 | 1,794.56 | 1,794.56 | 1,794.56 | 1,794.56 | 1,794.56 | - | -0.01039 |
| Oct 27. 20 | 1,776.01 | 1,776.01 | 1,776.01 | 1,776.01 | 1,776.01 | - | 0.016502 |
| Oct 28. 20 | 1,805.56 | 1,805.56 | 1,805.56 | 1,805.56 | 1,805.56 | - | 0.007141 |
| Oct 31. 20 | 1,818.50 | 1,818.50 | 1,818.50 | 1,818.50 | 1,818.50 | - | -0.00352 |
| Nov 01. 20 | 1,812.11 | 1,812.11 | 1,812.11 | 1,812.11 | 1,812.11 | - | 0.010059 |
| Nov 02. 20 | 1,830.43 | 1,830.43 | 1,830.43 | 1,830.43 | 1,830.43 | - | 0.004595 |
| Nov 03. 20 | 1,838.86 | 1,838.86 | 1,838.86 | 1,838.86 | 1,838.86 | - | 0.000163 |
| Nov 04. 20 | 1,839.16 | 1,839.16 | 1,839.16 | 1,839.16 | 1,839.16 | - | 0.002232 |
| Nov 07. 20 | 1,843.27 | 1,843.27 | 1,843.27 | 1,843.27 | 1,843.27 | - | -0.00297 |
| Nov 08. 20 | 1,837.80 | 1,837.80 | 1,837.80 | 1,837.80 | 1,837.80 | - | 0.00174 |
| Nov 09. 20 | 1,841.00 | 1,841.00 | 1,841.00 | 1,841.00 | 1,841.00 | - | 0.0086 |
| Nov 10. 20 | 1,856.90 | 1,856.90 | 1,856.90 | 1,856.90 | 1,856.90 | - | 0.003043 |
| Nov 11. 20 | 1,862.56 | 1,862.56 | 1,862.56 | 1,862.56 | 1,862.56 | - | -0.0007 |
| Nov 14. 20 | 1,861.25 | 1,861.25 | 1,861.25 | 1,861.25 | 1,861.25 | - | -0.00375 |
| Nov 15. 20 | 1,854.28 | 1,854.28 | 1,854.28 | 1,854.28 | 1,854.28 | - | 0.001988 |
| Nov 16. 20 | 1,857.97 | 1,857.97 | 1,857.97 | 1,857.97 | 1,857.97 | - | 0.009385 |
| Nov 17. 20 | 1,875.49 | 1,875.49 | 1,875.49 | 1,875.49 | 1,875.49 | - | 0.004522 |
| Nov 18. 20 | 1,883.99 | 1,883.99 | 1,883.99 | 1,883.99 | 1,883.99 | - | 0.005262 |
| Nov 21. 20 | 1,893.93 | 1,893.93 | 1,893.93 | 1,893.93 | 1,893.93 | - | 0.005124 |
| Nov 22. 20 | 1,903.66 | 1,903.66 | 1,903.66 | 1,903.66 | 1,903.66 | - | 0.003529 |
| Nov 23. 20 | 1,910.39 | 1,910.39 | 1,910.39 | 1,910.39 | 1,910.39 | - | 0.002102 |
| Nov 25. 20 | 1,914.41 | 1,914.41 | 1,914.41 | 1,914.41 | 1,914.41 | - | -0.00841 |
| Nov 28. 20 | 1,898.37 | 1,898.37 | 1,898.37 | 1,898.37 | 1,898.37 | - | 0.000195 |
| Nov 29. 20 | 1,898.74 | 1,898.74 | 1,898.74 | 1,898.74 | 1,898.74 | - | -0.00605 |
| Nov 30. 20 | 1,887.28 | 1,887.28 | 1,887.28 | 1,887.28 | 1,887.28 | - | 0.012087 |
| Dec 01. 20 | 1,910.23 | 1,910.23 | 1,910.23 | 1,910.23 | 1,910.23 | - | 0.00033 |
| Dec 02. 20 | 1,910.86 | 1,910.86 | 1,910.86 | 1,910.86 | 1,910.86 | - | -0.00233 |
| Dec 05. 20 | 1,906.42 | 1,906.42 | 1,906.42 | 1,906.42 | 1,906.42 | - | 0.001295 |
| Dec 06. 20 | 1,908.89 | 1,908.89 | 1,908.89 | 1,908.89 | 1,908.89 | - | -0.00483 |
| Dec 07. 20 | 1,899.69 | 1,899.69 | 1,899.69 | 1,899.69 | 1,899.69 | - | -0.00112 |
| Dec 08. 20 | 1,897.57 | 1,897.57 | 1,897.57 | 1,897.57 | 1,897.57 | - | 0.002815 |
| Dec 09. 20 | 1,902.92 | 1,902.92 | 1,902.92 | 1,902.92 | 1,902.92 | - | 0.000877 |
| Dec 12. 20 | 1,904.59 | 1,904.59 | 1,904.59 | 1,904.59 | 1,904.59 | - | 0.005608 |
| Dec 13. 20 | 1,915.30 | 1,915.30 | 1,915.30 | 1,915.30 | 1,915.30 | - | 0.004241 |
| Dec 14. 20 | 1,923.44 | 1,923.44 | 1,923.44 | 1,923.44 | 1,923.44 | - | -0.00135 |
| Dec 15. 20 | 1,920.85 | 1,920.85 | 1,920.85 | 1,920.85 | 1,920.85 | - | -0.00284 |
| Dec 16. 20 | 1,915.40 | 1,915.40 | 1,915.40 | 1,915.40 | 1,915.40 | - | -0.00586 |
| Dec 19. 20 | 1,904.21 | 1,904.21 | 1,904.21 | 1,904.21 | 1,904.21 | - | -0.00021 |
| Dec 20. 20 | 1,903.81 | 1,903.81 | 1,903.81 | 1,903.81 | 1,903.81 | - | 0.002539 |
| Dec 21. 20 | 1,908.65 | 1,908.65 | 1,908.65 | 1,908.65 | 1,908.65 | - | 0.004449 |
| Dec 22. 20 | 1,917.16 | 1,917.16 | 1,917.16 | 1,917.16 | 1,917.16 | - | 0.000568 |
| Dec 23. 20 | 1,918.25 | 1,918.25 | 1,918.25 | 1,918.25 | 1,918.25 | - | -0.0096 |
| Dec 27. 20 | 1,899.93 | 1,899.93 | 1,899.93 | 1,899.93 | 1,899.93 | - | 0.001478 |
| Dec 28. 20 | 1,902.74 | 1,902.74 | 1,902.74 | 1,902.74 | 1,902.74 | - | -0.00292 |
| Dec 29. 20 | 1,897.20 | 1,897.20 | 1,897.20 | 1,897.20 | 1,897.20 | - | -0.00489 |
| Dec 30. 20 | 1,887.94 | 1,887.94 | 1,887.94 | 1,887.94 | 1,887.94 | - | 0.016297 |
| Jan 03. 200 | 1,918.96 | 1,918.96 | 1,918.96 | 1,918.96 | 1,918.96 | - | 0.003864 |
| Jan 04. 200 | 1,926.39 | 1,926.39 | 1,926.39 | 1,926.39 | 1,926.39 | - | 2.6E-05 |
| Jan 05. 200 | 1,926.44 | 1,926.44 | 1,926.44 | 1,926.44 | 1,926.44 | - | 0.009599 |
| Jan 06. 200 | 1,945.02 | 1,945.02 | 1,945.02 | 1,945.02 | 1,945.02 | - | 0.003649 |
| Jan 09. 200 | 1,952.13 | 1,952.13 | 1,952.13 | 1,952.13 | 1,952.13 | - | -0.00031 |
| Jan 10. 200 | 1,951.53 | 1,951.53 | 1,951.53 | 1,951.53 | 1,951.53 | - | 0.003596 |
| Jan 11. 200 | 1,958.56 | 1,958.56 | 1,958.56 | 1,958.56 | 1,958.56 | - | -0.00629 |
| Jan 12. 200 | 1,946.28 | 1,946.28 | 1,946.28 | 1,946.28 | 1,946.28 | - | 0.001212 |
| Jan 13. 200 | 1,948.64 | 1,948.64 | 1,948.64 | 1,948.64 | 1,948.64 | - | -0.00363 |
| Jan 17. 200 | 1,941.57 | 1,941.57 | 1,941.57 | 1,941.57 | 1,941.57 | - | -0.0038 |
| Jan 18. 200 | 1,934.21 | 1,934.21 | 1,934.21 | 1,934.21 | 1,934.21 | - | 0.005553 |
| Jan 19. 200 | 1,944.98 | 1,944.98 | 1,944.98 | 1,944.98 | 1,944.98 | - | -0.01849 |
| Jan 20. 200 | 1,909.35 | 1,909.35 | 1,909.35 | 1,909.35 | 1,909.35 | - | 0.001863 |
| Jan 23. 200 | 1,912.91 | 1,912.91 | 1,912.91 | 1,912.91 | 1,912.91 | - | 0.002417 |
| Jan 24. 200 | 1,917.54 | 1,917.54 | 1,917.54 | 1,917.54 | 1,917.54 | - | -0.0017 |
| Jan 25. 200 | 1,914.28 | 1,914.28 | 1,914.28 | 1,914.28 | 1,914.28 | - | 0.00723 |
| Jan 26. 200 | 1,928.17 | 1,928.17 | 1,928.17 | 1,928.17 | 1,928.17 | - | 0.007837 |
| Jan 27. 200 | 1,943.34 | 1,943.34 | 1,943.34 | 1,943.34 | 1,943.34 | - | 0.001193 |
| Jan 30. 200 | 1,945.66 | 1,945.66 | 1,945.66 | 1,945.66 | 1,945.66 | - | -0.00398 |
| Jan 31. 200 | 1,937.93 | 1,937.93 | 1,937.93 | 1,937.93 | 1,937.93 | - | 0.001969 |
| Feb 01. 20 | 1,941.75 | 1,941.75 | 1,941.75 | 1,941.75 | 1,941.75 | - | -0.00884 |
| Feb 02. 20 | 1,924.67 | 1,924.67 | 1,924.67 | 1,924.67 | 1,924.67 | - | -0.0053 |
| Feb 03. 20 | 1,914.50 | 1,914.50 | 1,914.50 | 1,914.50 | 1,914.50 | - | 0.000804 |
| Feb 06. 20 | 1,916.04 | 1,916.04 | 1,916.04 | 1,916.04 | 1,916.04 | - | -0.0081 |
| Feb 07. 20 | 1,900.58 | 1,900.58 | 1,900.58 | 1,900.58 | 1,900.58 | - | 0.00904 |
| Feb 08. 20 | 1,917.84 | 1,917.84 | 1,917.84 | 1,917.84 | 1,917.84 | - | -0.00143 |
| Feb 09. 20 | 1,915.10 | 1,915.10 | 1,915.10 | 1,915.10 | 1,915.10 | - | 0.002555 |
| Feb 10. 20 | 1,920.00 | 1,920.00 | 1,920.00 | 1,920.00 | 1,920.00 | - | -0.00312 |
| Feb 13. 20 | 1,914.02 | 1,914.02 | 1,914.02 | 1,914.02 | 1,914.02 | - | 0.010105 |
| Feb 14. 20 | 1,933.46 | 1,933.46 | 1,933.46 | 1,933.46 | 1,933.46 | - | 0.003732 |
| Feb 15. 20 | 1,940.69 | 1,940.69 | 1,940.69 | 1,940.69 | 1,940.69 | - | 0.007377 |
| Feb 16. 20 | 1,955.06 | 1,955.06 | 1,955.06 | 1,955.06 | 1,955.06 | - | -0.00165 |
| Feb 17. 20 | 1,951.83 | 1,951.83 | 1,951.83 | 1,951.83 | 1,951.83 | - | -0.00327 |
| Feb 21. 20 | 1,945.45 | 1,945.45 | 1,945.45 | 1,945.45 | 1,945.45 | - | 0.007584 |
| Feb 22. 20 | 1,960.26 | 1,960.26 | 1,960.26 | 1,960.26 | 1,960.26 | - | -0.00352 |
| Feb 23. 20 | 1,953.37 | 1,953.37 | 1,953.37 | 1,953.37 | 1,953.37 | - | 0.001417 |
| Feb 24. 20 | 1,956.14 | 1,956.14 | 1,956.14 | 1,956.14 | 1,956.14 | - | 0.003796 |
| Feb 27. 20 | 1,963.58 | 1,963.58 | 1,963.58 | 1,963.58 | 1,963.58 | - | -0.01044 |
| Feb 28. 20 | 1,943.19 | 1,943.19 | 1,943.19 | 1,943.19 | 1,943.19 | - | 0.008496 |
| Mar 01. 20 | 1,959.77 | 1,959.77 | 1,959.77 | 1,959.77 | 1,959.77 | - | -0.00162 |
| Mar 02. 20 | 1,956.60 | 1,956.60 | 1,956.60 | 1,956.60 | 1,956.60 | - | -0.00146 |
| Mar 03. 20 | 1,953.74 | 1,953.74 | 1,953.74 | 1,953.74 | 1,953.74 | - | -0.00695 |
| Mar 06. 20 | 1,940.20 | 1,940.20 | 1,940.20 | 1,940.20 | 1,940.20 | - | -0.00182 |
| Mar 07. 20 | 1,936.68 | 1,936.68 | 1,936.68 | 1,936.68 | 1,936.68 | - | 0.002316 |
| Mar 08. 20 | 1,941.17 | 1,941.17 | 1,941.17 | 1,941.17 | 1,941.17 | - | -0.00487 |
| Mar 09. 20 | 1,931.73 | 1,931.73 | 1,931.73 | 1,931.73 | 1,931.73 | - | 0.007324 |
| Mar 10. 20 | 1,945.93 | 1,945.93 | 1,945.93 | 1,945.93 | 1,945.93 | - | 0.002289 |
| Mar 13. 20 | 1,950.39 | 1,950.39 | 1,950.39 | 1,950.39 | 1,950.39 | - | 0.010339 |
| Mar 14. 20 | 1,970.66 | 1,970.66 | 1,970.66 | 1,970.66 | 1,970.66 | - | 0.004329 |
| Mar 15. 20 | 1,979.21 | 1,979.21 | 1,979.21 | 1,979.21 | 1,979.21 | - | 0.001792 |
| Mar 16. 20 | 1,982.76 | 1,982.76 | 1,982.76 | 1,982.76 | 1,982.76 | - | 0.001477 |
| Mar 17. 20 | 1,985.69 | 1,985.69 | 1,985.69 | 1,985.69 | 1,985.69 | - | -0.00166 |
| Mar 20. 20 | 1,982.40 | 1,982.40 | 1,982.40 | 1,982.40 | 1,982.40 | - | -0.00602 |
| Mar 21. 20 | 1,970.50 | 1,970.50 | 1,970.50 | 1,970.50 | 1,970.50 | - | 0.006021 |
| Mar 22. 20 | 1,982.40 | 1,982.40 | 1,982.40 | 1,982.40 | 1,982.40 | - | -0.00258 |
| Mar 23. 20 | 1,977.29 | 1,977.29 | 1,977.29 | 1,977.29 | 1,977.29 | - | 0.000986 |
| Mar 24. 20 | 1,979.24 | 1,979.24 | 1,979.24 | 1,979.24 | 1,979.24 | - | -0.00104 |
| Mar 27. 20 | 1,977.19 | 1,977.19 | 1,977.19 | 1,977.19 | 1,977.19 | - | -0.00645 |
| Mar 28. 20 | 1,964.47 | 1,964.47 | 1,964.47 | 1,964.47 | 1,964.47 | - | 0.007627 |
| Mar 29. 20 | 1,979.51 | 1,979.51 | 1,979.51 | 1,979.51 | 1,979.51 | - | -0.00198 |
| Mar 30. 20 | 1,975.60 | 1,975.60 | 1,975.60 | 1,975.60 | 1,975.60 | - | -0.00417 |
| Mar 31. 20 | 1,967.38 | 1,967.38 | 1,967.38 | 1,967.38 | 1,967.38 | - | 0.00231 |
| Apr 03. 20 | 1,971.93 | 1,971.93 | 1,971.93 | 1,971.93 | 1,971.93 | - | 0.006339 |
| Apr 04. 20 | 1,984.47 | 1,984.47 | 1,984.47 | 1,984.47 | 1,984.47 | - | 0.004395 |
| Apr 05. 20 | 1,993.21 | 1,993.21 | 1,993.21 | 1,993.21 | 1,993.21 | - | -0.00168 |
| Apr 06. 20 | 1,989.87 | 1,989.87 | 1,989.87 | 1,989.87 | 1,989.87 | - | -0.01039 |
| Apr 07. 20 | 1,969.30 | 1,969.30 | 1,969.30 | 1,969.30 | 1,969.30 | - | 0.000878 |
| Apr 10. 20 | 1,971.03 | 1,971.03 | 1,971.03 | 1,971.03 | 1,971.03 | - | -0.00759 |
| Apr 11. 20 | 1,956.12 | 1,956.12 | 1,956.12 | 1,956.12 | 1,956.12 | - | 0.001211 |
| Apr 12. 20 | 1,958.49 | 1,958.49 | 1,958.49 | 1,958.49 | 1,958.49 | - | 0.000776 |
| Apr 13. 20 | 1,960.01 | 1,960.01 | 1,960.01 | 1,960.01 | 1,960.01 | - | -0.00294 |
| Apr 17. 20 | 1,954.25 | 1,954.25 | 1,954.25 | 1,954.25 | 1,954.25 | - | 0.017213 |
| Apr 18. 20 | 1,988.18 | 1,988.18 | 1,988.18 | 1,988.18 | 1,988.18 | - | 0.001839 |
| Apr 19. 20 | 1,991.84 | 1,991.84 | 1,991.84 | 1,991.84 | 1,991.84 | - | 0.001199 |
| Apr 20. 20 | 1,994.23 | 1,994.23 | 1,994.23 | 1,994.23 | 1,994.23 | - | -0.00012 |
| Apr 21. 20 | 1,993.99 | 1,993.99 | 1,993.99 | 1,993.99 | 1,993.99 | - | -0.00241 |
| Apr 24. 20 | 1,989.20 | 1,989.20 | 1,989.20 | 1,989.20 | 1,989.20 | - | -0.00488 |
| Apr 25. 20 | 1,979.51 | 1,979.51 | 1,979.51 | 1,979.51 | 1,979.51 | - | 0.002916 |
| Apr 26. 20 | 1,985.29 | 1,985.29 | 1,985.29 | 1,985.29 | 1,985.29 | - | 0.00357 |
| Apr 27. 20 | 1,992.39 | 1,992.39 | 1,992.39 | 1,992.39 | 1,992.39 | - | 0.000702 |
| Apr 28. 20 | 1,993.79 | 1,993.79 | 1,993.79 | 1,993.79 | 1,993.79 | - | -0.00414 |
| May 01. 20 | 1,985.55 | 1,985.55 | 1,985.55 | 1,985.55 | 1,985.55 | - | 0.006126 |
| May 02. 20 | 1,997.75 | 1,997.75 | 1,997.75 | 1,997.75 | 1,997.75 | - | -0.0039 |
| May 03. 20 | 1,989.97 | 1,989.97 | 1,989.97 | 1,989.97 | 1,989.97 | - | 0.003396 |
| May 04. 20 | 1,996.74 | 1,996.74 | 1,996.74 | 1,996.74 | 1,996.74 | - | 0.010264 |
| May 05. 20 | 2,017.34 | 2,017.34 | 2,017.34 | 2,017.34 | 2,017.34 | - | -0.00074 |
| May 08. 20 | 2,015.84 | 2,015.84 | 2,015.84 | 2,015.84 | 2,015.84 | - | 0.000377 |

| | | | | | | | |
|---|---|---|---|---|---|---|---|
| May 09. 20 | 2,016.60 | 2,016.60 | 2,016.60 | 2,016.60 | 2,016.60 | - | -0.0013 |
| May 10. 20 | 2,013.99 | 2,013.99 | 2,013.99 | 2,013.99 | 2,013.99 | - | -0.01271 |
| May 11. 20 | 1,988.56 | 1,988.56 | 1,988.56 | 1,988.56 | 1,988.56 | - | -0.01127 |
| May 12. 20 | 1,966.27 | 1,966.27 | 1,966.27 | 1,966.27 | 1,966.27 | - | 0.002631 |
| May 15. 20 | 1,971.45 | 1,971.45 | 1,971.45 | 1,971.45 | 1,971.45 | - | -0.00186 |
| May 16. 20 | 1,967.79 | 1,967.79 | 1,967.79 | 1,967.79 | 1,967.79 | - | -0.01671 |
| May 17. 20 | 1,935.18 | 1,935.18 | 1,935.18 | 1,935.18 | 1,935.18 | - | -0.00667 |
| May 18. 20 | 1,922.32 | 1,922.32 | 1,922.32 | 1,922.32 | 1,922.32 | - | 0.004127 |
| May 19. 20 | 1,930.27 | 1,930.27 | 1,930.27 | 1,930.27 | 1,930.27 | - | -0.00392 |
| May 22. 20 | 1,922.72 | 1,922.72 | 1,922.72 | 1,922.72 | 1,922.72 | - | -0.00435 |
| May 23. 20 | 1,914.38 | 1,914.38 | 1,914.38 | 1,914.38 | 1,914.38 | - | 0.001618 |
| May 24. 20 | 1,917.48 | 1,917.48 | 1,917.48 | 1,917.48 | 1,917.48 | - | 0.011429 |
| May 25. 20 | 1,939.52 | 1,939.52 | 1,939.52 | 1,939.52 | 1,939.52 | - | 0.005835 |
| May 26. 20 | 1,950.87 | 1,950.87 | 1,950.87 | 1,950.87 | 1,950.87 | - | -0.0159 |
| May 30. 20 | 1,920.09 | 1,920.09 | 1,920.09 | 1,920.09 | 1,920.09 | - | 0.008464 |
| May 31. 20 | 1,936.41 | 1,936.41 | 1,936.41 | 1,936.41 | 1,936.41 | - | 0.012252 |
| Jun 01. 200 | 1,960.28 | 1,960.28 | 1,960.28 | 1,960.28 | 1,960.28 | - | 0.001952 |
| Jun 02. 200 | 1,964.11 | 1,964.11 | 1,964.11 | 1,964.11 | 1,964.11 | - | -0.01792 |
| Jun 05. 200 | 1,929.23 | 1,929.23 | 1,929.23 | 1,929.23 | 1,929.23 | - | -0.00109 |
| Jun 06. 200 | 1,927.13 | 1,927.13 | 1,927.13 | 1,927.13 | 1,927.13 | - | -0.00591 |
| Jun 07. 200 | 1,915.77 | 1,915.77 | 1,915.77 | 1,915.77 | 1,915.77 | - | 0.001471 |
| Jun 08. 200 | 1,918.59 | 1,918.59 | 1,918.59 | 1,918.59 | 1,918.59 | - | -0.00448 |
| Jun 09. 200 | 1,910.01 | 1,910.01 | 1,910.01 | 1,910.01 | 1,910.01 | - | -0.01275 |
| Jun 12. 200 | 1,885.81 | 1,885.81 | 1,885.81 | 1,885.81 | 1,885.81 | - | -0.01007 |
| Jun 13. 200 | 1,866.92 | 1,866.92 | 1,866.92 | 1,866.92 | 1,866.92 | - | 0.005209 |
| Jun 14. 200 | 1,876.67 | 1,876.67 | 1,876.67 | 1,876.67 | 1,876.67 | - | 0.021033 |
| Jun 15. 200 | 1,916.56 | 1,916.56 | 1,916.56 | 1,916.56 | 1,916.56 | - | -0.00368 |
| Jun 16. 200 | 1,909.52 | 1,909.52 | 1,909.52 | 1,909.52 | 1,909.52 | - | -0.00915 |
| Jun 19. 200 | 1,892.12 | 1,892.12 | 1,892.12 | 1,892.12 | 1,892.12 | - | 5.29E-06 |
| Jun 20. 200 | 1,892.13 | 1,892.13 | 1,892.13 | 1,892.13 | 1,892.13 | - | 0.009725 |
| Jun 21. 200 | 1,910.62 | 1,910.62 | 1,910.62 | 1,910.62 | 1,910.62 | - | -0.00506 |
| Jun 22. 200 | 1,900.98 | 1,900.98 | 1,900.98 | 1,900.98 | 1,900.98 | - | -0.00087 |
| Jun 23. 200 | 1,899.32 | 1,899.32 | 1,899.32 | 1,899.32 | 1,899.32 | - | 0.004853 |
| Jun 26. 200 | 1,908.56 | 1,908.56 | 1,908.56 | 1,908.56 | 1,908.56 | - | -0.00912 |
| Jun 27. 200 | 1,891.24 | 1,891.24 | 1,891.24 | 1,891.24 | 1,891.24 | - | 0.005663 |
| Jun 28. 200 | 1,901.98 | 1,901.98 | 1,901.98 | 1,901.98 | 1,901.98 | - | 0.021384 |
| Jun 29. 200 | 1,943.09 | 1,943.09 | 1,943.09 | 1,943.09 | 1,943.09 | - | -0.00209 |
| Jun 30. 200 | 1,939.03 | 1,939.03 | 1,939.03 | 1,939.03 | 1,939.03 | - | 0.007941 |
| Jul 03. 200 | 1,954.49 | 1,954.49 | 1,954.49 | 1,954.49 | 1,954.49 | - | -0.00716 |
| Jul 05. 200 | 1,940.55 | 1,940.55 | 1,940.55 | 1,940.55 | 1,940.55 | - | 0.002753 |
| Jul 06. 200 | 1,945.90 | 1,945.90 | 1,945.90 | 1,945.90 | 1,945.90 | - | -0.00678 |
| Jul 07. 200 | 1,932.75 | 1,932.75 | 1,932.75 | 1,932.75 | 1,932.75 | - | 0.001484 |
| Jul 10. 200 | 1,935.62 | 1,935.62 | 1,935.62 | 1,935.62 | 1,935.62 | - | 0.004145 |
| Jul 11. 200 | 1,943.66 | 1,943.66 | 1,943.66 | 1,943.66 | 1,943.66 | - | -0.01088 |
| Jul 12. 200 | 1,922.62 | 1,922.62 | 1,922.62 | 1,922.62 | 1,922.62 | - | -0.01303 |
| Jul 13. 200 | 1,897.73 | 1,897.73 | 1,897.73 | 1,897.73 | 1,897.73 | - | -0.00491 |
| Jul 14. 200 | 1,888.43 | 1,888.43 | 1,888.43 | 1,888.43 | 1,888.43 | - | -0.00138 |
| Jul 17. 200 | 1,885.82 | 1,885.82 | 1,885.82 | 1,885.82 | 1,885.82 | - | 0.001939 |
| Jul 18. 200 | 1,889.48 | 1,889.48 | 1,889.48 | 1,889.48 | 1,889.48 | - | 0.018489 |
| Jul 19. 200 | 1,924.74 | 1,924.74 | 1,924.74 | 1,924.74 | 1,924.74 | - | -0.00852 |
| Jul 20. 200 | 1,908.42 | 1,908.42 | 1,908.42 | 1,908.42 | 1,908.42 | - | -0.00709 |
| Jul 21. 200 | 1,894.94 | 1,894.94 | 1,894.94 | 1,894.94 | 1,894.94 | - | 0.016518 |
| Jul 24. 200 | 1,926.50 | 1,926.50 | 1,926.50 | 1,926.50 | 1,926.50 | - | 0.006302 |
| Jul 25. 200 | 1,938.68 | 1,938.68 | 1,938.68 | 1,938.68 | 1,938.68 | - | -0.00037 |
| Jul 26. 200 | 1,937.96 | 1,937.96 | 1,937.96 | 1,937.96 | 1,937.96 | - | -0.00395 |
| Jul 27. 200 | 1,930.32 | 1,930.32 | 1,930.32 | 1,930.32 | 1,930.32 | - | 0.012121 |
| Jul 28. 200 | 1,953.86 | 1,953.86 | 1,953.86 | 1,953.86 | 1,953.86 | - | -0.00146 |
| Jul 31. 200 | 1,951.00 | 1,951.00 | 1,951.00 | 1,951.00 | 1,951.00 | - | -0.00451 |
| Aug 01. 200 | 1,942.22 | 1,942.22 | 1,942.22 | 1,942.22 | 1,942.22 | - | 0.006139 |
| Aug 02. 200 | 1,954.18 | 1,954.18 | 1,954.18 | 1,954.18 | 1,954.18 | - | 0.001652 |
| Aug 03. 200 | 1,957.41 | 1,957.41 | 1,957.41 | 1,957.41 | 1,957.41 | - | -0.0007 |
| Aug 04. 200 | 1,956.05 | 1,956.05 | 1,956.05 | 1,956.05 | 1,956.05 | - | -0.00277 |
| Aug 07. 200 | 1,950.63 | 1,950.63 | 1,950.63 | 1,950.63 | 1,950.63 | - | -0.00329 |
| Aug 08. 200 | 1,944.22 | 1,944.22 | 1,944.22 | 1,944.22 | 1,944.22 | - | -0.00408 |
| Aug 09. 200 | 1,936.30 | 1,936.30 | 1,936.30 | 1,936.30 | 1,936.30 | - | 0.004797 |
| Aug 10. 200 | 1,945.61 | 1,945.61 | 1,945.61 | 1,945.61 | 1,945.61 | - | -0.00385 |
| Aug 11. 200 | 1,938.13 | 1,938.13 | 1,938.13 | 1,938.13 | 1,938.13 | - | 0.001222 |
| Aug 14. 200 | 1,940.50 | 1,940.50 | 1,940.50 | 1,940.50 | 1,940.50 | - | 0.013696 |
| Aug 15. 200 | 1,967.26 | 1,967.26 | 1,967.26 | 1,967.26 | 1,967.26 | - | 0.007873 |
| Aug 16. 200 | 1,982.81 | 1,982.81 | 1,982.81 | 1,982.81 | 1,982.81 | - | 0.001628 |
| Aug 17. 200 | 1,986.04 | 1,986.04 | 1,986.04 | 1,986.04 | 1,986.04 | - | 0.003714 |
| Aug 18. 200 | 1,993.43 | 1,993.43 | 1,993.43 | 1,993.43 | 1,993.43 | - | -0.00368 |
| Aug 21. 200 | 1,986.11 | 1,986.11 | 1,986.11 | 1,986.11 | 1,986.11 | - | 0.001001 |
| Aug 22. 200 | 1,988.10 | 1,988.10 | 1,988.10 | 1,988.10 | 1,988.10 | - | -0.00441 |
| Aug 23. 200 | 1,979.35 | 1,979.35 | 1,979.35 | 1,979.35 | 1,979.35 | - | 0.002392 |
| Aug 24. 200 | 1,984.09 | 1,984.09 | 1,984.09 | 1,984.09 | 1,984.09 | - | -0.00065 |
| Aug 25. 200 | 1,982.81 | 1,982.81 | 1,982.81 | 1,982.81 | 1,982.81 | - | 0.005156 |
| Aug 28. 200 | 1,993.06 | 1,993.06 | 1,993.06 | 1,993.06 | 1,993.06 | - | 0.00208 |
| Aug 29. 200 | 1,997.21 | 1,997.21 | 1,997.21 | 1,997.21 | 1,997.21 | - | 0.000436 |
| Aug 30. 200 | 1,998.08 | 1,998.08 | 1,998.08 | 1,998.08 | 1,998.08 | - | -0.00033 |
| Aug 31. 200 | 1,997.42 | 1,997.42 | 1,997.42 | 1,997.42 | 1,997.42 | - | 0.005517 |
| Sep 01. 200 | 2,008.47 | 2,008.47 | 2,008.47 | 2,008.47 | 2,008.47 | - | 0.001756 |
| Sep 05. 200 | 2,012.00 | 2,012.00 | 2,012.00 | 2,012.00 | 2,012.00 | - | -0.00978 |
| Sep 06. 200 | 1,992.42 | 1,992.42 | 1,992.42 | 1,992.42 | 1,992.42 | - | -0.00477 |
| Sep 07. 200 | 1,982.93 | 1,982.93 | 1,982.93 | 1,982.93 | 1,982.93 | - | 0.00378 |
| Sep 08. 200 | 1,990.44 | 1,990.44 | 1,990.44 | 1,990.44 | 1,990.44 | - | 0.000527 |
| Sep 11. 200 | 1,991.49 | 1,991.49 | 1,991.49 | 1,991.49 | 1,991.49 | - | 0.010405 |
| Sep 12. 200 | 2,012.32 | 2,012.32 | 2,012.32 | 2,012.32 | 2,012.32 | - | 0.004052 |
| Sep 13. 200 | 2,020.49 | 2,020.49 | 2,020.49 | 2,020.49 | 2,020.49 | - | -0.0013 |
| Sep 14. 200 | 2,017.86 | 2,017.86 | 2,017.86 | 2,017.86 | 2,017.86 | - | 0.002717 |
| Sep 15. 200 | 2,023.35 | 2,023.35 | 2,023.35 | 2,023.35 | 2,023.35 | - | 0.001008 |
| Sep 18. 200 | 2,025.39 | 2,025.39 | 2,025.39 | 2,025.39 | 2,025.39 | - | -0.00216 |
| Sep 19. 200 | 2,021.01 | 2,021.01 | 2,021.01 | 2,021.01 | 2,021.01 | - | 0.005221 |
| Sep 20. 200 | 2,031.59 | 2,031.59 | 2,031.59 | 2,031.59 | 2,031.59 | - | -0.00519 |
| Sep 21. 200 | 2,021.08 | 2,021.08 | 2,021.08 | 2,021.08 | 2,021.08 | - | -0.00247 |
| Sep 22. 200 | 2,016.09 | 2,016.09 | 2,016.09 | 2,016.09 | 2,016.09 | - | 0.00878 |
| Sep 25. 200 | 2,033.87 | 2,033.87 | 2,033.87 | 2,033.87 | 2,033.87 | - | 0.007509 |
| Sep 26. 200 | 2,049.20 | 2,049.20 | 2,049.20 | 2,049.20 | 2,049.20 | - | 0.000376 |
| Sep 27. 200 | 2,049.97 | 2,049.97 | 2,049.97 | 2,049.97 | 2,049.97 | - | 0.00193 |
| Sep 28. 200 | 2,053.93 | 2,053.93 | 2,053.93 | 2,053.93 | 2,053.93 | - | -0.00246 |
| Sep 29. 200 | 2,048.89 | 2,048.89 | 2,048.89 | 2,048.89 | 2,048.89 | - | -0.00337 |
| Oct 02. 200 | 2,041.99 | 2,041.99 | 2,041.99 | 2,041.99 | 2,041.99 | - | 0.002099 |
| Oct 03. 200 | 2,046.28 | 2,046.28 | 2,046.28 | 2,046.28 | 2,046.28 | - | 0.012225 |
| Oct 04. 200 | 2,071.45 | 2,071.45 | 2,071.45 | 2,071.45 | 2,071.45 | - | 0.002498 |
| Oct 05. 200 | 2,076.63 | 2,076.63 | 2,076.63 | 2,076.63 | 2,076.63 | - | -0.00269 |
| Oct 06. 200 | 2,071.05 | 2,071.05 | 2,071.05 | 2,071.05 | 2,071.05 | - | 0.000801 |
| Oct 09. 200 | 2,072.71 | 2,072.71 | 2,072.71 | 2,072.71 | 2,072.71 | - | 0.002072 |
| Oct 10. 200 | 2,077.01 | 2,077.01 | 2,077.01 | 2,077.01 | 2,077.01 | - | -0.00246 |
| Oct 11. 200 | 2,071.90 | 2,071.90 | 2,071.90 | 2,071.90 | 2,071.90 | - | 0.009506 |
| Oct 12. 200 | 2,091.69 | 2,091.69 | 2,091.69 | 2,091.69 | 2,091.69 | - | 0.002044 |
| Oct 13. 200 | 2,095.97 | 2,095.97 | 2,095.97 | 2,095.97 | 2,095.97 | - | 0.002525 |
| Oct 16. 200 | 2,101.27 | 2,101.27 | 2,101.27 | 2,101.27 | 2,101.27 | - | -0.00367 |
| Oct 17. 200 | 2,093.58 | 2,093.58 | 2,093.58 | 2,093.58 | 2,093.58 | - | 0.001494 |
| Oct 18. 200 | 2,096.71 | 2,096.71 | 2,096.71 | 2,096.71 | 2,096.71 | - | 0.000768 |
| Oct 19. 200 | 2,098.32 | 2,098.32 | 2,098.32 | 2,098.32 | 2,098.32 | - | 0.00121 |
| Oct 20. 200 | 2,100.86 | 2,100.86 | 2,100.86 | 2,100.86 | 2,100.86 | - | 0.00615 |
| Oct 23. 200 | 2,113.82 | 2,113.82 | 2,113.82 | 2,113.82 | 2,113.82 | - | 0.000255 |
| Oct 24. 200 | 2,114.36 | 2,114.36 | 2,114.36 | 2,114.36 | 2,114.36 | - | 0.003531 |
| Oct 25. 200 | 2,121.84 | 2,121.84 | 2,121.84 | 2,121.84 | 2,121.84 | - | 0.00496 |
| Oct 26. 200 | 2,132.39 | 2,132.39 | 2,132.39 | 2,132.39 | 2,132.39 | - | -0.00835 |
| Oct 27. 200 | 2,114.65 | 2,114.65 | 2,114.65 | 2,114.65 | 2,114.65 | - | 0.000463 |
| Oct 30. 200 | 2,115.63 | 2,115.63 | 2,115.63 | 2,115.63 | 2,115.63 | - | 9.45E-06 |
| Oct 31. 200 | 2,115.65 | 2,115.65 | 2,115.65 | 2,115.65 | 2,115.65 | - | -0.00725 |
| Nov 01. 20 | 2,100.37 | 2,100.37 | 2,100.37 | 2,100.37 | 2,100.37 | - | -7.6E-05 |
| Nov 02. 20 | 2,100.21 | 2,100.21 | 2,100.21 | 2,100.21 | 2,100.21 | - | -0.00216 |
| Nov 03. 20 | 2,095.68 | 2,095.68 | 2,095.68 | 2,095.68 | 2,095.68 | - | 0.011316 |
| Nov 06. 20 | 2,119.53 | 2,119.53 | 2,119.53 | 2,119.53 | 2,119.53 | - | 0.002239 |
| Nov 07. 20 | 2,124.28 | 2,124.28 | 2,124.28 | 2,124.28 | 2,124.28 | - | 0.002323 |
| Nov 08. 20 | 2,129.22 | 2,129.22 | 2,129.22 | 2,129.22 | 2,129.22 | - | -0.00513 |
| Nov 09. 20 | 2,118.32 | 2,118.32 | 2,118.32 | 2,118.32 | 2,118.32 | - | 0.001858 |
| Nov 10. 20 | 2,122.26 | 2,122.26 | 2,122.26 | 2,122.26 | 2,122.26 | - | 0.002781 |
| Nov 13. 20 | 2,128.17 | 2,128.17 | 2,128.17 | 2,128.17 | 2,128.17 | - | 0.006454 |
| Nov 14. 20 | 2,141.95 | 2,141.95 | 2,141.95 | 2,141.95 | 2,141.95 | - | 0.002634 |
| Nov 15. 20 | 2,147.60 | 2,147.60 | 2,147.60 | 2,147.60 | 2,147.60 | - | 0.002312 |
| Nov 16. 20 | 2,152.57 | 2,152.57 | 2,152.57 | 2,152.57 | 2,152.57 | - | 0.001035 |
| Nov 17. 20 | 2,154.80 | 2,154.80 | 2,154.80 | 2,154.80 | 2,154.80 | - | -0.00048 |
| Nov 20. 20 | 2,153.76 | 2,153.76 | 2,153.76 | 2,153.76 | 2,153.76 | - | 0.001698 |
| Nov 21. 20 | 2,157.42 | 2,157.42 | 2,157.42 | 2,157.42 | 2,157.42 | - | 0.002421 |
| Nov 22. 20 | 2,162.65 | 2,162.65 | 2,162.65 | 2,162.65 | 2,162.65 | - | -0.00356 |
| Nov 24. 20 | 2,154.96 | 2,154.96 | 2,154.96 | 2,154.96 | 2,154.96 | - | -0.01369 |
| Nov 27. 20 | 2,125.67 | 2,125.67 | 2,125.67 | 2,125.67 | 2,125.67 | - | 0.003686 |
| Nov 28. 20 | 2,133.52 | 2,133.52 | 2,133.52 | 2,133.52 | 2,133.52 | - | 0.009595 |
| Nov 29. 20 | 2,154.09 | 2,154.09 | 2,154.09 | 2,154.09 | 2,154.09 | - | 0.000835 |
| Nov 30. 20 | 2,155.89 | 2,155.89 | 2,155.89 | 2,155.89 | 2,155.89 | - | -0.00281 |
| Dec 01. 200 | 2,149.85 | 2,149.85 | 2,149.85 | 2,149.85 | 2,149.85 | - | 0.008868 |
| Dec 04. 200 | 2,169.00 | 2,169.00 | 2,169.00 | 2,169.00 | 2,169.00 | - | 0.004026 |
| Dec 05. 200 | 2,177.75 | 2,177.75 | 2,177.75 | 2,177.75 | 2,177.75 | - | -0.00106 |
| Dec 06. 200 | 2,175.45 | 2,175.45 | 2,175.45 | 2,175.45 | 2,175.45 | - | -0.00395 |
| Dec 07. 200 | 2,166.87 | 2,166.87 | 2,166.87 | 2,166.87 | 2,166.87 | - | 0.00183 |
| Dec 08. 200 | 2,170.84 | 2,170.84 | 2,170.84 | 2,170.84 | 2,170.84 | - | 0.002282 |
| Dec 11. 200 | 2,175.80 | 2,175.80 | 2,175.80 | 2,175.80 | 2,175.80 | - | -0.00102 |
| Dec 12. 200 | 2,173.58 | 2,173.58 | 2,173.58 | 2,173.58 | 2,173.58 | - | 0.001352 |
| Dec 13. 200 | 2,176.52 | 2,176.52 | 2,176.52 | 2,176.52 | 2,176.52 | - | 0.008724 |
| Dec 14. 200 | 2,195.59 | 2,195.59 | 2,195.59 | 2,195.59 | 2,195.59 | - | 0.001129 |
| Dec 15. 200 | 2,198.07 | 2,198.07 | 2,198.07 | 2,198.07 | 2,198.07 | - | -0.00324 |
| Dec 18. 200 | 2,190.97 | 2,190.97 | 2,190.97 | 2,190.97 | 2,190.97 | - | 0.002202 |
| Dec 19. 200 | 2,195.80 | 2,195.80 | 2,195.80 | 2,195.80 | 2,195.80 | - | -0.00139 |
| Dec 20. 200 | 2,192.76 | 2,192.76 | 2,192.76 | 2,192.76 | 2,192.76 | - | -0.00345 |
| Dec 21. 200 | 2,185.21 | 2,185.21 | 2,185.21 | 2,185.21 | 2,185.21 | - | -0.00519 |
| Dec 22. 200 | 2,173.90 | 2,173.90 | 2,173.90 | 2,173.90 | 2,173.90 | - | 0.004351 |
| Dec 26. 200 | 2,183.38 | 2,183.38 | 2,183.38 | 2,183.38 | 2,183.38 | - | 0.007197 |
| Dec 27. 200 | 2,199.15 | 2,199.15 | 2,199.15 | 2,199.15 | 2,199.15 | - | -0.00143 |
| Dec 28. 200 | 2,196.00 | 2,196.00 | 2,196.00 | 2,196.00 | 2,196.00 | - | -0.0045 |
| Dec 29. 200 | 2,186.13 | 2,186.13 | 2,186.13 | 2,186.13 | 2,186.13 | - | -0.00101 |
| Jan 03. 200 | 2,183.92 | 2,183.92 | 2,183.92 | 2,183.92 | 2,183.92 | - | 0.001226 |
| Jan 04. 200 | 2,186.60 | 2,186.60 | 2,186.60 | 2,186.60 | 2,186.60 | - | -0.00611 |
| Jan 05. 200 | 2,173.29 | 2,173.29 | 2,173.29 | 2,173.29 | 2,173.29 | - | 0.002532 |
| Jan 08. 200 | 2,178.80 | 2,178.80 | 2,178.80 | 2,178.80 | 2,178.80 | - | -0.00051 |
| Jan 09. 200 | 2,177.68 | 2,177.68 | 2,177.68 | 2,177.68 | 2,177.68 | - | 0.002055 |
| Jan 10. 200 | 2,182.16 | 2,182.16 | 2,182.16 | 2,182.16 | 2,182.16 | - | 0.006331 |
| Jan 11. 200 | 2,196.02 | 2,196.02 | 2,196.02 | 2,196.02 | 2,196.02 | - | 0.004842 |
| Jan 12. 200 | 2,206.68 | 2,206.68 | 2,206.68 | 2,206.68 | 2,206.68 | - | 0.000815 |
| Jan 16. 200 | 2,208.48 | 2,208.48 | 2,208.48 | 2,208.48 | 2,208.48 | - | -0.00081 |
| Jan 17. 200 | 2,206.70 | 2,206.70 | 2,206.70 | 2,206.70 | 2,206.70 | - | -0.00295 |
| Jan 18. 200 | 2,200.20 | 2,200.20 | 2,200.20 | 2,200.20 | 2,200.20 | - | 0.002905 |
| Jan 19. 200 | 2,206.60 | 2,206.60 | 2,206.60 | 2,206.60 | 2,206.60 | - | -0.00527 |
| Jan 22. 200 | 2,195.00 | 2,195.00 | 2,195.00 | 2,195.00 | 2,195.00 | - | 0.003534 |
| Jan 23. 200 | 2,202.77 | 2,202.77 | 2,202.77 | 2,202.77 | 2,202.77 | - | 0.008494 |
| Jan 24. 200 | 2,221.56 | 2,221.56 | 2,221.56 | 2,221.56 | 2,221.56 | - | -0.01133 |
| Jan 25. 200 | 2,196.54 | 2,196.54 | 2,196.54 | 2,196.54 | 2,196.54 | - | -0.00121 |
| Jan 26. 200 | 2,193.89 | 2,193.89 | 2,193.89 | 2,193.89 | 2,193.89 | - | -0.00099 |
| Jan 29. 200 | 2,191.71 | 2,191.71 | 2,191.71 | 2,191.71 | 2,191.71 | - | 0.005773 |
| Jan 30. 200 | 2,204.40 | 2,204.40 | 2,204.40 | 2,204.40 | 2,204.40 | - | 0.006687 |
| Jan 31. 200 | 2,219.19 | 2,219.19 | 2,219.19 | 2,219.19 | 2,219.19 | - | 0.005581 |
| Feb 01. 200 | 2,231.61 | 2,231.61 | 2,231.61 | 2,231.61 | 2,231.61 | - | 0.001692 |
| Feb 02. 200 | 2,235.39 | 2,235.39 | 2,235.39 | 2,235.39 | 2,235.39 | - | -0.00087 |
| Feb 05. 200 | 2,233.44 | 2,233.44 | 2,233.44 | 2,233.44 | 2,233.44 | - | 0.000707 |
| Feb 06. 200 | 2,235.02 | 2,235.02 | 2,235.02 | 2,235.02 | 2,235.02 | - | 0.001801 |
| Feb 07. 200 | 2,239.05 | 2,239.05 | 2,239.05 | 2,239.05 | 2,239.05 | - | -0.00116 |
| Feb 08. 200 | 2,236.46 | 2,236.46 | 2,236.46 | 2,236.46 | 2,236.46 | - | -0.00706 |
| Feb 09. 200 | 2,220.72 | 2,220.72 | 2,220.72 | 2,220.72 | 2,220.72 | - | -0.00322 |
| Feb 12. 200 | 2,213.58 | 2,213.58 | 2,213.58 | 2,213.58 | 2,213.58 | - | 0.007749 |
| Feb 13. 200 | 2,230.80 | 2,230.80 | 2,230.80 | 2,230.80 | 2,230.80 | - | 0.007859 |
| Feb 14. 200 | 2,248.40 | 2,248.40 | 2,248.40 | 2,248.40 | 2,248.40 | - | 0.001142 |
| Feb 15. 200 | 2,250.97 | 2,250.97 | 2,250.97 | 2,250.97 | 2,250.97 | - | -0.00084 |
| Feb 16. 200 | 2,249.07 | 2,249.07 | 2,249.07 | 2,249.07 | 2,249.07 | - | 0.002846 |
| Feb 20. 200 | 2,255.48 | 2,255.48 | 2,255.48 | 2,255.48 | 2,255.48 | - | -0.00135 |
| Feb 21. 200 | 2,252.43 | 2,252.43 | 2,252.43 | 2,252.43 | 2,252.43 | - | -0.00062 |
| Feb 22. 200 | 2,251.03 | 2,251.03 | 2,251.03 | 2,251.03 | 2,251.03 | - | -0.00346 |
| Feb 23. 200 | 2,243.26 | 2,243.26 | 2,243.26 | 2,243.26 | 2,243.26 | - | -0.00113 |
| Feb 26. 200 | 2,240.73 | 2,240.73 | 2,240.73 | 2,240.73 | 2,240.73 | - | -0.03525 |
| Feb 27. 200 | 2,163.11 | 2,163.11 | 2,163.11 | 2,163.11 | 2,163.11 | - | 0.00584 |
| Feb 28. 200 | 2,175.78 | 2,175.78 | 2,175.78 | 2,175.78 | 2,175.78 | - | -0.00258 |
| Mar 01. 20 | 2,170.17 | 2,170.17 | 2,170.17 | 2,170.17 | 2,170.17 | - | -0.01147 |
| Mar 02. 20 | 2,145.43 | 2,145.43 | 2,145.43 | 2,145.43 | 2,145.43 | - | -0.00941 |
| Mar 05. 20 | 2,125.34 | 2,125.34 | 2,125.34 | 2,125.34 | 2,125.34 | - | 0.015417 |
| Mar 06. 20 | 2,158.36 | 2,158.36 | 2,158.36 | 2,158.36 | 2,158.36 | - | -0.00218 |
| Mar 07. 20 | 2,153.65 | 2,153.65 | 2,153.65 | 2,153.65 | 2,153.65 | - | 0.007167 |
| Mar 08. 20 | 2,169.14 | 2,169.14 | 2,169.14 | 2,169.14 | 2,169.14 | - | 0.000682 |
| Mar 09. 20 | 2,170.62 | 2,170.62 | 2,170.62 | 2,170.62 | 2,170.62 | - | 0.002705 |
| Mar 12. 20 | 2,176.50 | 2,176.50 | 2,176.50 | 2,176.50 | 2,176.50 | - | -0.0203 |
| Mar 13. 20 | 2,132.76 | 2,132.76 | 2,132.76 | 2,132.76 | 2,132.76 | - | 0.006738 |
| Mar 14. 20 | 2,147.18 | 2,147.18 | 2,147.18 | 2,147.18 | 2,147.18 | - | 0.003719 |
| Mar 15. 20 | 2,155.18 | 2,155.18 | 2,155.18 | 2,155.18 | 2,155.18 | - | -0.00384 |
| Mar 16. 20 | 2,146.93 | 2,146.93 | 2,146.93 | 2,146.93 | 2,146.93 | - | 0.01084 |
| Mar 19. 20 | 2,170.33 | 2,170.33 | 2,170.33 | 2,170.33 | 2,170.33 | - | 0.006325 |
| Mar 20. 20 | 2,184.10 | 2,184.10 | 2,184.10 | 2,184.10 | 2,184.10 | - | 0.016961 |
| Mar 21. 20 | 2,221.46 | 2,221.46 | 2,221.46 | 2,221.46 | 2,221.46 | - | -0.00035 |
| Mar 22. 20 | 2,220.68 | 2,220.68 | 2,220.68 | 2,220.68 | 2,220.68 | - | 0.001098 |
| Mar 23. 20 | 2,223.12 | 2,223.12 | 2,223.12 | 2,223.12 | 2,223.12 | - | 0.000962 |
| Mar 26. 20 | 2,225.26 | 2,225.26 | 2,225.26 | 2,225.26 | 2,225.26 | - | -0.00619 |
| Mar 27. 20 | 2,211.52 | 2,211.52 | 2,211.52 | 2,211.52 | 2,211.52 | - | -0.00778 |
| Mar 28. 20 | 2,194.38 | 2,194.38 | 2,194.38 | 2,194.38 | 2,194.38 | - | 0.003775 |
| Mar 29. 20 | 2,202.68 | 2,202.68 | 2,202.68 | 2,202.68 | 2,202.68 | - | -0.00116 |
| Mar 30. 20 | 2,200.12 | 2,200.12 | 2,200.12 | 2,200.12 | 2,200.12 | - | 0.002601 |
| Apr 02. 200 | 2,205.85 | 2,205.85 | 2,205.85 | 2,205.85 | 2,205.85 | - | 0.009435 |
| Apr 03. 200 | 2,226.76 | 2,226.76 | 2,226.76 | 2,226.76 | 2,226.76 | - | 0.001122 |
| Apr 04. 200 | 2,229.26 | 2,229.26 | 2,229.26 | 2,229.26 | 2,229.26 | - | 0.003336 |
| Apr 05. 200 | 2,236.71 | 2,236.71 | 2,236.71 | 2,236.71 | 2,236.71 | - | 0.00059 |
| Apr 09. 200 | 2,238.03 | 2,238.03 | 2,238.03 | 2,238.03 | 2,238.03 | - | 0.002633 |
| Apr 10. 200 | 2,243.93 | 2,243.93 | 2,243.93 | 2,243.93 | 2,243.93 | - | -0.00648 |
| Apr 11. 200 | 2,229.44 | 2,229.44 | 2,229.44 | 2,229.44 | 2,229.44 | - | 0.006198 |
| Apr 12. 200 | 2,243.30 | 2,243.30 | 2,243.30 | 2,243.30 | 2,243.30 | - | 0.00348 |
| Apr 13. 200 | 2,251.12 | 2,251.12 | 2,251.12 | 2,251.12 | 2,251.12 | - | 0.010706 |
| Apr 16. 200 | 2,275.35 | 2,275.35 | 2,275.35 | 2,275.35 | 2,275.35 | - | 0.002046 |
| Apr 17. 200 | 2,280.01 | 2,280.01 | 2,280.01 | 2,280.01 | 2,280.01 | - | 0.000702 |
| Apr 18. 200 | 2,281.61 | 2,281.61 | 2,281.61 | 2,281.61 | 2,281.61 | - | -0.00118 |
| Apr 19. 200 | 2,278.91 | 2,278.91 | 2,278.91 | 2,278.91 | 2,278.91 | - | 0.009247 |
| Apr 20. 200 | 2,300.08 | 2,300.08 | 2,300.08 | 2,300.08 | 2,300.08 | - | -0.00229 |
| Apr 23. 200 | 2,294.83 | 2,294.83 | 2,294.83 | 2,294.83 | 2,294.83 | - | -0.00035 |
| Apr 24. 200 | 2,294.02 | 2,294.02 | 2,294.02 | 2,294.02 | 2,294.02 | - | 0.010183 |
| Apr 25. 200 | 2,317.50 | 2,317.50 | 2,317.50 | 2,317.50 | 2,317.50 | - | -0.00069 |
| Apr 26. 200 | 2,315.91 | 2,315.91 | 2,315.91 | 2,315.91 | 2,315.91 | - | -9.1E-05 |
| Apr 27. 200 | 2,315.70 | 2,315.70 | 2,315.70 | 2,315.70 | 2,315.70 | - | -0.00786 |
| Apr 30. 200 | 2,297.58 | 2,297.58 | 2,297.58 | 2,297.58 | 2,297.58 | - | 0.002651 |
| May 01. 20 | 2,303.68 | 2,303.68 | 2,303.68 | 2,303.68 | 2,303.68 | - | 0.006559 |
| May 02. 20 | 2,318.84 | 2,318.84 | 2,318.84 | 2,318.84 | 2,318.84 | - | 0.004604 |
| May 03. 20 | 2,329.54 | 2,329.54 | 2,329.54 | 2,329.54 | 2,329.54 | - | 0.002174 |
| May 04. 20 | 2,334.61 | 2,334.61 | 2,334.61 | 2,334.61 | 2,334.61 | - | 0.002597 |
| May 07. 20 | 2,340.68 | 2,340.68 | 2,340.68 | 2,340.68 | 2,340.68 | - | -0.00109 |
| May 08. 20 | 2,338.14 | 2,338.14 | 2,338.14 | 2,338.14 | 2,338.14 | - | 0.003484 |
| May 09. 20 | 2,346.30 | 2,346.30 | 2,346.30 | 2,346.30 | 2,346.30 | - | -0.01389 |
| May 10. 20 | 2,313.94 | 2,313.94 | 2,313.94 | 2,313.94 | 2,313.94 | - | 0.009694 |
| May 11. 20 | 2,336.48 | 2,336.48 | 2,336.48 | 2,336.48 | 2,336.48 | - | -0.00173 |
| May 14. 20 | 2,332.43 | 2,332.43 | 2,332.43 | 2,332.43 | 2,332.43 | - | -0.00121 |
| May 15. 20 | 2,329.61 | 2,329.61 | 2,329.61 | 2,329.61 | 2,329.61 | - | 0.008885 |
| May 16. 20 | 2,350.40 | 2,350.40 | 2,350.40 | 2,350.40 | 2,350.40 | - | -0.00083 |
| May 17. 20 | 2,348.44 | 2,348.44 | 2,348.44 | 2,348.44 | 2,348.44 | - | 0.006591 |
| May 18. 20 | 2,363.97 | 2,363.97 | 2,363.97 | 2,363.97 | 2,363.97 | - | 0.001547 |
| May 21. 20 | 2,367.63 | 2,367.63 | 2,367.63 | 2,367.63 | 2,367.63 | - | -0.00065 |
| May 22. 20 | 2,366.10 | 2,366.10 | 2,366.10 | 2,366.10 | 2,366.10 | - | -0.00119 |
| May 23. 20 | 2,363.29 | 2,363.29 | 2,363.29 | 2,363.29 | 2,363.29 | - | -0.00963 |
| May 24. 20 | 2,340.64 | 2,340.64 | 2,340.64 | 2,340.64 | 2,340.64 | - | 0.005445 |
| May 25. 20 | 2,353.42 | 2,353.42 | 2,353.42 | 2,353.42 | 2,353.42 | - | 0.001685 |
| May 29. 20 | 2,357.39 | 2,357.39 | 2,357.39 | 2,357.39 | 2,357.39 | - | 0.008322 |
| May 30. 20 | 2,377.09 | 2,377.09 | 2,377.09 | 2,377.09 | 2,377.09 | - | 0.000278 |
| May 31. 20 | 2,377.75 | 2,377.75 | 2,377.75 | 2,377.75 | 2,377.75 | - | 0.003728 |
| Jun 01. 200 | 2,386.63 | 2,386.63 | 2,386.63 | 2,386.63 | 2,386.63 | - | 0.001884 |
| Jun 04. 200 | 2,391.13 | 2,391.13 | 2,391.13 | 2,391.13 | 2,391.13 | - | -0.00532 |
| Jun 05. 200 | 2,378.44 | 2,378.44 | 2,378.44 | 2,378.44 | 2,378.44 | - | -0.00865 |
| Jun 06. 200 | 2,357.95 | 2,357.95 | 2,357.95 | 2,357.95 | 2,357.95 | - | -0.01768 |
| Jun 07. 200 | 2,316.63 | 2,316.63 | 2,316.63 | 2,316.63 | 2,316.63 | - | 0.01131 |
| Jun 08. 200 | 2,342.98 | 2,342.98 | 2,342.98 | 2,342.98 | 2,342.98 | - | 0.000977 |
| Jun 11. 200 | 2,345.27 | 2,345.27 | 2,345.27 | 2,345.27 | 2,345.27 | - | -0.01074 |
| Jun 12. 200 | 2,320.22 | 2,320.22 | 2,320.22 | 2,320.22 | 2,320.22 | - | 0.015312 |
| Jun 13. 200 | 2,356.02 | 2,356.02 | 2,356.02 | 2,356.02 | 2,356.02 | - | 0.004869 |
| Jun 14. 200 | 2,367.52 | 2,367.52 | 2,367.52 | 2,367.52 | 2,367.52 | - | 0.006505 |
| Jun 15. 200 | 2,382.97 | 2,382.97 | 2,382.97 | 2,382.97 | 2,382.97 | - | -0.00121 |
| Jun 18. 200 | 2,380.09 | 2,380.09 | 2,380.09 | 2,380.09 | 2,380.09 | - | 0.001751 |
| Jun 19. 200 | 2,384.26 | 2,384.26 | 2,384.26 | 2,384.26 | 2,384.26 | - | -0.01368 |
| Jun 20. 200 | 2,351.87 | 2,351.87 | 2,351.87 | 2,351.87 | 2,351.87 | - | 0.006379 |
| Jun 21. 200 | 2,366.92 | 2,366.92 | 2,366.92 | 2,366.92 | 2,366.92 | - | -0.01297 |
| Jun 22. 200 | 2,336.41 | 2,336.41 | 2,336.41 | 2,336.41 | 2,336.41 | - | -0.00322 |
| Jun 25. 200 | 2,328.91 | 2,328.91 | 2,328.91 | 2,328.91 | 2,328.91 | - | -0.0032 |
| Jun 26. 200 | 2,321.46 | 2,321.46 | 2,321.46 | 2,321.46 | 2,321.46 | - | 0.009168 |
| Jun 27. 200 | 2,342.84 | 2,342.84 | 2,342.84 | 2,342.84 | 2,342.84 | - | -0.0004 |
| Jun 28. 200 | 2,341.90 | 2,341.90 | 2,341.90 | 2,341.90 | 2,341.90 | - | -0.00156 |
| Jun 29. 200 | 2,338.25 | 2,338.25 | 2,338.25 | 2,338.25 | 2,338.25 | - | 0.010648 |
| Jul 02. 200 | 2,363.28 | 2,363.28 | 2,363.28 | 2,363.28 | 2,363.28 | - | 0.003776 |
| Jul 03. 200 | 2,372.22 | 2,372.22 | 2,372.22 | 2,372.22 | 2,372.22 | - | 0.000358 |
| Jul 05. 200 | 2,373.07 | 2,373.07 | 2,373.07 | 2,373.07 | 2,373.07 | - | 0.003584 |
| Jul 06. 200 | 2,381.59 | 2,381.59 | 2,381.59 | 2,381.59 | 2,381.59 | - | 0.000928 |
| Jul 09. 200 | 2,383.80 | 2,383.80 | 2,383.80 | 2,383.80 | 2,383.80 | - | -0.01429 |
| Jul 10. 200 | 2,349.98 | 2,349.98 | 2,349.98 | 2,349.98 | 2,349.98 | - | 0.00583 |
| Jul 11. 200 | 2,363.72 | 2,363.72 | 2,363.72 | 2,363.72 | 2,363.72 | - | 0.018888 |
| Jul 12. 200 | 2,408.79 | 2,408.79 | 2,408.79 | 2,408.79 | 2,408.79 | - | 0.003105 |
| Jul 13. 200 | 2,416.28 | 2,416.28 | 2,416.28 | 2,416.28 | 2,416.28 | - | -0.00192 |
| Jul 16. 200 | 2,411.65 | 2,411.65 | 2,411.65 | 2,411.65 | 2,411.65 | - | -1E-04 |
| Jul 17. 200 | 2,411.41 | 2,411.41 | 2,411.41 | 2,411.41 | 2,411.41 | - | -0.00196 |
| Jul 18. 200 | 2,406.69 | 2,406.69 | 2,406.69 | 2,406.69 | 2,406.69 | - | 0.004482 |
| Jul 19. 200 | 2,417.50 | 2,417.50 | 2,417.50 | 2,417.50 | 2,417.50 | - | -0.01229 |
| Jul 20. 200 | 2,387.96 | 2,387.96 | 2,387.96 | 2,387.96 | 2,387.96 | - | 0.004879 |
| Jul 23. 200 | 2,399.64 | 2,399.64 | 2,399.64 | 2,399.64 | 2,399.64 | - | -0.02 |
| Jul 24. 200 | 2,352.12 | 2,352.12 | 2,352.12 | 2,352.12 | 2,352.12 | - | 0.004666 |
| Jul 25. 200 | 2,363.12 | 2,363.12 | 2,363.12 | 2,363.12 | 2,363.12 | - | -0.02361 |
| Jul 26. 200 | 2,307.98 | 2,307.98 | 2,307.98 | 2,307.98 | 2,307.98 | - | -0.01597 |
| Jul 27. 200 | 2,271.41 | 2,271.41 | 2,271.41 | 2,271.41 | 2,271.41 | - | 0.010223 |
| Jul 30. 200 | 2,294.75 | 2,294.75 | 2,294.75 | 2,294.75 | 2,294.75 | - | -0.01272 |
| Jul 31. 200 | 2,265.75 | 2,265.75 | 2,265.75 | 2,265.75 | 2,265.75 | - | 0.007278 |
| Aug 01. 200 | 2,282.30 | 2,282.30 | 2,282.30 | 2,282.30 | 2,282.30 | - | 0.004586 |
| Aug 02. 200 | 2,292.79 | 2,292.79 | 2,292.79 | 2,292.79 | 2,292.79 | - | -0.02688 |
| Aug 03. 200 | 2,231.98 | 2,231.98 | 2,231.98 | 2,231.98 | 2,231.98 | - | 0.023884 |
| Aug 06. 200 | 2,285.93 | 2,285.93 | 2,285.93 | 2,285.93 | 2,285.93 | - | 0.00618 |
| Aug 07. 200 | 2,300.10 | 2,300.10 | 2,300.10 | 2,300.10 | 2,300.10 | - | 0.014305 |
| Aug 08. 200 | 2,333.24 | 2,333.24 | 2,333.24 | 2,333.24 | 2,333.24 | - | -0.0299 |
| Aug 09. 200 | 2,264.50 | 2,264.50 | 2,264.50 | 2,264.50 | 2,264.50 | - | 0.00038 |
| Aug 10. 200 | 2,265.36 | 2,265.36 | 2,265.36 | 2,265.36 | 2,265.36 | - | -0.00034 |
| Aug 13. 200 | 2,264.58 | 2,264.58 | 2,264.58 | 2,264.58 | 2,264.58 | - | -0.01821 |
| Aug 14. 200 | 2,223.71 | 2,223.71 | 2,223.71 | 2,223.71 | 2,223.71 | - | -0.01372 |
| Aug 15. 200 | 2,193.40 | 2,193.40 | 2,193.40 | 2,193.40 | 2,193.40 | - | 0.003282 |
| Aug 16. 200 | 2,200.61 | 2,200.61 | 2,200.61 | 2,200.61 | 2,200.61 | - | 0.024273 |
| Aug 17. 200 | 2,254.68 | 2,254.68 | 2,254.68 | 2,254.68 | 2,254.68 | - | -0.00027 |
| Aug 20. 200 | 2,254.07 | 2,254.07 | 2,254.07 | 2,254.07 | 2,254.07 | - | 0.001091 |
| Aug 21. 200 | 2,256.53 | 2,256.53 | 2,256.53 | 2,256.53 | 2,256.53 | - | 0.011702 |
| Aug 22. 200 | 2,283.09 | 2,283.09 | 2,283.09 | 2,283.09 | 2,283.09 | - | -0.00106 |
| Aug 23. 200 | 2,280.68 | 2,280.68 | 2,280.68 | 2,280.68 | 2,280.68 | - | 0.01157 |
| Aug 24. 200 | 2,307.22 | 2,307.22 | 2,307.22 | 2,307.22 | 2,307.22 | - | -0.00853 |
| Aug 27. 200 | 2,287.62 | 2,287.62 | 2,287.62 | 2,287.62 | 2,287.62 | - | -0.0237 |
| Aug 28. 200 | 2,234.03 | 2,234.03 | 2,234.03 | 2,234.03 | 2,234.03 | - | 0.021937 |
| Aug 29. 200 | 2,283.58 | 2,283.58 | 2,283.58 | 2,283.58 | 2,283.58 | - | -0.00413 |
| Aug 30. 200 | 2,274.16 | 2,274.16 | 2,274.16 | 2,274.16 | 2,274.16 | - | 0.011172 |
| Aug 31. 200 | 2,299.71 | 2,299.71 | 2,299.71 | 2,299.71 | 2,299.71 | - | 0.010434 |
| Sep 04. 200 | 2,323.83 | 2,323.83 | 2,323.83 | 2,323.83 | 2,323.83 | - | -0.01111 |
| Sep 05. 200 | 2,298.16 | 2,298.16 | 2,298.16 | 2,298.16 | 2,298.16 | - | 0.004424 |
| Sep 06. 200 | 2,308.35 | 2,308.35 | 2,308.35 | 2,308.35 | 2,308.35 | - | -0.01705 |
| Sep 07. 200 | 2,269.32 | 2,269.32 | 2,269.32 | 2,269.32 | 2,269.32 | - | -0.00124 |
| Sep 10. 200 | 2,266.51 | 2,266.51 | 2,266.51 | 2,266.51 | 2,266.51 | - | 0.013541 |
| Sep 11. 200 | 2,297.41 | 2,297.41 | 2,297.41 | 2,297.41 | 2,297.41 | - | 0.000318 |
| Sep 12. 200 | 2,298.14 | 2,298.14 | 2,298.14 | 2,298.14 | 2,298.14 | - | 0.008445 |
| Sep 13. 200 | 2,317.63 | 2,317.63 | 2,317.63 | 2,317.63 | 2,317.63 | - | 0.000207 |
| Sep 14. 200 | 2,318.11 | 2,318.11 | 2,318.11 | 2,318.11 | 2,318.11 | - | -0.00513 |
| Sep 17. 200 | 2,306.25 | 2,306.25 | 2,306.25 | 2,306.25 | 2,306.25 | - | 0.028798 |
| Sep 18. 200 | 2,373.63 | 2,373.63 | 2,373.63 | 2,373.63 | 2,373.63 | - | 0.006099 |
| Sep 19. 200 | 2,388.15 | 2,388.15 | 2,388.15 | 2,388.15 | 2,388.15 | - | -0.00653 |
| Sep 20. 200 | 2,372.61 | 2,372.61 | 2,372.61 | 2,372.61 | 2,372.61 | - | 0.004605 |
| Sep 21. 200 | 2,383.56 | 2,383.56 | 2,383.56 | 2,383.56 | 2,383.56 | - | -0.00527 |
| Sep 24. 200 | 2,371.03 | 2,371.03 | 2,371.03 | 2,371.03 | 2,371.03 | - | -0.00032 |
| Sep 25. 200 | 2,370.27 | 2,370.27 | 2,370.27 | 2,370.27 | 2,370.27 | - | 0.005579 |
| Sep 26. 200 | 2,383.53 | 2,383.53 | 2,383.53 | 2,383.53 | 2,383.53 | - | 0.003932 |
| Sep 27. 200 | 2,392.92 | 2,392.92 | 2,392.92 | 2,392.92 | 2,392.92 | - | -0.00301 |
| Sep 28. 200 | 2,385.72 | 2,385.72 | 2,385.72 | 2,385.72 | 2,385.72 | - | 0.013208 |
| Oct 01. 200 | 2,417.44 | 2,417.44 | 2,417.44 | 2,417.44 | 2,417.44 | - | -0.00025 |
| Oct 02. 200 | 2,416.83 | 2,416.83 | 2,416.83 | 2,416.83 | 2,416.83 | - | -0.00436 |
| Oct 03. 200 | 2,406.31 | 2,406.31 | 2,406.31 | 2,406.31 | 2,406.31 | - | 0.002117 |
| Oct 04. 200 | 2,411.41 | 2,411.41 | 2,411.41 | 2,411.41 | 2,411.41 | - | 0.009801 |
| Oct 05. 200 | 2,435.16 | 2,435.16 | 2,435.16 | 2,435.16 | 2,435.16 | - | -0.00322 |
| Oct 08. 200 | 2,427.33 | 2,427.33 | 2,427.33 | 2,427.33 | 2,427.33 | - | 0.008083 |
| Oct 09. 200 | 2,447.03 | 2,447.03 | 2,447.03 | 2,447.03 | 2,447.03 | - | -0.00164 |
| Oct 10. 200 | 2,443.02 | 2,443.02 | 2,443.02 | 2,443.02 | 2,443.02 | - | -0.00512 |
| Oct 11. 200 | 2,430.55 | 2,430.55 | 2,430.55 | 2,430.55 | 2,430.55 | - | 0.004749 |
| Oct 12. 200 | 2,442.12 | 2,442.12 | 2,442.12 | 2,442.12 | 2,442.12 | - | -0.00841 |
| Oct 15. 200 | 2,421.67 | 2,421.67 | 2,421.67 | 2,421.67 | 2,421.67 | - | -0.00659 |
| Oct 16. 200 | 2,405.76 | 2,405.76 | 2,405.76 | 2,405.76 | 2,405.76 | - | 0.001852 |
| Oct 17. 200 | 2,410.22 | 2,410.22 | 2,410.22 | 2,410.22 | 2,410.22 | - | -0.00073 |
| Oct 18. 200 | 2,408.46 | 2,408.46 | 2,408.46 | 2,408.46 | 2,408.46 | - | -0.02594 |
| Oct 19. 200 | 2,346.78 | 2,346.78 | 2,346.78 | 2,346.78 | 2,346.78 | - | 0.003811 |
| Oct 22. 200 | 2,355.74 | 2,355.74 | 2,355.74 | 2,355.74 | 2,355.74 | - | 0.008765 |
| Oct 23. 200 | 2,376.48 | 2,376.48 | 2,376.48 | 2,376.48 | 2,376.48 | - | -0.00243 |
| Oct 24. 200 | 2,370.71 | 2,370.71 | 2,370.71 | 2,370.71 | 2,370.71 | - | -0.00096 |
| Oct 25. 200 | 2,368.43 | 2,368.43 | 2,368.43 | 2,368.43 | 2,368.43 | - | 0.013687 |
| Oct 26. 200 | 2,401.07 | 2,401.07 | 2,401.07 | 2,401.07 | 2,401.07 | - | 0.003849 |
| Oct 29. 200 | 2,410.33 | 2,410.33 | 2,410.33 | 2,410.33 | 2,410.33 | - | -0.00646 |
| Oct 30. 200 | 2,394.81 | 2,394.81 | 2,394.81 | 2,394.81 | 2,394.81 | - | 0.011979 |
| Oct 31. 200 | 2,423.67 | 2,423.67 | 2,423.67 | 2,423.67 | 2,423.67 | - | -0.02653 |
| Nov 01. 20 | 2,360.21 | 2,360.21 | 2,360.21 | 2,360.21 | 2,360.21 | - | 0.000847 |
| Nov 02. 20 | 2,362.21 | 2,362.21 | 2,362.21 | 2,362.21 | 2,362.21 | - | -0.00489 |
| Nov 05. 20 | 2,350.69 | 2,350.69 | 2,350.69 | 2,350.69 | 2,350.69 | - | 0.011992 |
| Nov 06. 20 | 2,379.05 | 2,379.05 | 2,379.05 | 2,379.05 | 2,379.05 | - | -0.02928 |
| Nov 07. 20 | 2,310.41 | 2,310.41 | 2,310.41 | 2,310.41 | 2,310.41 | - | -0.00053 |
| Nov 08. 20 | 2,309.18 | 2,309.18 | 2,309.18 | 2,309.18 | 2,309.18 | - | -0.01436 |
| Nov 09. 20 | 2,276.26 | 2,276.26 | 2,276.26 | 2,276.26 | 2,276.26 | - | -0.01004 |
| Nov 12. 20 | 2,253.53 | 2,253.53 | 2,253.53 | 2,253.53 | 2,253.53 | - | 0.029009 |
| Nov 13. 20 | 2,319.86 | 2,319.86 | 2,319.86 | 2,319.86 | 2,319.86 | - | -0.00683 |
| Nov 14. 20 | 2,304.06 | 2,304.06 | 2,304.06 | 2,304.06 | 2,304.06 | - | -0.01325 |
| Nov 15. 20 | 2,273.73 | 2,273.73 | 2,273.73 | 2,273.73 | 2,273.73 | - | 0.005238 |
| Nov 16. 20 | 2,285.67 | 2,285.67 | 2,285.67 | 2,285.67 | 2,285.67 | - | -0.01759 |
| Nov 19. 20 | 2,245.81 | 2,245.81 | 2,245.81 | 2,245.81 | 2,245.81 | - | 0.004536 |
| Nov 20. 20 | 2,256.02 | 2,256.02 | 2,256.02 | 2,256.02 | 2,256.02 | - | -0.016 |
| Nov 21. 20 | 2,220.21 | 2,220.21 | 2,220.21 | 2,220.21 | 2,220.21 | - | 0.016856 |
| Nov 23. 20 | 2,257.95 | 2,257.95 | 2,257.95 | 2,257.95 | 2,257.95 | - | -0.02351 |
| Nov 26. 20 | 2,205.49 | 2,205.49 | 2,205.49 | 2,205.49 | 2,205.49 | - | 0.014865 |
| Nov 27. 20 | 2,238.52 | 2,238.52 | 2,238.52 | 2,238.52 | 2,238.52 | - | 0.028472 |
| Nov 28. 20 | 2,303.17 | 2,303.17 | 2,303.17 | 2,303.17 | 2,303.17 | - | 0.000547 |
| Nov 29. 20 | 2,304.43 | 2,304.43 | 2,304.43 | 2,304.43 | 2,304.43 | - | 0.007742 |
| Nov 30. 20 | 2,322.34 | 2,322.34 | 2,322.34 | 2,322.34 | 2,322.34 | - | -0.00587 |
| Dec 03. 200 | 2,308.74 | 2,308.74 | 2,308.74 | 2,308.74 | 2,308.74 | - | -0.00656 |
| Dec 04. 200 | 2,293.65 | 2,293.65 | 2,293.65 | 2,293.65 | 2,293.65 | - | 0.015599 |
| Dec 05. 200 | 2,329.71 | 2,329.71 | 2,329.71 | 2,329.71 | 2,329.71 | - | 0.015022 |
| Dec 06. 200 | 2,364.97 | 2,364.97 | 2,364.97 | 2,364.97 | 2,364.97 | - | -0.00177 |
| Dec 07. 200 | 2,360.79 | 2,360.79 | 2,360.79 | 2,360.79 | 2,360.79 | - | 0.007516 |
| Dec 10. 200 | 2,378.60 | 2,378.60 | 2,378.60 | 2,378.60 | 2,378.60 | - | -0.02558 |
| Dec 11. 200 | 2,318.52 | 2,318.52 | 2,318.52 | 2,318.52 | 2,318.52 | - | 0.006162 |
| Dec 12. 200 | 2,332.85 | 2,332.85 | 2,332.85 | 2,332.85 | 2,332.85 | - | 0.001259 |
| Dec 13. 200 | 2,335.79 | 2,335.79 | 2,335.79 | 2,335.79 | 2,335.79 | - | -0.01379 |
| Dec 14. 200 | 2,303.79 | 2,303.79 | 2,303.79 | 2,303.79 | 2,303.79 | - | -0.01511 |
| Dec 17. 200 | 2,269.24 | 2,269.24 | 2,269.24 | 2,269.24 | 2,269.24 | - | 0.006264 |
| Dec 18. 200 | 2,283.50 | 2,283.50 | 2,283.50 | 2,283.50 | 2,283.50 | - | -0.00133 |
| Dec 19. 200 | 2,280.47 | 2,280.47 | 2,280.47 | 2,280.47 | 2,280.47 | - | 0.005144 |
| Dec 20. 200 | 2,292.23 | 2,292.23 | 2,292.23 | 2,292.23 | 2,292.23 | - | 0.016691 |
| Dec 21. 200 | 2,330.81 | 2,330.81 | 2,330.81 | 2,330.81 | 2,330.81 | - | 0.008055 |
| Dec 24. 200 | 2,349.66 | 2,349.66 | 2,349.66 | 2,349.66 | 2,349.66 | - | 0.000825 |
| Dec 26. 200 | 2,351.60 | 2,351.60 | 2,351.60 | 2,351.60 | 2,351.60 | - | -0.01408 |
| Dec 27. 200 | 2,318.72 | 2,318.72 | 2,318.72 | 2,318.72 | 2,318.72 | - | 0.001461 |
| Dec 28. 200 | 2,322.11 | 2,322.11 | 2,322.11 | 2,322.11 | 2,322.11 | - | -0.00686 |
| Dec 31. 200 | 2,306.23 | 2,306.23 | 2,306.23 | 2,306.23 | 2,306.23 | - | -0.01433 |
| Jan 02. 200 | 2,273.41 | 2,273.41 | 2,273.41 | 2,273.41 | 2,273.41 | - | 0 |
| Jan 03. 200 | 2,273.41 | 2,273.41 | 2,273.41 | 2,273.41 | 2,273.41 | - | -0.02486 |
| Jan 04. 200 | 2,217.59 | 2,217.59 | 2,217.59 | 2,217.59 | 2,217.59 | - | 0.003228 |
| Jan 07. 200 | 2,224.76 | 2,224.76 | 2,224.76 | 2,224.76 | 2,224.76 | - | -0.01818 |
| Jan 08. 200 | 2,184.67 | 2,184.67 | 2,184.67 | 2,184.67 | 2,184.67 | - | 0.013607 |
| Jan 09. 200 | 2,214.60 | 2,214.60 | 2,214.60 | 2,214.60 | 2,214.60 | - | 0.007938 |
| Jan 10. 200 | 2,232.25 | 2,232.25 | 2,232.25 | 2,232.25 | 2,232.25 | - | -0.01363 |
| Jan 11. 200 | 2,202.03 | 2,202.03 | 2,202.03 | 2,202.03 | 2,202.03 | - | 0.010818 |
| Jan 14. 200 | 2,225.98 | 2,225.98 | 2,225.98 | 2,225.98 | 2,225.98 | - | -0.02524 |
| Jan 15. 200 | 2,170.51 | 2,170.51 | 2,170.51 | 2,170.51 | 2,170.51 | - | -0.00551 |
| Jan 16. 200 | 2,158.58 | 2,158.58 | 2,158.58 | 2,158.58 | 2,158.58 | - | -0.02949 |
| Jan 17. 200 | 2,095.86 | 2,095.86 | 2,095.86 | 2,095.86 | 2,095.86 | - | -0.00604 |
| Jan 18. 200 | 2,083.24 | 2,083.24 | 2,083.24 | 2,083.24 | 2,083.24 | - | -0.01115 |
| Jan 22. 200 | 2,060.15 | 2,060.15 | 2,060.15 | 2,060.15 | 2,060.15 | - | 0.021237 |
| Jan 23. 200 | 2,104.37 | 2,104.37 | 2,104.37 | 2,104.37 | 2,104.37 | - | 0.010043 |
| Jan 24. 200 | 2,125.61 | 2,125.61 | 2,125.61 | 2,125.61 | 2,125.61 | - | -0.016 |
| Jan 25. 200 | 2,091.88 | 2,091.88 | 2,091.88 | 2,091.88 | 2,091.88 | - | 0.01742 |
| Jan 28. 200 | 2,128.64 | 2,128.64 | 2,128.64 | 2,128.64 | 2,128.64 | - | 0.006187 |
| Jan 29. 200 | 2,141.85 | 2,141.85 | 2,141.85 | 2,141.85 | 2,141.85 | - | -0.00471 |
| Jan 30. 200 | 2,131.79 | 2,131.79 | 2,131.79 | 2,131.79 | 2,131.79 | - | 0.016797 |
| Jan 31. 200 | 2,167.90 | 2,167.90 | 2,167.90 | 2,167.90 | 2,167.90 | - | 0.012163 |
| Feb 01. 200 | 2,194.43 | 2,194.43 | 2,194.43 | 2,194.43 | 2,194.43 | - | -0.0105 |
| Feb 04. 200 | 2,171.51 | 2,171.51 | 2,171.51 | 2,171.51 | 2,171.51 | - | -0.03242 |
| Feb 05. 200 | 2,102.23 | 2,102.23 | 2,102.23 | 2,102.23 | 2,102.23 | - | -0.00725 |
| Feb 06. 200 | 2,087.05 | 2,087.05 | 2,087.05 | 2,087.05 | 2,087.05 | - | 0.008098 |
| Feb 07. 200 | 2,104.02 | 2,104.02 | 2,104.02 | 2,104.02 | 2,104.02 | - | -0.0042 |
| Feb 08. 200 | 2,095.21 | 2,095.21 | 2,095.21 | 2,095.21 | 2,095.21 | - | 0.00592 |
| Feb 11. 200 | 2,107.65 | 2,107.65 | 2,107.65 | 2,107.65 | 2,107.65 | - | 0.007285 |
| Feb 12. 200 | 2,123.06 | 2,123.06 | 2,123.06 | 2,123.06 | 2,123.06 | - | 0.013892 |
| Feb 13. 200 | 2,152.76 | 2,152.76 | 2,152.76 | 2,152.76 | 2,152.76 | - | -0.01348 |
| Feb 14. 200 | 2,123.94 | 2,123.94 | 2,123.94 | 2,123.94 | 2,123.94 | - | 0.000899 |
| Feb 15. 200 | 2,125.85 | 2,125.85 | 2,125.85 | 2,125.85 | 2,125.85 | - | -0.00081 |
| Feb 19. 200 | 2,124.12 | 2,124.12 | 2,124.12 | 2,124.12 | 2,124.12 | - | 0.008359 |
| Feb 20. 200 | 2,141.95 | 2,141.95 | 2,141.95 | 2,141.95 | 2,141.95 | - | -0.0126 |
| Feb 21. 200 | 2,115.13 | 2,115.13 | 2,115.13 | 2,115.13 | 2,115.13 | - | 0.007954 |
| Feb 22. 200 | 2,132.02 | 2,132.02 | 2,132.02 | 2,132.02 | 2,132.02 | - | 0.013737 |
| Feb 25. 200 | 2,161.51 | 2,161.51 | 2,161.51 | 2,161.51 | 2,161.51 | - | 0.006902 |
| Feb 26. 200 | 2,176.48 | 2,176.48 | 2,176.48 | 2,176.48 | 2,176.48 | - | -0.00068 |
| Feb 27. 200 | 2,175.00 | 2,175.00 | 2,175.00 | 2,175.00 | 2,175.00 | - | -0.00886 |
| Feb 28. 200 | 2,155.81 | 2,155.81 | 2,155.81 | 2,155.81 | 2,155.81 | - | -0.02743 |
| Feb 29. 200 | 2,097.48 | 2,097.48 | 2,097.48 | 2,097.48 | 2,097.48 | - | 0.000553 |
| Mar 03. 20 | 2,098.64 | 2,098.64 | 2,098.64 | 2,098.64 | 2,098.64 | - | -0.00345 |
| Mar 04. 20 | 2,091.42 | 2,091.42 | 2,091.42 | 2,091.42 | 2,091.42 | - | 0.005721 |
| Mar 05. 20 | 2,103.42 | 2,103.42 | 2,103.42 | 2,103.42 | 2,103.42 | - | -0.0221 |
| Mar 06. 20 | 2,057.44 | 2,057.44 | 2,057.44 | 2,057.44 | 2,057.44 | - | -0.00843 |
| Mar 07. 20 | 2,040.17 | 2,040.17 | 2,040.17 | 2,040.17 | 2,040.17 | - | -0.01554 |
| Mar 10. 20 | 2,008.71 | 2,008.71 | 2,008.71 | 2,008.71 | 2,008.71 | - | 0.036489 |
| Mar 11. 20 | 2,083.36 | 2,083.36 | 2,083.36 | 2,083.36 | 2,083.36 | - | -0.00875 |
| Mar 12. 20 | 2,065.21 | 2,065.21 | 2,065.21 | 2,065.21 | 2,065.21 | - | 0.005153 |
| Mar 13. 20 | 2,075.88 | 2,075.88 | 2,075.88 | 2,075.88 | 2,075.88 | - | -0.02098 |
| Mar 14. 20 | 2,032.79 | 2,032.79 | 2,032.79 | 2,032.79 | 2,032.79 | - | -0.00885 |
| Mar 17. 20 | 2,014.88 | 2,014.88 | 2,014.88 | 2,014.88 | 2,014.88 | - | 0.041559 |
| Mar 18. 20 | 2,100.38 | 2,100.38 | 2,100.38 | 2,100.38 | 2,100.38 | - | -0.02457 |
| Mar 19. 20 | 2,049.40 | 2,049.40 | 2,049.40 | 2,049.40 | 2,049.40 | - | 0.023657 |
| Mar 20. 20 | 2,098.46 | 2,098.46 | 2,098.46 | 2,098.46 | 2,098.46 | - | 0.015209 |
| Mar 24. 20 | 2,130.62 | 2,130.62 | 2,130.62 | 2,130.62 | 2,130.62 | - | 0.002307 |
| Mar 25. 20 | 2,135.54 | 2,135.54 | 2,135.54 | 2,135.54 | 2,135.54 | - | -0.00875 |
| Mar 26. 20 | 2,116.93 | 2,116.93 | 2,116.93 | 2,116.93 | 2,116.93 | - | -0.01132 |
| Mar 27. 20 | 2,093.11 | 2,093.11 | 2,093.11 | 2,093.11 | 2,093.11 | - | -0.00794 |
| Mar 28. 20 | 2,076.56 | 2,076.56 | 2,076.56 | 2,076.56 | 2,076.56 | - | 0.005695 |
| Mar 31. 20 | 2,088.42 | 2,088.42 | 2,088.42 | 2,088.42 | 2,088.42 | - | 0.035264 |
| Apr 01. 200 | 2,163.38 | 2,163.38 | 2,163.38 | 2,163.38 | 2,163.38 | - | -0.00173 |
| Apr 02. 200 | 2,159.63 | 2,159.63 | 2,159.63 | 2,159.63 | 2,159.63 | - | 0.00131 |
| Apr 03. 200 | 2,162.46 | 2,162.46 | 2,162.46 | 2,162.46 | 2,162.46 | - | 0.000809 |
| Apr 04. 200 | 2,164.21 | 2,164.21 | 2,164.21 | 2,164.21 | 2,164.21 | - | 0.00157 |
| Apr 07. 200 | 2,167.61 | 2,167.61 | 2,167.61 | 2,167.61 | 2,167.61 | - | -0.00478 |
| Apr 08. 200 | 2,157.28 | 2,157.28 | 2,157.28 | 2,157.28 | 2,157.28 | - | -0.00805 |
| Apr 09. 200 | 2,139.99 | 2,139.99 | 2,139.99 | 2,139.99 | 2,139.99 | - | 0.004513 |
| Apr 10. 200 | 2,149.67 | 2,149.67 | 2,149.67 | 2,149.67 | 2,149.67 | - | -0.02052 |
| Apr 11. 200 | 2,106.01 | 2,106.01 | 2,106.01 | 2,106.01 | 2,106.01 | - | -0.00337 |
| Apr 14. 200 | 2,098.92 | 2,098.92 | 2,098.92 | 2,098.92 | 2,098.92 | - | 0.004597 |
| Apr 15. 200 | 2,108.59 | 2,108.59 | 2,108.59 | 2,108.59 | 2,108.59 | - | 0.022546 |
| Apr 16. 200 | 2,156.67 | 2,156.67 | 2,156.67 | 2,156.67 | 2,156.67 | - | 0.000654 |
| Apr 17. 200 | 2,158.08 | 2,158.08 | 2,158.08 | 2,158.08 | 2,158.08 | - | 0.017983 |
| Apr 18. 200 | 2,197.24 | 2,197.24 | 2,197.24 | 2,197.24 | 2,197.24 | - | -0.00153 |
| Apr 21. 200 | 2,193.87 | 2,193.87 | 2,193.87 | 2,193.87 | 2,193.87 | - | -0.00883 |
| Apr 22. 200 | 2,174.59 | 2,174.59 | 2,174.59 | 2,174.59 | 2,174.59 | - | 0.002902 |
| Apr 23. 200 | 2,180.91 | 2,180.91 | 2,180.91 | 2,180.91 | 2,180.91 | - | 0.006422 |
| Apr 24. 200 | 2,194.96 | 2,194.96 | 2,194.96 | 2,194.96 | 2,194.96 | - | 0.006489 |
| Apr 25. 200 | 2,209.25 | 2,209.25 | 2,209.25 | 2,209.25 | 2,209.25 | - | -0.00101 |
| Apr 28. 200 | 2,207.02 | 2,207.02 | 2,207.02 | 2,207.02 | 2,207.02 | - | -0.00387 |
| Apr 29. 200 | 2,198.50 | 2,198.50 | 2,198.50 | 2,198.50 | 2,198.50 | - | -0.00381 |
| Apr 30. 200 | 2,190.13 | 2,190.13 | 2,190.13 | 2,190.13 | 2,190.13 | - | 0.017184 |
| May 01. 20 | 2,228.09 | 2,228.09 | 2,228.09 | 2,228.09 | 2,228.09 | - | 0.003231 |
| May 02. 20 | 2,235.30 | 2,235.30 | 2,235.30 | 2,235.30 | 2,235.30 | - | -0.00445 |
| May 05. 20 | 2,225.37 | 2,225.37 | 2,225.37 | 2,225.37 | 2,225.37 | - | 0.007655 |
| May 06. 20 | 2,242.47 | 2,242.47 | 2,242.47 | 2,242.47 | 2,242.47 | - | -0.01786 |
| May 07. 20 | 2,202.77 | 2,202.77 | 2,202.77 | 2,202.77 | 2,202.77 | - | 0.003707 |
| May 08. 20 | 2,210.95 | 2,210.95 | 2,210.95 | 2,210.95 | 2,210.95 | - | -0.00654 |
| May 09. 20 | 2,196.54 | 2,196.54 | 2,196.54 | 2,196.54 | 2,196.54 | - | 0.010989 |
| May 12. 20 | 2,220.81 | 2,220.81 | 2,220.81 | 2,220.81 | 2,220.81 | - | -0.00016 |
| May 13. 20 | 2,220.46 | 2,220.46 | 2,220.46 | 2,220.46 | 2,220.46 | - | 0.004171 |
| May 14. 20 | 2,229.74 | 2,229.74 | 2,229.74 | 2,229.74 | 2,229.74 | - | 0.010715 |
| May 15. 20 | 2,253.76 | 2,253.76 | 2,253.76 | 2,253.76 | 2,253.76 | - | 0.001277 |

| | | | | | | | |
|---|---|---|---|---|---|---|---|
| May 16, 20 | 2,256.64 | 2,256.64 | 2,256.64 | 2,256.64 | 2,256.64 | - | 0.00093 |
| May 19, 20 | 2,258.74 | 2,258.74 | 2,258.74 | 2,258.74 | 2,258.74 | - | -0.00932 |
| May 20, 20 | 2,237.79 | 2,237.79 | 2,237.79 | 2,237.79 | 2,237.79 | - | -0.01611 |
| May 21, 20 | 2,202.02 | 2,202.02 | 2,202.02 | 2,202.02 | 2,202.02 | - | 0.002803 |
| May 22, 20 | 2,208.20 | 2,208.20 | 2,208.20 | 2,208.20 | 2,208.20 | - | -0.01329 |
| May 23, 20 | 2,179.05 | 2,179.05 | 2,179.05 | 2,179.05 | 2,179.05 | - | 0.006828 |
| May 27, 20 | 2,193.98 | 2,193.98 | 2,193.98 | 2,193.98 | 2,193.98 | - | 0.004148 |
| May 28, 20 | 2,203.10 | 2,203.10 | 2,203.10 | 2,203.10 | 2,203.10 | - | 0.005441 |
| May 29, 20 | 2,215.12 | 2,215.12 | 2,215.12 | 2,215.12 | 2,215.12 | - | 0.001525 |
| May 30, 20 | 2,218.50 | 2,218.50 | 2,218.50 | 2,218.50 | 2,218.50 | - | -0.01053 |
| Jun 02, 200 | 2,195.27 | 2,195.27 | 2,195.27 | 2,195.27 | 2,195.27 | - | -0.00577 |
| Jun 03, 200 | 2,182.65 | 2,182.65 | 2,182.65 | 2,182.65 | 2,182.65 | - | 0.000165 |
| Jun 04, 200 | 2,183.01 | 2,183.01 | 2,183.01 | 2,183.01 | 2,183.01 | - | 0.019385 |
| Jun 05, 200 | 2,225.74 | 2,225.74 | 2,225.74 | 2,225.74 | 2,225.74 | - | -0.03126 |
| Jun 06, 200 | 2,157.24 | 2,157.24 | 2,157.24 | 2,157.24 | 2,157.24 | - | 0.000829 |
| Jun 09, 200 | 2,159.03 | 2,159.03 | 2,159.03 | 2,159.03 | 2,159.03 | - | -0.00244 |
| Jun 10, 200 | 2,153.77 | 2,153.77 | 2,153.77 | 2,153.77 | 2,153.77 | - | -0.01682 |
| Jun 11, 200 | 2,117.84 | 2,117.84 | 2,117.84 | 2,117.84 | 2,117.84 | - | 0.003347 |
| Jun 12, 200 | 2,124.94 | 2,124.94 | 2,124.94 | 2,124.94 | 2,124.94 | - | 0.014956 |
| Jun 13, 200 | 2,156.96 | 2,156.96 | 2,156.96 | 2,156.96 | 2,156.96 | - | 8.34E-05 |
| Jun 16, 200 | 2,157.14 | 2,157.14 | 2,157.14 | 2,157.14 | 2,157.14 | - | -0.00679 |
| Jun 17, 200 | 2,142.55 | 2,142.55 | 2,142.55 | 2,142.55 | 2,142.55 | - | -0.00974 |
| Jun 18, 200 | 2,121.78 | 2,121.78 | 2,121.78 | 2,121.78 | 2,121.78 | - | 0.004007 |
| Jun 19, 200 | 2,130.30 | 2,130.30 | 2,130.30 | 2,130.30 | 2,130.30 | - | -0.01871 |
| Jun 20, 200 | 2,090.82 | 2,090.82 | 2,090.82 | 2,090.82 | 2,090.82 | - | 5.74E-05 |
| Jun 23, 200 | 2,090.94 | 2,090.94 | 2,090.94 | 2,090.94 | 2,090.94 | - | -0.00281 |
| Jun 24, 200 | 2,085.08 | 2,085.08 | 2,085.08 | 2,085.08 | 2,085.08 | - | 0.005877 |
| Jun 25, 200 | 2,097.37 | 2,097.37 | 2,097.37 | 2,097.37 | 2,097.37 | - | -0.0295 |
| Jun 26, 200 | 2,036.40 | 2,036.40 | 2,036.40 | 2,036.40 | 2,036.40 | - | -0.00369 |
| Jun 27, 200 | 2,028.89 | 2,028.89 | 2,028.89 | 2,028.89 | 2,028.89 | - | 0.001271 |
| Jun 30, 200 | 2,031.47 | 2,031.47 | 2,031.47 | 2,031.47 | 2,031.47 | - | 0.004023 |
| Jul 01, 200 | 2,039.66 | 2,039.66 | 2,039.66 | 2,039.66 | 2,039.66 | - | -0.01832 |
| Jul 02, 200 | 2,002.64 | 2,002.64 | 2,002.64 | 2,002.64 | 2,002.64 | - | 0.001113 |
| Jul 03, 200 | 2,004.87 | 2,004.87 | 2,004.87 | 2,004.87 | 2,004.87 | - | -0.0084 |
| Jul 07, 200 | 1,988.09 | 1,988.09 | 1,988.09 | 1,988.09 | 1,988.09 | - | 0.017323 |
| Jul 08, 200 | 2,022.83 | 2,022.83 | 2,022.83 | 2,022.83 | 2,022.83 | - | -0.02293 |
| Jul 09, 200 | 1,976.97 | 1,976.97 | 1,976.97 | 1,976.97 | 1,976.97 | - | 0.006961 |
| Jul 10, 200 | 1,990.78 | 1,990.78 | 1,990.78 | 1,990.78 | 1,990.78 | - | -0.01107 |
| Jul 11, 200 | 1,968.86 | 1,968.86 | 1,968.86 | 1,968.86 | 1,968.86 | - | -0.00907 |
| Jul 14, 200 | 1,951.08 | 1,951.08 | 1,951.08 | 1,951.08 | 1,951.08 | - | -0.01094 |
| Jul 15, 200 | 1,929.85 | 1,929.85 | 1,929.85 | 1,929.85 | 1,929.85 | - | 0.024882 |
| Jul 16, 200 | 1,978.47 | 1,978.47 | 1,978.47 | 1,978.47 | 1,978.47 | - | 0.011973 |
| Jul 17, 200 | 2,002.30 | 2,002.30 | 2,002.30 | 2,002.30 | 2,002.30 | - | 0.00029 |
| Jul 18, 200 | 2,002.88 | 2,002.88 | 2,002.88 | 2,002.88 | 2,002.88 | - | -0.00051 |
| Jul 21, 200 | 2,001.86 | 2,001.86 | 2,001.86 | 2,001.86 | 2,001.86 | - | 0.013422 |
| Jul 22, 200 | 2,028.91 | 2,028.91 | 2,028.91 | 2,028.91 | 2,028.91 | - | 0.004053 |
| Jul 23, 200 | 2,037.15 | 2,037.15 | 2,037.15 | 2,037.15 | 2,037.15 | - | -0.02337 |
| Jul 24, 200 | 1,990.09 | 1,990.09 | 1,990.09 | 1,990.09 | 1,990.09 | - | 0.004172 |
| Jul 25, 200 | 1,998.41 | 1,998.41 | 1,998.41 | 1,998.41 | 1,998.41 | - | -0.01878 |
| Jul 28, 200 | 1,961.23 | 1,961.23 | 1,961.23 | 1,961.23 | 1,961.23 | - | 0.023174 |
| Jul 29, 200 | 2,007.21 | 2,007.21 | 2,007.21 | 2,007.21 | 2,007.21 | - | 0.016601 |
| Jul 30, 200 | 2,040.81 | 2,040.81 | 2,040.81 | 2,040.81 | 2,040.81 | - | -0.01303 |
| Jul 31, 200 | 2,014.39 | 2,014.39 | 2,014.39 | 2,014.39 | 2,014.39 | - | -0.00559 |
| Aug 01, 200 | 2,003.16 | 2,003.16 | 2,003.16 | 2,003.16 | 2,003.16 | - | -0.00899 |
| Aug 04, 200 | 1,985.23 | 1,985.23 | 1,985.23 | 1,985.23 | 1,985.23 | - | 0.02841 |
| Aug 05, 200 | 2,042.44 | 2,042.44 | 2,042.44 | 2,042.44 | 2,042.44 | - | 0.003807 |
| Aug 06, 200 | 2,050.23 | 2,050.23 | 2,050.23 | 2,050.23 | 2,050.23 | - | -0.018 |
| Aug 07, 200 | 2,013.66 | 2,013.66 | 2,013.66 | 2,013.66 | 2,013.66 | - | 0.023611 |
| Aug 08, 200 | 2,061.77 | 2,061.77 | 2,061.77 | 2,061.77 | 2,061.77 | - | 0.007162 |
| Aug 11, 200 | 2,076.59 | 2,076.59 | 2,076.59 | 2,076.59 | 2,076.59 | - | -0.01208 |
| Aug 12, 200 | 2,051.66 | 2,051.66 | 2,051.66 | 2,051.66 | 2,051.66 | - | -0.00259 |
| Aug 13, 200 | 2,046.35 | 2,046.35 | 2,046.35 | 2,046.35 | 2,046.35 | - | 0.005541 |
| Aug 14, 200 | 2,057.72 | 2,057.72 | 2,057.72 | 2,057.72 | 2,057.72 | - | 0.00419 |
| Aug 15, 200 | 2,066.36 | 2,066.36 | 2,066.36 | 2,066.36 | 2,066.36 | - | -0.01515 |
| Aug 18, 200 | 2,035.30 | 2,035.30 | 2,035.30 | 2,035.30 | 2,035.30 | - | -0.00927 |
| Aug 19, 200 | 2,016.52 | 2,016.52 | 2,016.52 | 2,016.52 | 2,016.52 | - | 0.006244 |
| Aug 20, 200 | 2,029.15 | 2,029.15 | 2,029.15 | 2,029.15 | 2,029.15 | - | 0.002559 |
| Aug 21, 200 | 2,034.35 | 2,034.35 | 2,034.35 | 2,034.35 | 2,034.35 | - | 0.011383 |
| Aug 22, 200 | 2,057.64 | 2,057.64 | 2,057.64 | 2,057.64 | 2,057.64 | - | -0.01981 |
| Aug 25, 200 | 2,017.27 | 2,017.27 | 2,017.27 | 2,017.27 | 2,017.27 | - | 0.003686 |
| Aug 26, 200 | 2,024.72 | 2,024.72 | 2,024.72 | 2,024.72 | 2,024.72 | - | 0.008126 |
| Aug 27, 200 | 2,041.24 | 2,041.24 | 2,041.24 | 2,041.24 | 2,041.24 | - | 0.014889 |
| Aug 28, 200 | 2,071.86 | 2,071.86 | 2,071.86 | 2,071.86 | 2,071.86 | - | -0.01377 |
| Aug 29, 200 | 2,043.53 | 2,043.53 | 2,043.53 | 2,043.53 | 2,043.53 | - | -0.00406 |
| Sep 02, 200 | 2,035.24 | 2,035.24 | 2,035.24 | 2,035.24 | 2,035.24 | - | -0.00153 |
| Sep 03, 200 | 2,032.13 | 2,032.13 | 2,032.13 | 2,032.13 | 2,032.13 | - | -0.03036 |
| Sep 04, 200 | 1,971.37 | 1,971.37 | 1,971.37 | 1,971.37 | 1,971.37 | - | 0.004459 |
| Sep 05, 200 | 1,980.18 | 1,980.18 | 1,980.18 | 1,980.18 | 1,980.18 | - | 0.020469 |
| Sep 08, 200 | 2,021.13 | 2,021.13 | 2,021.13 | 2,021.13 | 2,021.13 | - | -0.03473 |
| Sep 09, 200 | 1,952.14 | 1,952.14 | 1,952.14 | 1,952.14 | 1,952.14 | - | 0.006184 |
| Sep 10, 200 | 1,964.25 | 1,964.25 | 1,964.25 | 1,964.25 | 1,964.25 | - | 0.014029 |
| Sep 11, 200 | 1,992.00 | 1,992.00 | 1,992.00 | 1,992.00 | 1,992.00 | - | 0.002136 |
| Sep 12, 200 | 1,996.26 | 1,996.26 | 1,996.26 | 1,996.26 | 1,996.26 | - | -0.04828 |
| Sep 15, 200 | 1,902.17 | 1,902.17 | 1,902.17 | 1,902.17 | 1,902.17 | - | 0.017365 |
| Sep 16, 200 | 1,935.49 | 1,935.49 | 1,935.49 | 1,935.49 | 1,935.49 | - | -0.04826 |
| Sep 17, 200 | 1,844.31 | 1,844.31 | 1,844.31 | 1,844.31 | 1,844.31 | - | 0.042743 |
| Sep 18, 200 | 1,924.85 | 1,924.85 | 1,924.85 | 1,924.85 | 1,924.85 | - | 0.039458 |
| Sep 19, 200 | 2,002.32 | 2,002.32 | 2,002.32 | 2,002.32 | 2,002.32 | - | -0.03893 |
| Sep 22, 200 | 1,925.86 | 1,925.86 | 1,925.86 | 1,925.86 | 1,925.86 | - | -0.01574 |
| Sep 23, 200 | 1,895.78 | 1,895.78 | 1,895.78 | 1,895.78 | 1,895.78 | - | -0.00197 |
| Sep 24, 200 | 1,892.05 | 1,892.05 | 1,892.05 | 1,892.05 | 1,892.05 | - | 0.019465 |
| Sep 25, 200 | 1,929.24 | 1,929.24 | 1,929.24 | 1,929.24 | 1,929.24 | - | 0.003389 |
| Sep 26, 200 | 1,935.79 | 1,935.79 | 1,935.79 | 1,935.79 | 1,935.79 | - | -0.09196 |
| Sep 29, 200 | 1,765.72 | 1,765.72 | 1,765.72 | 1,765.72 | 1,765.72 | - | 0.052792 |
| Sep 30, 200 | 1,861.44 | 1,861.44 | 1,861.44 | 1,861.44 | 1,861.44 | - | -0.0044 |
| Oct 01, 200 | 1,853.26 | 1,853.26 | 1,853.26 | 1,853.26 | 1,853.26 | - | -0.04095 |
| Oct 02, 200 | 1,778.90 | 1,778.90 | 1,778.90 | 1,778.90 | 1,778.90 | - | -0.01358 |
| Oct 03, 200 | 1,754.91 | 1,754.91 | 1,754.91 | 1,754.91 | 1,754.91 | - | -0.03926 |
| Oct 06, 200 | 1,687.34 | 1,687.34 | 1,687.34 | 1,687.34 | 1,687.34 | - | -0.0591 |
| Oct 07, 200 | 1,590.51 | 1,590.51 | 1,590.51 | 1,590.51 | 1,590.51 | - | -0.01085 |
| Oct 08, 200 | 1,573.34 | 1,573.34 | 1,573.34 | 1,573.34 | 1,573.34 | - | -0.07921 |
| Oct 09, 200 | 1,453.52 | 1,453.52 | 1,453.52 | 1,453.52 | 1,453.52 | - | -0.01174 |
| Oct 10, 200 | 1,436.56 | 1,436.56 | 1,436.56 | 1,436.56 | 1,436.56 | - | 0.109582 |
| Oct 13, 200 | 1,602.93 | 1,602.93 | 1,602.93 | 1,602.93 | 1,602.93 | - | -0.00533 |
| Oct 14, 200 | 1,594.41 | 1,594.41 | 1,594.41 | 1,594.41 | 1,594.41 | - | -0.0946 |
| Oct 15, 200 | 1,450.50 | 1,450.50 | 1,450.50 | 1,450.50 | 1,450.50 | - | 0.041664 |
| Oct 16, 200 | 1,512.21 | 1,512.21 | 1,512.21 | 1,512.21 | 1,512.21 | - | -0.00622 |
| Oct 17, 200 | 1,502.84 | 1,502.84 | 1,502.84 | 1,502.84 | 1,502.84 | - | 0.046581 |
| Oct 20, 200 | 1,574.50 | 1,574.50 | 1,574.50 | 1,574.50 | 1,574.50 | - | -0.03127 |
| Oct 21, 200 | 1,526.02 | 1,526.02 | 1,526.02 | 1,526.02 | 1,526.02 | - | -0.06274 |
| Oct 22, 200 | 1,433.22 | 1,433.22 | 1,433.22 | 1,433.22 | 1,433.22 | - | 0.012584 |
| Oct 23, 200 | 1,451.37 | 1,451.37 | 1,451.37 | 1,451.37 | 1,451.37 | - | -0.03511 |
| Oct 24, 200 | 1,401.29 | 1,401.29 | 1,401.29 | 1,401.29 | 1,401.29 | - | -0.03228 |
| Oct 27, 200 | 1,356.78 | 1,356.78 | 1,356.78 | 1,356.78 | 1,356.78 | - | 0.102455 |
| Oct 28, 200 | 1,503.16 | 1,503.16 | 1,503.16 | 1,503.16 | 1,503.16 | - | -0.01099 |
| Oct 29, 200 | 1,486.73 | 1,486.73 | 1,486.73 | 1,486.73 | 1,486.73 | - | 0.025658 |
| Oct 30, 200 | 1,525.37 | 1,525.37 | 1,525.37 | 1,525.37 | 1,525.37 | - | 0.01525 |
| Oct 31, 200 | 1,548.81 | 1,548.81 | 1,548.81 | 1,548.81 | 1,548.81 | - | -0.00252 |
| Nov 03, 20 | 1,544.91 | 1,544.91 | 1,544.91 | 1,544.91 | 1,544.91 | - | 0.040026 |
| Nov 04, 20 | 1,608.00 | 1,608.00 | 1,608.00 | 1,608.00 | 1,608.00 | - | -0.05351 |
| Nov 05, 20 | 1,524.21 | 1,524.21 | 1,524.21 | 1,524.21 | 1,524.21 | - | -0.05129 |
| Nov 06, 20 | 1,448.01 | 1,448.01 | 1,448.01 | 1,448.01 | 1,448.01 | - | 0.028794 |
| Nov 07, 20 | 1,490.31 | 1,490.31 | 1,490.31 | 1,490.31 | 1,490.31 | - | -0.01261 |
| Nov 10, 20 | 1,471.64 | 1,471.64 | 1,471.64 | 1,471.64 | 1,471.64 | - | -0.02228 |
| Nov 11, 20 | 1,439.22 | 1,439.22 | 1,439.22 | 1,439.22 | 1,439.22 | - | -0.05284 |
| Nov 12, 20 | 1,365.15 | 1,365.15 | 1,365.15 | 1,365.15 | 1,365.15 | - | 0.067049 |
| Nov 13, 20 | 1,459.82 | 1,459.82 | 1,459.82 | 1,459.82 | 1,459.82 | - | -0.04241 |
| Nov 14, 20 | 1,399.20 | 1,399.20 | 1,399.20 | 1,399.20 | 1,399.20 | - | -0.02611 |
| Nov 17, 20 | 1,363.14 | 1,363.14 | 1,363.14 | 1,363.14 | 1,363.14 | - | 0.009986 |
| Nov 18, 20 | 1,376.82 | 1,376.82 | 1,376.82 | 1,376.82 | 1,376.82 | - | -0.063 |
| Nov 19, 20 | 1,292.76 | 1,292.76 | 1,292.76 | 1,292.76 | 1,292.76 | - | -0.06944 |
| Nov 20, 20 | 1,206.04 | 1,206.04 | 1,206.04 | 1,206.04 | 1,206.04 | - | 0.061539 |
| Nov 21, 20 | 1,282.59 | 1,282.59 | 1,282.59 | 1,282.59 | 1,282.59 | - | 0.062734 |
| Nov 24, 20 | 1,365.63 | 1,365.63 | 1,365.63 | 1,365.63 | 1,365.63 | - | 0.006685 |
| Nov 25, 20 | 1,374.79 | 1,374.79 | 1,374.79 | 1,374.79 | 1,374.79 | - | 0.035099 |
| Nov 26, 20 | 1,423.90 | 1,423.90 | 1,423.90 | 1,423.90 | 1,423.90 | - | 0.009631 |
| Nov 28, 20 | 1,437.68 | 1,437.68 | 1,437.68 | 1,437.68 | 1,437.68 | - | -0.09347 |
| Dec 01, 200 | 1,309.39 | 1,309.39 | 1,309.39 | 1,309.39 | 1,309.39 | - | 0.039239 |
| Dec 02, 200 | 1,361.79 | 1,361.79 | 1,361.79 | 1,361.79 | 1,361.79 | - | 0.026042 |
| Dec 03, 200 | 1,397.72 | 1,397.72 | 1,397.72 | 1,397.72 | 1,397.72 | - | -0.02971 |
| Dec 04, 200 | 1,356.81 | 1,356.81 | 1,356.81 | 1,356.81 | 1,356.81 | - | 0.035868 |
| Dec 05, 200 | 1,406.36 | 1,406.36 | 1,406.36 | 1,406.36 | 1,406.36 | - | 0.037843 |
| Dec 08, 200 | 1,460.60 | 1,460.60 | 1,460.60 | 1,460.60 | 1,460.60 | - | -0.02336 |
| Dec 09, 200 | 1,426.88 | 1,426.88 | 1,426.88 | 1,426.88 | 1,426.88 | - | 0.011927 |
| Dec 10, 200 | 1,444.00 | 1,444.00 | 1,444.00 | 1,444.00 | 1,444.00 | - | -0.02866 |
| Dec 11, 200 | 1,403.20 | 1,403.20 | 1,403.20 | 1,403.20 | 1,403.20 | - | 0.007009 |
| Dec 12, 200 | 1,413.07 | 1,413.07 | 1,413.07 | 1,413.07 | 1,413.07 | - | -0.01272 |
| Dec 15, 200 | 1,395.21 | 1,395.21 | 1,395.21 | 1,395.21 | 1,395.21 | - | 0.050086 |
| Dec 16, 200 | 1,466.87 | 1,466.87 | 1,466.87 | 1,466.87 | 1,466.87 | - | -0.00958 |
| Dec 17, 200 | 1,452.88 | 1,452.88 | 1,452.88 | 1,452.88 | 1,452.88 | - | -0.02135 |
| Dec 18, 200 | 1,422.19 | 1,422.19 | 1,422.19 | 1,422.19 | 1,422.19 | - | 0.002949 |
| Dec 19, 200 | 1,426.39 | 1,426.39 | 1,426.39 | 1,426.39 | 1,426.39 | - | -0.01837 |
| Dec 22, 200 | 1,400.42 | 1,400.42 | 1,400.42 | 1,400.42 | 1,400.42 | - | -0.00957 |
| Dec 23, 200 | 1,387.08 | 1,387.08 | 1,387.08 | 1,387.08 | 1,387.08 | - | 0.006238 |
| Dec 24, 200 | 1,395.76 | 1,395.76 | 1,395.76 | 1,395.76 | 1,395.76 | - | 0.005331 |
| Dec 26, 200 | 1,403.22 | 1,403.22 | 1,403.22 | 1,403.22 | 1,403.22 | - | -0.00355 |
| Dec 29, 200 | 1,398.25 | 1,398.25 | 1,398.25 | 1,398.25 | 1,398.25 | - | 0.024304 |
| Dec 30, 200 | 1,432.65 | 1,432.65 | 1,432.65 | 1,432.65 | 1,432.65 | - | 0.014091 |
| Dec 31, 200 | 1,452.98 | 1,452.98 | 1,452.98 | 1,452.98 | 1,452.98 | - | 0.031295 |
| Jan 02, 200 | 1,499.17 | 1,499.17 | 1,499.17 | 1,499.17 | 1,499.17 | - | -0.00465 |
| Jan 05, 200 | 1,492.21 | 1,492.21 | 1,492.21 | 1,492.21 | 1,492.21 | - | 0.007784 |
| Jan 06, 200 | 1,503.87 | 1,503.87 | 1,503.87 | 1,503.87 | 1,503.87 | - | -0.02989 |
| Jan 07, 200 | 1,459.58 | 1,459.58 | 1,459.58 | 1,459.58 | 1,459.58 | - | 0.003433 |
| Jan 08, 200 | 1,464.60 | 1,464.60 | 1,464.60 | 1,464.60 | 1,464.60 | - | -0.02153 |
| Jan 09, 200 | 1,433.41 | 1,433.41 | 1,433.41 | 1,433.41 | 1,433.41 | - | -0.02282 |
| Jan 12, 200 | 1,401.07 | 1,401.07 | 1,401.07 | 1,401.07 | 1,401.07 | - | 0.001826 |
| Jan 13, 200 | 1,403.63 | 1,403.63 | 1,403.63 | 1,403.63 | 1,403.63 | - | -0.03294 |
| Jan 14, 200 | 1,356.79 | 1,356.79 | 1,356.79 | 1,356.79 | 1,356.79 | - | 0.001363 |
| Jan 15, 200 | 1,358.64 | 1,358.64 | 1,358.64 | 1,358.64 | 1,358.64 | - | 0.007538 |
| Jan 16, 200 | 1,368.92 | 1,368.92 | 1,368.92 | 1,368.92 | 1,368.92 | - | -0.05425 |
| Jan 20, 200 | 1,296.63 | 1,296.63 | 1,296.63 | 1,296.63 | 1,296.63 | - | 0.0428 |
| Jan 21, 200 | 1,353.33 | 1,353.33 | 1,353.33 | 1,353.33 | 1,353.33 | - | -0.01526 |
| Jan 22, 200 | 1,332.84 | 1,332.84 | 1,332.84 | 1,332.84 | 1,332.84 | - | 0.005373 |
| Jan 23, 200 | 1,340.02 | 1,340.02 | 1,340.02 | 1,340.02 | 1,340.02 | - | 0.005544 |
| Jan 26, 200 | 1,347.47 | 1,347.47 | 1,347.47 | 1,347.47 | 1,347.47 | - | 0.010858 |
| Jan 27, 200 | 1,362.18 | 1,362.18 | 1,362.18 | 1,362.18 | 1,362.18 | - | 0.033134 |
| Jan 28, 200 | 1,408.07 | 1,408.07 | 1,408.07 | 1,408.07 | 1,408.07 | - | -0.0336 |
| Jan 29, 200 | 1,361.54 | 1,361.54 | 1,361.54 | 1,361.54 | 1,361.54 | - | -0.02305 |
| Jan 30, 200 | 1,330.51 | 1,330.51 | 1,330.51 | 1,330.51 | 1,330.51 | - | -0.00053 |
| Feb 02, 200 | 1,329.81 | 1,329.81 | 1,329.81 | 1,329.81 | 1,329.81 | - | 0.015728 |
| Feb 03, 200 | 1,350.89 | 1,350.89 | 1,350.89 | 1,350.89 | 1,350.89 | - | -0.00677 |
| Feb 04, 200 | 1,341.77 | 1,341.77 | 1,341.77 | 1,341.77 | 1,341.77 | - | 0.0163 |
| Feb 05, 200 | 1,363.82 | 1,363.82 | 1,363.82 | 1,363.82 | 1,363.82 | - | 0.02694 |
| Feb 06, 200 | 1,401.06 | 1,401.06 | 1,401.06 | 1,401.06 | 1,401.06 | - | 0.001519 |
| Feb 09, 200 | 1,403.19 | 1,403.19 | 1,403.19 | 1,403.19 | 1,403.19 | - | -0.05034 |
| Feb 10, 200 | 1,334.30 | 1,334.30 | 1,334.30 | 1,334.30 | 1,334.30 | - | 0.008359 |
| Feb 11, 200 | 1,345.50 | 1,345.50 | 1,345.50 | 1,345.50 | 1,345.50 | - | 0.001968 |
| Feb 12, 200 | 1,348.15 | 1,348.15 | 1,348.15 | 1,348.15 | 1,348.15 | - | -0.00993 |
| Feb 13, 200 | 1,334.83 | 1,334.83 | 1,334.83 | 1,334.83 | 1,334.83 | - | -0.04644 |
| Feb 17, 200 | 1,274.26 | 1,274.26 | 1,274.26 | 1,274.26 | 1,274.26 | - | -0.00076 |
| Feb 18, 200 | 1,273.29 | 1,273.29 | 1,273.29 | 1,273.29 | 1,273.29 | - | -0.01143 |
| Feb 19, 200 | 1,258.82 | 1,258.82 | 1,258.82 | 1,258.82 | 1,258.82 | - | -0.01126 |
| Feb 20, 200 | 1,244.72 | 1,244.72 | 1,244.72 | 1,244.72 | 1,244.72 | - | -0.03529 |
| Feb 23, 200 | 1,201.56 | 1,201.56 | 1,201.56 | 1,201.56 | 1,201.56 | - | 0.039331 |
| Feb 24, 200 | 1,249.76 | 1,249.76 | 1,249.76 | 1,249.76 | 1,249.76 | - | -0.01047 |
| Feb 25, 200 | 1,236.74 | 1,236.74 | 1,236.74 | 1,236.74 | 1,236.74 | - | -0.01569 |
| Feb 26, 200 | 1,217.49 | 1,217.49 | 1,217.49 | 1,217.49 | 1,217.49 | - | -0.02381 |
| Feb 27, 200 | 1,188.84 | 1,188.84 | 1,188.84 | 1,188.84 | 1,188.84 | - | -0.04773 |
| Mar 02, 20 | 1,133.43 | 1,133.43 | 1,133.43 | 1,133.43 | 1,133.43 | - | -0.00642 |
| Mar 03, 20 | 1,126.18 | 1,126.18 | 1,126.18 | 1,126.18 | 1,126.18 | - | 0.023839 |
| Mar 04, 20 | 1,153.35 | 1,153.35 | 1,153.35 | 1,153.35 | 1,153.35 | - | -0.04339 |
| Mar 05, 20 | 1,104.38 | 1,104.38 | 1,104.38 | 1,104.38 | 1,104.38 | - | 0.001466 |
| Mar 06, 20 | 1,106.00 | 1,106.00 | 1,106.00 | 1,106.00 | 1,106.00 | - | -0.00996 |
| Mar 09, 20 | 1,095.04 | 1,095.04 | 1,095.04 | 1,095.04 | 1,095.04 | - | 0.061784 |
| Mar 10, 20 | 1,164.83 | 1,164.83 | 1,164.83 | 1,164.83 | 1,164.83 | - | 0.002778 |
| Mar 11, 20 | 1,168.07 | 1,168.07 | 1,168.07 | 1,168.07 | 1,168.07 | - | 0.040107 |
| Mar 12, 20 | 1,215.87 | 1,215.87 | 1,215.87 | 1,215.87 | 1,215.87 | - | 0.007742 |
| Mar 13, 20 | 1,225.32 | 1,225.32 | 1,225.32 | 1,225.32 | 1,225.32 | - | -0.00351 |
| Mar 16, 20 | 1,221.03 | 1,221.03 | 1,221.03 | 1,221.03 | 1,221.03 | - | 0.031647 |
| Mar 17, 20 | 1,260.29 | 1,260.29 | 1,260.29 | 1,260.29 | 1,260.29 | - | 0.020677 |
| Mar 18, 20 | 1,286.62 | 1,286.62 | 1,286.62 | 1,286.62 | 1,286.62 | - | -0.01306 |
| Mar 19, 20 | 1,269.93 | 1,269.93 | 1,269.93 | 1,269.93 | 1,269.93 | - | -0.01994 |
| Mar 20, 20 | 1,244.86 | 1,244.86 | 1,244.86 | 1,244.86 | 1,244.86 | - | 0.068566 |
| Mar 23, 20 | 1,333.21 | 1,333.21 | 1,333.21 | 1,333.21 | 1,333.21 | - | -0.0206 |
| Mar 24, 20 | 1,306.03 | 1,306.03 | 1,306.03 | 1,306.03 | 1,306.03 | - | 0.009586 |
| Mar 25, 20 | 1,318.61 | 1,318.61 | 1,318.61 | 1,318.61 | 1,318.61 | - | 0.02306 |
| Mar 26, 20 | 1,349.37 | 1,349.37 | 1,349.37 | 1,349.37 | 1,349.37 | - | -0.02035 |
| Mar 27, 20 | 1,322.19 | 1,322.19 | 1,322.19 | 1,322.19 | 1,322.19 | - | -0.03539 |
| Mar 30, 20 | 1,322.19 | 1,322.19 | 1,263.81 | 1,276.22 | 1,276.22 | - | 0.013047 |
| Mar 31, 20 | 1,276.16 | 1,313.25 | 1,276.16 | 1,292.98 | 1,292.98 | - | 0.016606 |
| Apr 01, 200 | 1,293.23 | 1,318.96 | 1,270.18 | 1,314.63 | 1,314.63 | - | 0.028377 |
| Apr 02, 200 | 1,314.70 | 1,370.70 | 1,314.70 | 1,352.47 | 1,352.47 | - | 0.009705 |
| Apr 03, 200 | 1,352.50 | 1,365.66 | 1,340.07 | 1,365.66 | 1,365.66 | - | -0.00831 |
| Apr 06, 200 | 1,365.66 | 1,365.66 | 1,333.72 | 1,354.36 | 1,354.36 | - | -0.0235 |
| Apr 07, 200 | 1,355.21 | 1,355.21 | 1,321.25 | 1,322.91 | 1,322.91 | - | 0.011738 |
| Apr 08, 200 | 1,322.90 | 1,343.75 | 1,321.75 | 1,338.53 | 1,338.53 | - | 0.037365 |
| Apr 09, 200 | 1,338.55 | 1,390.05 | 1,338.55 | 1,389.49 | 1,389.49 | - | 0.002616 |
| Apr 13, 200 | 1,389.49 | 1,402.03 | 1,371.27 | 1,393.13 | 1,393.13 | - | -0.02025 |
| Apr 14, 200 | 1,393.04 | 1,393.04 | 1,362.82 | 1,365.20 | 1,365.20 | - | 0.012491 |
| Apr 15, 200 | 1,365.23 | 1,383.80 | 1,355.63 | 1,382.36 | 1,382.36 | - | 0.015455 |
| Apr 16, 200 | 1,382.40 | 1,412.03 | 1,374.45 | 1,403.89 | 1,403.89 | - | 0.004945 |
| Apr 17, 200 | 1,403.89 | 1,420.76 | 1,396.68 | 1,410.85 | 1,410.85 | - | -0.0437 |
| Apr 20, 200 | 1,410.85 | 1,410.85 | 1,350.49 | 1,350.52 | 1,350.52 | - | 0.021028 |
| Apr 21, 200 | 1,350.52 | 1,379.32 | 1,341.49 | 1,379.22 | 1,379.22 | - | -0.0075 |
| Apr 22, 200 | 1,379.50 | 1,398.36 | 1,364.04 | 1,368.92 | 1,368.92 | - | 0.009886 |
| Apr 23, 200 | 1,368.94 | 1,384.12 | 1,355.80 | 1,382.52 | 1,382.52 | - | 0.016656 |
| Apr 24, 200 | 1,382.52 | 1,414.39 | 1,382.52 | 1,405.74 | 1,405.74 | - | -0.01012 |
| Apr 27, 200 | 1,405.74 | 1,410.00 | 1,386.96 | 1,391.58 | 1,391.58 | - | -0.00271 |
| Apr 28, 200 | 1,391.63 | 1,402.66 | 1,374.75 | 1,387.82 | 1,387.82 | - | 0.021506 |
| Apr 29, 200 | 1,387.99 | 1,431.77 | 1,387.99 | 1,417.99 | 1,417.99 | - | -0.00089 |
| Apr 30, 200 | 1,418.08 | 1,442.29 | 1,409.74 | 1,416.73 | 1,416.73 | - | 0.005406 |
| May 01, 20 | 1,416.75 | 1,429.20 | 1,405.77 | 1,424.41 | 1,424.41 | - | 0.033299 |
| May 04, 20 | 1,424.41 | 1,473.61 | 1,424.41 | 1,472.64 | 1,472.64 | - | -0.00367 |
| May 05, 20 | 1,472.83 | 1,473.73 | 1,456.75 | 1,467.25 | 1,467.25 | - | 0.017605 |
| May 06, 20 | 1,467.76 | 1,494.44 | 1,467.76 | 1,493.31 | 1,493.31 | - | -0.01325 |
| May 07, 20 | 1,493.39 | 1,509.71 | 1,463.84 | 1,473.66 | 1,473.66 | - | 0.023791 |
| May 08, 20 | 1,473.66 | 1,510.80 | 1,473.66 | 1,509.14 | 1,509.14 | - | -0.02139 |
| May 11, 20 | 1,509.14 | 1,509.14 | 1,475.84 | 1,477.20 | 1,477.20 | - | -0.00093 |
| May 12, 20 | 1,477.27 | 1,487.69 | 1,456.57 | 1,475.83 | 1,475.83 | - | -0.02684 |
| May 13, 20 | 1,475.82 | 1,475.82 | 1,434.32 | 1,436.74 | 1,436.74 | - | 0.009993 |
| May 14, 20 | 1,436.30 | 1,459.68 | 1,434.14 | 1,451.17 | 1,451.17 | - | -0.01087 |
| May 15, 20 | 1,451.43 | 1,458.04 | 1,429.08 | 1,435.48 | 1,435.48 | - | 0.030029 |
| May 18, 20 | 1,435.48 | 1,479.50 | 1,435.48 | 1,479.24 | 1,479.24 | - | -0.00156 |
| May 19, 20 | 1,479.24 | 1,479.24 | 1,476.94 | 1,476.94 | 1,476.94 | - | -0.00507 |
| May 20, 20 | 1,476.94 | 1,503.78 | 1,466.04 | 1,469.47 | 1,469.47 | - | -0.0166 |
| May 21, 20 | 1,469.91 | 1,469.91 | 1,431.18 | 1,445.28 | 1,445.28 | - | -0.00148 |
| May 22, 20 | 1,445.31 | 1,458.83 | 1,437.93 | 1,443.14 | 1,443.14 | - | 0.025964 |
| May 26, 20 | 1,443.15 | 1,483.44 | 1,434.13 | 1,481.10 | 1,481.10 | - | -0.01896 |
| May 27, 20 | 1,481.38 | 1,487.12 | 1,451.36 | 1,453.28 | 1,453.28 | - | 0.015472 |
| May 28, 20 | 1,453.52 | 1,480.21 | 1,444.65 | 1,475.94 | 1,475.94 | - | 0.01348 |
| May 29, 20 | 1,475.94 | 1,497.39 | 1,471.12 | 1,495.97 | 1,495.97 | - | 0.025528 |
| Jun 01, 200 | 1,495.97 | 1,542.59 | 1,495.97 | 1,534.65 | 1,534.65 | - | 0.001979 |
| Jun 02, 200 | 1,534.59 | 1,544.98 | 1,527.43 | 1,537.69 | 1,537.69 | - | -0.01363 |
| Jun 03, 200 | 1,537.99 | 1,537.99 | 1,504.10 | 1,516.88 | 1,516.88 | - | 0.011608 |
| Jun 04, 200 | 1,517.17 | 1,534.61 | 1,513.06 | 1,534.59 | 1,534.59 | - | -0.00247 |
| Jun 05, 200 | 1,534.68 | 1,549.68 | 1,521.14 | 1,530.81 | 1,530.81 | - | -0.0008 |
| Jun 08, 200 | 1,530.81 | 1,540.38 | 1,508.60 | 1,529.59 | 1,529.59 | - | 0.00355 |
| Jun 09, 200 | 1,529.66 | 1,542.07 | 1,524.81 | 1,535.03 | 1,535.03 | - | -0.00344 |
| Jun 10, 200 | 1,535.10 | 1,547.38 | 1,511.47 | 1,529.76 | 1,529.76 | - | 0.006347 |
| Jun 11, 200 | 1,530.16 | 1,557.85 | 1,530.16 | 1,539.50 | 1,539.50 | - | 0.001428 |
| Jun 12, 200 | 1,539.56 | 1,541.97 | 1,524.45 | 1,541.70 | 1,541.70 | - | -0.02405 |
| Jun 15, 200 | 1,541.70 | 1,541.70 | 1,498.36 | 1,505.06 | 1,505.06 | - | -0.0128 |
| Jun 16, 200 | 1,505.07 | 1,512.02 | 1,485.26 | 1,485.92 | 1,485.92 | - | -0.00136 |
| Jun 17, 200 | 1,485.95 | 1,496.49 | 1,472.61 | 1,483.90 | 1,483.90 | - | 0.008515 |
| Jun 18, 200 | 1,484.10 | 1,502.15 | 1,479.93 | 1,496.59 | 1,496.59 | - | 0.003109 |
| Jun 19, 200 | 1,496.59 | 1,510.91 | 1,492.25 | 1,501.25 | 1,501.25 | - | -0.03092 |
| Jun 22, 200 | 1,501.25 | 1,501.25 | 1,455.31 | 1,455.54 | 1,455.54 | - | 0.002319 |
| Jun 23, 200 | 1,455.57 | 1,464.62 | 1,448.77 | 1,458.92 | 1,458.92 | - | 0.006531 |
| Jun 24, 200 | 1,458.96 | 1,484.64 | 1,458.96 | 1,468.48 | 1,468.48 | - | 0.021224 |
| Jun 25, 200 | 1,468.48 | 1,502.09 | 1,460.65 | 1,499.98 | 1,499.98 | - | -0.00127 |
| Jun 26, 200 | 1,496.69 | 1,503.13 | 1,488.42 | 1,498.08 | 1,498.08 | - | 0.009051 |
| Jun 29, 200 | 1,498.08 | 1,512.90 | 1,493.57 | 1,511.70 | 1,511.70 | - | -0.00848 |
| Jun 30, 200 | 1,511.82 | 1,516.35 | 1,488.38 | 1,498.94 | 1,498.94 | - | 0.00446 |
| Jul 01, 200 | 1,499.11 | 1,519.57 | 1,499.11 | 1,505.64 | 1,505.64 | - | -0.02955 |
| Jul 02, 200 | 1,505.67 | 1,505.67 | 1,461.79 | 1,461.80 | 1,461.80 | - | 0.002583 |
| Jul 06, 200 | 1,461.80 | 1,465.58 | 1,445.43 | 1,465.58 | 1,465.58 | - | -0.01987 |
| Jul 07, 200 | 1,465.58 | 1,465.58 | 1,435.14 | 1,436.74 | 1,436.74 | - | -0.00107 |
| Jul 08, 200 | 1,437.60 | 1,447.08 | 1,418.50 | 1,435.20 | 1,435.20 | - | 0.003547 |
| Jul 09, 200 | 1,435.21 | 1,448.87 | 1,433.44 | 1,440.30 | 1,440.30 | - | -0.00404 |
| Jul 10, 200 | 1,440.30 | 1,441.77 | 1,424.26 | 1,434.50 | 1,434.50 | - | 0.024739 |
| Jul 13, 200 | 1,434.50 | 1,470.43 | 1,428.21 | 1,470.43 | 1,470.43 | - | 0.005297 |
| Jul 14, 200 | 1,470.43 | 1,478.24 | 1,463.11 | 1,478.24 | 1,478.24 | - | 0.029232 |
| Jul 15, 200 | 1,478.29 | 1,524.05 | 1,478.29 | 1,522.09 | 1,522.09 | - | 0.008641 |
| Jul 16, 200 | 1,522.14 | 1,540.41 | 1,513.69 | 1,535.30 | 1,535.30 | - | -0.00038 |
| Jul 17, 200 | 1,535.31 | 1,537.14 | 1,525.17 | 1,534.71 | 1,534.71 | - | 0.01137 |
| Jul 20, 200 | 1,537.70 | 1,553.14 | 1,535.58 | 1,552.26 | 1,552.26 | - | 0.003633 |
| Jul 21, 200 | 1,552.28 | 1,561.07 | 1,539.41 | 1,557.91 | 1,557.91 | - | -0.00035 |
| Jul 22, 200 | 1,555.22 | 1,566.49 | 1,547.18 | 1,557.37 | 1,557.37 | - | 0.023028 |
| Jul 23, 200 | 1,557.39 | 1,598.76 | 1,555.35 | 1,593.65 | 1,593.65 | - | 0.003039 |
| Jul 24, 200 | 1,593.65 | 1,599.41 | 1,576.85 | 1,598.50 | 1,598.50 | - | 0.002973 |
| Jul 27, 200 | 1,598.50 | 1,603.80 | 1,587.12 | 1,603.26 | 1,603.26 | - | -0.0026 |
| Jul 28, 200 | 1,603.26 | 1,603.37 | 1,582.35 | 1,599.09 | 1,599.09 | - | -0.00444 |
| Jul 29, 200 | 1,595.92 | 1,596.31 | 1,581.39 | 1,592.00 | 1,592.00 | - | 0.011951 |
| Jul 30, 200 | 1,592.19 | 1,627.33 | 1,592.19 | 1,611.14 | 1,611.14 | - | 0.000726 |
| Jul 31, 200 | 1,611.14 | 1,621.29 | 1,604.77 | 1,612.31 | 1,612.31 | - | 0.015234 |
| Aug 03, 200 | 1,612.32 | 1,638.88 | 1,612.32 | 1,637.06 | 1,637.06 | - | 0.003031 |
| Aug 04, 200 | 1,634.32 | 1,644.45 | 1,627.17 | 1,642.03 | 1,642.03 | - | -0.00257 |
| Aug 05, 200 | 1,642.58 | 1,644.19 | 1,624.02 | 1,637.81 | 1,637.81 | - | -0.0055 |
| Aug 06, 200 | 1,638.04 | 1,646.70 | 1,621.31 | 1,628.82 | 1,628.82 | - | 0.013362 |
| Aug 07, 200 | 1,628.85 | 1,663.15 | 1,628.85 | 1,650.73 | 1,650.73 | - | -0.00332 |
| Aug 10, 200 | 1,650.78 | 1,650.78 | 1,635.24 | 1,645.26 | 1,645.26 | - | -0.01245 |
| Aug 11, 200 | 1,645.74 | 1,645.74 | 1,621.73 | 1,624.91 | 1,624.91 | - | 0.01182 |
| Aug 12, 200 | 1,624.91 | 1,655.01 | 1,623.89 | 1,644.23 | 1,644.23 | - | 0.006928 |
| Aug 13, 200 | 1,644.33 | 1,656.33 | 1,636.16 | 1,655.66 | 1,655.66 | - | -0.00856 |
| Aug 14, 200 | 1,655.67 | 1,655.67 | 1,626.23 | 1,641.54 | 1,641.54 | - | -0.02434 |
| Aug 17, 200 | 1,641.89 | 1,641.89 | 1,600.12 | 1,602.06 | 1,602.06 | - | 0.010271 |
| Aug 18, 200 | 1,602.34 | 1,621.08 | 1,602.34 | 1,618.60 | 1,618.60 | - | 0.006969 |
| Aug 19, 200 | 1,618.80 | 1,635.03 | 1,603.92 | 1,629.92 | 1,629.92 | - | 0.01094 |
| Aug 20, 200 | 1,630.17 | 1,650.35 | 1,630.00 | 1,647.85 | 1,647.85 | - | 0.018632 |
| Aug 21, 200 | 1,648.15 | 1,681.51 | 1,648.15 | 1,678.84 | 1,678.84 | - | -0.00054 |
| Aug 24, 200 | 1,678.86 | 1,694.70 | 1,672.97 | 1,677.94 | 1,677.94 | - | 0.002369 |
| Aug 25, 200 | 1,677.96 | 1,697.86 | 1,677.96 | 1,681.92 | 1,681.92 | - | 0.00022 |
| Aug 26, 200 | 1,682.09 | 1,689.37 | 1,671.66 | 1,682.29 | 1,682.29 | - | 0.002891 |
| Aug 27, 200 | 1,682.49 | 1,691.03 | 1,662.98 | 1,687.16 | 1,687.16 | - | -0.00185 |
| Aug 28, 200 | 1,687.41 | 1,701.34 | 1,674.55 | 1,684.05 | 1,684.05 | - | -0.00807 |
| Aug 31, 200 | 1,684.12 | 1,684.12 | 1,660.88 | 1,670.52 | 1,670.52 | - | -0.02233 |
| Sep 01, 200 | 1,670.59 | 1,683.32 | 1,630.67 | 1,633.63 | 1,633.63 | - | -0.00305 |
| Sep 02, 200 | 1,634.04 | 1,637.81 | 1,624.21 | 1,628.66 | 1,628.66 | - | 0.008571 |
| Sep 03, 200 | 1,628.79 | 1,643.14 | 1,624.56 | 1,642.68 | 1,642.68 | - | 0.0131 |
| Sep 04, 200 | 1,642.78 | 1,664.44 | 1,639.80 | 1,664.34 | 1,664.34 | - | 0.00896 |
| Sep 08, 200 | 1,664.61 | 1,680.59 | 1,664.61 | 1,679.32 | 1,679.32 | - | 0.007806 |
| Sep 09, 200 | 1,679.40 | 1,697.34 | 1,676.95 | 1,692.48 | 1,692.48 | - | 0.01038 |
| Sep 10, 200 | 1,692.50 | 1,710.14 | 1,683.79 | 1,710.14 | 1,710.14 | - | -0.00115 |
| Sep 11, 200 | 1,710.49 | 1,717.15 | 1,701.17 | 1,708.18 | 1,708.18 | - | 0.006338 |
| Sep 14, 200 | 1,708.22 | 1,719.69 | 1,695.55 | 1,719.04 | 1,719.04 | - | 0.003142 |
| Sep 15, 200 | 1,719.05 | 1,730.00 | 1,709.17 | 1,724.45 | 1,724.45 | - | 0.015227 |
| Sep 16, 200 | 1,724.50 | 1,750.92 | 1,724.50 | 1,750.91 | 1,750.91 | - | -0.00292 |
| Sep 17, 200 | 1,751.16 | 1,761.87 | 1,738.89 | 1,745.80 | 1,745.80 | - | 0.002649 |
| Sep 18, 200 | 1,745.82 | 1,755.68 | 1,743.64 | 1,750.43 | 1,750.43 | - | -0.00341 |
| Sep 21, 200 | 1,750.43 | 1,750.43 | 1,732.60 | 1,744.47 | 1,744.47 | - | 0.006582 |
| Sep 22, 200 | 1,744.52 | 1,759.53 | 1,744.52 | 1,755.99 | 1,755.99 | - | -0.01011 |
| Sep 23, 200 | 1,756.01 | 1,770.02 | 1,737.39 | 1,738.32 | 1,738.32 | - | -0.00942 |
| Sep 24, 200 | 1,738.54 | 1,747.38 | 1,713.92 | 1,722.02 | 1,722.02 | - | -0.00611 |
| Sep 25, 200 | 1,722.02 | 1,726.45 | 1,706.25 | 1,711.53 | 1,711.53 | - | 0.01783 |
| Sep 28, 200 | 1,711.53 | 1,745.52 | 1,711.53 | 1,742.32 | 1,742.32 | - | -0.00221 |
| Sep 29, 200 | 1,742.37 | 1,753.22 | 1,733.82 | 1,738.48 | 1,738.48 | - | -0.00324 |
| Sep 30, 200 | 1,738.61 | 1,743.05 | 1,715.24 | 1,732.86 | 1,732.86 | - | -0.02609 |
| Oct 01, 200 | 1,732.68 | 1,732.68 | 1,687.57 | 1,688.24 | 1,688.24 | - | -0.00448 |
| Oct 02, 200 | 1,688.24 | 1,689.47 | 1,672.05 | 1,680.70 | 1,680.70 | - | 0.014783 |
| Oct 05, 200 | 1,680.70 | 1,709.14 | 1,680.70 | 1,705.73 | 1,705.73 | - | 0.013631 |
| Oct 06, 200 | 1,705.73 | 1,738.73 | 1,705.73 | 1,729.14 | 1,729.14 | - | 0.003233 |
| Oct 07, 200 | 1,729.14 | 1,734.74 | 1,721.64 | 1,734.74 | 1,734.74 | - | 0.007443 |
| Oct 08, 200 | 1,734.74 | 1,756.28 | 1,734.74 | 1,747.70 | 1,747.70 | - | 0.005649 |
| Oct 09, 200 | 1,747.70 | 1,757.60 | 1,743.74 | 1,757.60 | 1,757.60 | - | 0.004377 |
| Oct 12, 200 | 1,757.62 | 1,771.56 | 1,757.62 | 1,765.31 | 1,765.31 | - | -0.00272 |
| Oct 13, 200 | 1,765.07 | 1,765.07 | 1,749.69 | 1,760.51 | 1,760.51 | - | 0.017433 |
| Oct 14, 200 | 1,761.07 | 1,793.29 | 1,761.07 | 1,791.47 | 1,791.47 | - | 0.004144 |
| Oct 15, 200 | 1,791.44 | 1,798.91 | 1,782.42 | 1,798.91 | 1,798.91 | - | -0.00813 |
| Oct 16, 200 | 1,798.79 | 1,798.79 | 1,774.26 | 1,784.35 | 1,784.35 | - | 0.009354 |
| Oct 19, 200 | 1,784.35 | 1,804.82 | 1,782.51 | 1,801.12 | 1,801.12 | - | -0.00623 |
| Oct 20, 200 | 1,801.09 | 1,802.10 | 1,781.70 | 1,789.93 | 1,789.93 | - | -0.00875 |
| Oct 21, 200 | 1,789.93 | 1,807.08 | 1,773.17 | 1,774.33 | 1,774.33 | - | 0.010657 |
| Oct 22, 200 | 1,774.23 | 1,797.09 | 1,762.31 | 1,793.34 | 1,793.34 | - | -0.01225 |
| Oct 23, 200 | 1,793.31 | 1,798.15 | 1,764.33 | 1,771.50 | 1,771.50 | - | -0.01178 |
| Oct 26, 200 | 1,771.50 | 1,791.03 | 1,748.06 | 1,750.75 | 1,750.75 | - | -0.00332 |
| Oct 27, 200 | 1,750.82 | 1,759.72 | 1,740.46 | 1,744.95 | 1,744.95 | - | -0.0196 |
| Oct 28, 200 | 1,744.96 | 1,744.96 | 1,710.42 | 1,711.09 | 1,711.09 | - | 0.022348 |
| Oct 29, 200 | 1,711.69 | 1,750.70 | 1,711.69 | 1,749.76 | 1,749.76 | - | -0.02846 |
| Oct 30, 200 | 1,749.84 | 1,749.84 | 1,695.82 | 1,700.67 | 1,700.67 | - | 0.006436 |
| Nov 02, 20 | 1,700.72 | 1,727.07 | 1,689.49 | 1,711.65 | 1,711.65 | - | 0.002427 |
| Nov 03, 20 | 1,711.62 | 1,717.34 | 1,697.41 | 1,715.81 | 1,715.81 | - | 0.001398 |
| Nov 04, 20 | 1,715.81 | 1,740.98 | 1,714.95 | 1,718.21 | 1,718.21 | - | 0.019161 |
| Nov 05, 20 | 1,718.25 | 1,751.45 | 1,718.25 | 1,751.45 | 1,751.45 | - | 0.002634 |
| Nov 06, 20 | 1,751.43 | 1,759.45 | 1,739.77 | 1,756.07 | 1,756.07 | - | 0.022239 |
| Nov 09, 20 | 1,756.09 | 1,795.56 | 1,756.09 | 1,795.56 | 1,795.56 | - | 0.000189 |
| Nov 10, 20 | 1,795.48 | 1,800.87 | 1,786.32 | 1,795.90 | 1,795.90 | - | 0.005016 |
| Nov 11, 20 | 1,796.20 | 1,816.19 | 1,796.20 | 1,804.93 | 1,804.93 | - | -0.01017 |
| Nov 12, 20 | 1,804.93 | 1,811.52 | 1,782.54 | 1,786.66 | 1,786.66 | - | 0.005732 |
| Nov 13, 20 | 1,786.78 | 1,804.00 | 1,783.45 | 1,796.93 | 1,796.93 | - | 0.014563 |
| Nov 16, 20 | 1,798.47 | 1,830.14 | 1,798.47 | 1,823.29 | 1,823.29 | - | 0.001036 |
| Nov 17, 20 | 1,823.17 | 1,825.28 | 1,811.60 | 1,825.18 | 1,825.18 | - | -0.00031 |
| Nov 18, 20 | 1,824.77 | 1,826.39 | 1,812.74 | 1,824.61 | 1,824.61 | - | -0.01351 |
| Nov 19, 20 | 1,823.81 | 1,824.61 | 1,789.35 | 1,800.12 | 1,800.12 | - | -0.00304 |
| Nov 20, 20 | 1,800.10 | 1,800.10 | 1,786.81 | 1,794.65 | 1,794.65 | - | 0.01357 |
| Nov 23, 20 | 1,795.35 | 1,829.48 | 1,795.35 | 1,819.17 | 1,819.17 | - | -0.00047 |
| Nov 24, 20 | 1,819.23 | 1,821.36 | 1,804.98 | 1,818.31 | 1,818.31 | - | 0.004625 |
| Nov 25, 20 | 1,818.50 | 1,827.06 | 1,816.96 | 1,826.74 | 1,826.74 | - | -0.01714 |
| Nov 27, 20 | 1,826.74 | 1,826.74 | 1,782.41 | 1,795.70 | 1,795.70 | - | 0.00388 |
| Nov 30, 20 | 1,795.54 | 1,805.15 | 1,787.07 | 1,802.68 | 1,802.68 | - | 0.012053 |
| Dec 01, 200 | 1,803.10 | 1,830.07 | 1,803.10 | 1,824.54 | 1,824.54 | - | 0.000471 |
| Dec 02, 200 | 1,824.58 | 1,835.68 | 1,818.62 | 1,825.40 | 1,825.40 | - | -0.0084 |
| Dec 03, 200 | 1,825.34 | 1,838.67 | 1,808.11 | 1,810.13 | 1,810.13 | - | 0.005498 |
| Dec 04, 200 | 1,811.45 | 1,841.73 | 1,804.49 | 1,820.11 | 1,820.11 | - | -0.00243 |
| Dec 07, 200 | 1,820.09 | 1,827.93 | 1,811.69 | 1,815.70 | 1,815.70 | - | -0.01018 |
| Dec 08, 200 | 1,814.12 | 1,814.12 | 1,791.63 | 1,797.31 | 1,797.31 | - | 0.003771 |
| Dec 09, 200 | 1,797.05 | 1,805.75 | 1,787.73 | 1,804.10 | 1,804.10 | - | 0.005919 |
| Dec 10, 200 | 1,804.19 | 1,820.88 | 1,804.19 | 1,814.81 | 1,814.81 | - | 0.00368 |
| Dec 11, 200 | 1,816.81 | 1,824.74 | 1,813.19 | 1,821.50 | 1,821.50 | - | 0.007139 |
| Dec 14, 200 | 1,823.52 | 1,835.71 | 1,823.52 | 1,834.55 | 1,834.55 | - | -0.00556 |
| Dec 15, 200 | 1,832.69 | 1,834.59 | 1,820.03 | 1,824.37 | 1,824.37 | - | 0.001139 |
| Dec 16, 200 | 1,825.58 | 1,838.00 | 1,824.43 | 1,826.45 | 1,826.45 | - | -0.01184 |
| Dec 17, 200 | 1,826.38 | 1,826.38 | 1,804.56 | 1,804.96 | 1,804.96 | - | 0.00574 |
| Dec 18, 200 | 1,807.18 | 1,817.70 | 1,801.34 | 1,815.35 | 1,815.35 | - | 0.010543 |
| Dec 21, 200 | 1,817.47 | 1,840.53 | 1,817.47 | 1,834.59 | 1,834.59 | - | 0.00358 |
| Dec 22, 200 | 1,834.88 | 1,844.85 | 1,834.88 | 1,841.17 | 1,841.17 | - | 0.002512 |
| Dec 23, 200 | 1,841.26 | 1,847.17 | 1,837.92 | 1,845.80 | 1,845.80 | - | 0.005241 |
| Dec 24, 200 | 1,845.80 | 1,855.57 | 1,845.80 | 1,855.50 | 1,855.50 | - | 0.001287 |
| Dec 28, 200 | 1,855.61 | 1,862.02 | 1,850.67 | 1,857.89 | 1,857.89 | - | -0.00123 |
| Dec 29, 200 | 1,858.61 | 1,862.19 | 1,855.10 | 1,855.61 | 1,855.61 | - | 0.000286 |
| Dec 30, 200 | 1,855.30 | 1,856.14 | 1,848.58 | 1,856.14 | 1,856.14 | - | -0.01009 |
| Dec 31, 200 | 1,856.63 | 1,858.15 | 1,837.49 | 1,837.50 | 1,837.50 | - | 0.015959 |
| Jan 04, 201 | 1,867.06 | 1,867.06 | 1,867.06 | 1,867.06 | 1,867.06 | - | 0.003123 |
| Jan 05, 201 | 1,866.93 | 1,873.05 | 1,861.70 | 1,872.90 | 1,872.90 | - | 0.000977 |
| Jan 06, 201 | 1,872.38 | 1,877.22 | 1,868.49 | 1,874.73 | 1,874.73 | - | 0.004051 |
| Jan 07, 201 | 1,874.17 | 1,883.41 | 1,865.04 | 1,882.34 | 1,882.34 | - | 0.002881 |
| Jan 08, 201 | 1,881.38 | 1,888.41 | 1,873.28 | 1,887.77 | 1,887.77 | - | 0.001741 |
| Jan 11, 201 | 1,888.28 | 1,895.55 | 1,882.86 | 1,891.06 | 1,891.06 | - | -0.00943 |
| Jan 12, 201 | 1,887.78 | 1,887.78 | 1,865.90 | 1,873.32 | 1,873.32 | - | 0.008388 |
| Jan 13, 201 | 1,874.40 | 1,893.77 | 1,868.46 | 1,889.10 | 1,889.10 | - | 0.002443 |
| Jan 14, 201 | 1,887.94 | 1,896.89 | 1,885.92 | 1,893.72 | 1,893.72 | - | -0.01084 |
| Jan 15, 201 | 1,894.02 | 1,894.02 | 1,865.59 | 1,873.30 | 1,873.30 | - | 0.012424 |
| Jan 19, 201 | 1,873.30 | 1,896.98 | 1,872.83 | 1,896.72 | 1,896.72 | - | -0.0105 |
| Jan 20, 201 | 1,895.92 | 1,895.92 | 1,862.02 | 1,876.90 | 1,876.90 | - | -0.0191 |
| Jan 21, 201 | 1,878.40 | 1,882.86 | 1,838.58 | 1,841.39 | 1,841.39 | - | -0.0224 |
| Jan 22, 201 | 1,841.25 | 1,841.25 | 1,797.98 | 1,800.61 | 1,800.61 | - | 0.00461 |
| Jan 25, 201 | 1,801.63 | 1,819.06 | 1,801.63 | 1,808.93 | 1,808.93 | - | -0.0042 |
| Jan 26, 201 | 1,807.68 | 1,820.34 | 1,797.54 | 1,801.34 | 1,801.34 | - | 0.004912 |
| Jan 27, 201 | 1,800.73 | 1,813.46 | 1,786.41 | 1,810.21 | 1,810.21 | - | -0.0118 |
| Jan 28, 201 | 1,809.13 | 1,814.75 | 1,779.06 | 1,788.97 | 1,788.97 | - | -0.00987 |
| Jan 29, 201 | 1,789.56 | 1,808.59 | 1,767.25 | 1,771.40 | 1,771.40 | - | 0.014165 |
| Feb 01, 201 | 1,796.67 | 1,796.67 | 1,796.67 | 1,796.67 | 1,796.67 | - | 0.012896 |
| Feb 02, 201 | 1,819.99 | 1,819.99 | 1,819.99 | 1,819.99 | 1,819.99 | - | -0.00515 |
| Feb 03, 201 | 1,818.05 | 1,818.98 | 1,804.17 | 1,810.64 | 1,810.64 | - | -0.03161 |
| Feb 04, 201 | 1,809.56 | 1,809.56 | 1,753.74 | 1,754.30 | 1,754.30 | - | 0.002892 |
| Feb 05, 201 | 1,755.11 | 1,760.68 | 1,723.46 | 1,759.38 | 1,759.38 | - | -0.00857 |
| Feb 08, 201 | 1,759.44 | 1,767.66 | 1,743.13 | 1,744.37 | 1,744.37 | - | 0.012992 |
| Feb 09, 201 | 1,746.44 | 1,781.37 | 1,746.44 | 1,767.18 | 1,767.18 | - | -0.00198 |
| Feb 10, 201 | 1,766.12 | 1,772.37 | 1,748.71 | 1,763.69 | 1,763.69 | - | 0.009772 |
| Feb 11, 201 | 1,762.09 | 1,783.36 | 1,751.25 | 1,781.01 | 1,781.01 | - | -0.00254 |
| Feb 12, 201 | 1,777.54 | 1,779.92 | 1,755.41 | 1,776.50 | 1,776.50 | - | 0.017974 |
| Feb 16, 201 | 1,808.72 | 1,808.72 | 1,808.72 | 1,808.72 | 1,808.72 | - | 0.004402 |
| Feb 17, 201 | 1,809.06 | 1,818.94 | 1,808.45 | 1,816.70 | 1,816.70 | - | 0.006644 |
| Feb 18, 201 | 1,816.80 | 1,831.03 | 1,813.46 | 1,828.81 | 1,828.81 | - | 0.002338 |
| Feb 19, 201 | 1,827.33 | 1,838.18 | 1,818.95 | 1,833.09 | 1,833.09 | - | -0.00103 |
| Feb 22, 201 | 1,833.71 | 1,838.41 | 1,826.84 | 1,831.21 | 1,831.21 | - | -0.01218 |
| Feb 23, 201 | 1,830.65 | 1,832.17 | 1,805.01 | 1,809.05 | 1,809.05 | - | 0.009868 |
| Feb 24, 201 | 1,809.05 | 1,828.39 | 1,809.05 | 1,826.99 | 1,826.99 | - | -0.00184 |
| Feb 25, 201 | 1,826.11 | 1,826.11 | 1,795.51 | 1,823.64 | 1,823.64 | - | 0.001441 |
| Feb 26, 201 | 1,823.64 | 1,830.95 | 1,814.96 | 1,826.27 | 1,826.27 | - | 0.010133 |
| Mar 01, 20 | 1,826.27 | 1,845.62 | 1,826.27 | 1,844.87 | 1,844.87 | - | 0.002328 |
| Mar 02, 20 | 1,844.94 | 1,857.71 | 1,844.94 | 1,849.17 | 1,849.17 | - | 0.000578 |
| Mar 03, 20 | 1,849.36 | 1,861.30 | 1,846.32 | 1,850.24 | 1,850.24 | - | 0.003755 |
| Mar 04, 20 | 1,850.13 | 1,858.54 | 1,846.71 | 1,857.20 | 1,857.20 | - | 0.013945 |
| Mar 05, 20 | 1,857.32 | 1,884.31 | 1,857.32 | 1,883.28 | 1,883.28 | - | 5.31E-06 |
| Mar 08, 20 | 1,883.37 | 1,887.08 | 1,880.11 | 1,883.29 | 1,883.29 | - | 0.001756 |
| Mar 09, 20 | 1,878.29 | 1,895.08 | 1,878.02 | 1,886.60 | 1,886.60 | - | 0.004643 |
| Mar 10, 20 | 1,886.01 | 1,899.52 | 1,885.95 | 1,895.38 | 1,895.38 | - | 0.00437 |
| Mar 11, 20 | 1,895.24 | 1,903.68 | 1,884.42 | 1,903.68 | 1,903.68 | - | -0.0002 |
| Mar 12, 20 | 1,904.30 | 1,908.92 | 1,898.37 | 1,903.29 | 1,903.29 | - | 0.000473 |
| Mar 15, 20 | 1,901.95 | 1,904.91 | 1,889.10 | 1,904.19 | 1,904.19 | - | 0.007758 |
| Mar 16, 20 | 1,904.80 | 1,920.39 | 1,903.87 | 1,919.02 | 1,919.02 | - | 0.005819 |
| Mar 17, 20 | 1,919.54 | 1,936.23 | 1,919.54 | 1,930.22 | 1,930.22 | - | -0.00031 |
| Mar 18, 20 | 1,930.18 | 1,932.83 | 1,921.81 | 1,929.63 | 1,929.63 | - | -0.00511 |
| Mar 19, 20 | 1,930.65 | 1,935.19 | 1,912.23 | 1,919.80 | 1,919.80 | - | 0.005112 |
| Mar 22, 20 | 1,919.11 | 1,932.91 | 1,908.17 | 1,929.64 | 1,929.64 | - | 0.00726 |
| Mar 23, 20 | 1,929.85 | 1,944.37 | 1,926.41 | 1,943.70 | 1,943.70 | - | -0.0055 |
| Mar 24, 20 | 1,943.06 | 1,943.06 | 1,930.47 | 1,933.04 | 1,933.04 | - | -0.0017 |
| Mar 25, 20 | 1,933.74 | 1,954.53 | 1,928.72 | 1,929.75 | 1,929.75 | - | 0.000741 |
| Mar 26, 20 | 1,930.58 | 1,943.36 | 1,922.58 | 1,931.18 | 1,931.18 | - | 0.00585 |
| Mar 29, 20 | 1,932.00 | 1,944.90 | 1,932.00 | 1,942.51 | 1,942.51 | - | 0.000154 |
| Mar 30, 20 | 1,943.27 | 1,950.18 | 1,935.24 | 1,942.81 | 1,942.81 | - | -0.00326 |
| Mar 31, 20 | 1,942.59 | 1,945.05 | 1,930.41 | 1,936.48 | 1,936.48 | - | 0.007424 |
| Apr 01, 201 | 1,938.08 | 1,956.57 | 1,938.08 | 1,950.91 | 1,950.91 | - | 0.007929 |
| Apr 05, 201 | 1,951.26 | 1,966.81 | 1,951.26 | 1,966.44 | 1,966.44 | - | 0.001687 |
| Apr 06, 201 | 1,966.43 | 1,973.67 | 1,958.55 | 1,969.76 | 1,969.76 | - | -0.00546 |
| Apr 07, 201 | 1,969.57 | 1,969.93 | 1,949.72 | 1,959.04 | 1,959.04 | - | 0.003404 |
| Apr 08, 201 | 1,958.71 | 1,969.14 | 1,946.74 | 1,965.72 | 1,965.72 | - | 0.006662 |
| Apr 09, 201 | 1,966.02 | 1,979.31 | 1,966.02 | 1,978.86 | 1,978.86 | - | 0.001787 |
| Apr 12, 201 | 1,978.93 | 1,986.76 | 1,978.93 | 1,982.40 | 1,982.40 | - | 0.000761 |
| Apr 13, 201 | 1,981.82 | 1,986.63 | 1,969.58 | 1,983.91 | 1,983.91 | - | 0.011103 |
| Apr 14, 201 | 1,985.03 | 2,006.06 | 1,985.03 | 2,006.06 | 2,006.06 | - | 0.000837 |
| Apr 15, 201 | 2,006.20 | 2,011.47 | 2,002.45 | 2,007.74 | 2,007.74 | - | -0.01626 |
| Apr 16, 201 | 2,005.91 | 2,005.91 | 1,966.28 | 1,975.36 | 1,975.36 | - | 0.004526 |
| Apr 19, 201 | 1,974.96 | 1,984.88 | 1,961.29 | 1,984.32 | 1,984.32 | - | 0.008036 |
| Apr 20, 201 | 1,984.45 | 2,002.63 | 1,984.45 | 2,000.33 | 2,000.33 | - | -0.00101 |
| Apr 21, 201 | 2,000.17 | 2,006.59 | 1,986.44 | 1,998.31 | 1,998.31 | - | 0.002309 |
| Apr 22, 201 | 1,994.39 | 2,005.46 | 1,972.08 | 2,002.93 | 2,002.93 | - | 0.007094 |
| Apr 23, 201 | 2,001.81 | 2,017.20 | 1,997.05 | 2,017.19 | 2,017.19 | - | -0.00429 |
| Apr 26, 201 | 2,017.20 | 2,021.41 | 2,006.86 | 2,008.55 | 2,008.55 | - | -0.02365 |
| Apr 27, 201 | 2,008.17 | 2,008.17 | 1,957.98 | 1,961.60 | 1,961.60 | - | 0.006621 |
| Apr 28, 201 | 1,962.20 | 1,980.16 | 1,958.35 | 1,974.63 | 1,974.63 | - | 0.012936 |
| Apr 29, 201 | 1,975.14 | 2,004.45 | 1,975.14 | 2,000.34 | 2,000.34 | - | -0.01678 |
| Apr 30, 201 | 2,000.62 | 2,002.41 | 1,966.74 | 1,967.05 | 1,967.05 | - | 0.013041 |
| May 03, 20 | 1,967.51 | 1,997.66 | 1,967.51 | 1,992.87 | 1,992.87 | - | -0.02412 |
| May 04, 20 | 1,992.87 | 1,992.87 | 1,936.51 | 1,945.37 | 1,945.37 | - | -0.00625 |
| May 05, 20 | 1,945.07 | 1,949.27 | 1,919.65 | 1,933.25 | 1,933.25 | - | -0.03276 |
| May 06, 20 | 1,933.22 | 1,935.92 | 1,767.95 | 1,870.95 | 1,870.95 | - | -0.01542 |
| May 07, 20 | 1,870.94 | 1,882.64 | 1,814.93 | 1,842.32 | 1,842.32 | - | 0.043064 |
| May 10, 20 | 1,842.40 | 1,930.12 | 1,842.40 | 1,923.39 | 1,923.39 | - | -0.0032 |
| May 11, 20 | 1,922.77 | 1,941.51 | 1,903.24 | 1,917.25 | 1,917.25 | - | 0.013984 |
| May 12, 20 | 1,918.96 | 1,945.58 | 1,918.96 | 1,944.25 | 1,944.25 | - | -0.01216 |
| May 13, 20 | 1,944.18 | 1,947.51 | 1,918.63 | 1,920.76 | 1,920.76 | - | -0.01897 |
| May 14, 20 | 1,920.06 | 1,920.06 | 1,868.77 | 1,884.67 | 1,884.67 | - | 0.001294 |
| May 17, 20 | 1,885.24 | 1,895.18 | 1,850.88 | 1,887.11 | 1,887.11 | - | -0.01412 |
| May 18, 20 | 1,887.55 | 1,906.46 | 1,854.40 | 1,860.65 | 1,860.65 | - | -0.00505 |
| May 19, 20 | 1,860.27 | 1,866.23 | 1,827.15 | 1,851.28 | 1,851.28 | - | -0.03966 |
| May 20, 20 | 1,850.69 | 1,850.69 | 1,779.10 | 1,779.30 | 1,779.30 | - | 0.014922 |
| May 21, 20 | 1,777.45 | 1,810.12 | 1,753.45 | 1,806.05 | 1,806.05 | - | -0.01297 |
| May 24, 20 | 1,805.55 | 1,809.81 | 1,781.26 | 1,782.77 | 1,782.77 | - | 0.000353 |

| | | | | | | | |
|---|---|---|---|---|---|---|---|
| May 25, 20 | 1,780.11 | 1,784.52 | 1,727.90 | 1,783.40 | 1,783.40 | - | -0.00548 |
| May 26, 20 | 1,784.36 | 1,811.15 | 1,769.29 | 1,773.65 | 1,773.65 | - | 0.032702 |
| May 27, 20 | 1,776.18 | 1,832.61 | 1,776.18 | 1,832.61 | 1,832.61 | - | -0.01243 |
| May 28, 20 | 1,832.20 | 1,832.20 | 1,802.06 | 1,809.98 | 1,809.98 | - | -0.01727 |
| Jun 01, 201 | 1,810.01 | 1,818.72 | 1,777.45 | 1,778.99 | 1,778.99 | - | 0.025671 |
| Jun 02, 201 | 1,779.57 | 1,825.25 | 1,779.57 | 1,825.25 | 1,825.25 | - | 0.004084 |
| Jun 03, 201 | 1,825.94 | 1,837.40 | 1,814.30 | 1,832.72 | 1,832.72 | - | -0.03498 |
| Jun 04, 201 | 1,829.76 | 1,829.76 | 1,762.45 | 1,769.72 | 1,769.72 | - | -0.01357 |
| Jun 07, 201 | 1,769.95 | 1,780.48 | 1,744.65 | 1,745.87 | 1,745.87 | - | 0.011062 |
| Jun 08, 201 | 1,745.67 | 1,767.37 | 1,732.10 | 1,765.29 | 1,765.29 | - | -0.0059 |
| Jun 09, 201 | 1,765.42 | 1,791.43 | 1,749.32 | 1,754.91 | 1,754.91 | - | 0.029079 |
| Jun 10, 201 | 1,757.08 | 1,808.43 | 1,757.08 | 1,806.69 | 1,806.69 | - | 0.004732 |
| Jun 11, 201 | 1,806.21 | 1,815.50 | 1,790.58 | 1,815.26 | 1,815.26 | - | -0.00179 |
| Jun 14, 201 | 1,816.11 | 1,839.13 | 1,810.92 | 1,812.02 | 1,812.02 | - | 0.023232 |
| Jun 15, 201 | 1,812.95 | 1,855.14 | 1,812.95 | 1,854.61 | 1,854.61 | - | -0.00053 |
| Jun 16, 201 | 1,854.45 | 1,860.37 | 1,841.43 | 1,853.62 | 1,853.62 | - | 0.001418 |
| Jun 17, 201 | 1,853.66 | 1,858.65 | 1,838.63 | 1,856.25 | 1,856.25 | - | 0.001319 |
| Jun 18, 201 | 1,856.54 | 1,864.46 | 1,852.80 | 1,858.70 | 1,858.70 | - | -0.00385 |
| Jun 21, 201 | 1,858.72 | 1,881.42 | 1,842.98 | 1,851.55 | 1,851.55 | - | -0.01606 |
| Jun 22, 201 | 1,851.81 | 1,860.23 | 1,819.90 | 1,822.05 | 1,822.05 | - | -0.00297 |
| Jun 23, 201 | 1,822.25 | 1,829.42 | 1,805.15 | 1,816.65 | 1,816.65 | - | -0.01694 |
| Jun 24, 201 | 1,815.76 | 1,815.76 | 1,782.67 | 1,786.13 | 1,786.13 | - | 0.002857 |
| Jun 25, 201 | 1,786.13 | 1,802.17 | 1,776.53 | 1,791.24 | 1,791.24 | - | -0.00184 |
| Jun 28, 201 | 1,791.44 | 1,800.95 | 1,782.31 | 1,787.94 | 1,787.94 | - | -0.03147 |
| Jun 29, 201 | 1,787.02 | 1,787.02 | 1,722.38 | 1,732.55 | 1,732.55 | - | -0.01005 |
| Jun 30, 201 | 1,732.15 | 1,744.02 | 1,711.18 | 1,715.23 | 1,715.23 | - | -0.00319 |
| Jul 01, 201 | 1,715.23 | 1,720.02 | 1,682.21 | 1,709.77 | 1,709.77 | - | -0.00464 |
| Jul 02, 201 | 1,709.77 | 1,719.09 | 1,690.71 | 1,701.86 | 1,701.86 | - | 0.005339 |
| Jul 06, 201 | 1,701.86 | 1,734.97 | 1,694.75 | 1,710.97 | 1,710.97 | - | 0.031328 |
| Jul 07, 201 | 1,711.29 | 1,765.77 | 1,711.29 | 1,765.42 | 1,765.42 | - | 0.009404 |
| Jul 08, 201 | 1,765.49 | 1,783.65 | 1,762.30 | 1,782.10 | 1,782.10 | - | 0.007179 |
| Jul 09, 201 | 1,782.71 | 1,795.41 | 1,778.40 | 1,794.94 | 1,794.94 | - | 0.000757 |
| Jul 12, 201 | 1,795.19 | 1,799.16 | 1,782.34 | 1,796.30 | 1,796.30 | - | 0.015341 |
| Jul 13, 201 | 1,796.30 | 1,830.73 | 1,796.30 | 1,824.07 | 1,824.07 | - | -0.00014 |
| Jul 14, 201 | 1,824.07 | 1,830.27 | 1,810.99 | 1,823.82 | 1,823.82 | - | 0.001195 |
| Jul 15, 201 | 1,823.82 | 1,829.99 | 1,799.57 | 1,826.00 | 1,826.00 | - | -0.02921 |
| Jul 16, 201 | 1,825.88 | 1,825.88 | 1,770.74 | 1,773.43 | 1,773.43 | - | 0.005976 |
| Jul 19, 201 | 1,773.46 | 1,789.85 | 1,766.98 | 1,784.06 | 1,784.06 | - | 0.011381 |
| Jul 20, 201 | 1,779.52 | 1,805.29 | 1,759.97 | 1,804.48 | 1,804.48 | - | -0.01276 |
| Jul 21, 201 | 1,806.83 | 1,813.54 | 1,774.14 | 1,781.60 | 1,781.60 | - | 0.022291 |
| Jul 22, 201 | 1,783.69 | 1,828.10 | 1,783.69 | 1,821.76 | 1,821.76 | - | 0.008195 |
| Jul 23, 201 | 1,821.15 | 1,838.59 | 1,812.05 | 1,836.75 | 1,836.75 | - | 0.011142 |
| Jul 26, 201 | 1,836.79 | 1,857.33 | 1,834.47 | 1,857.33 | 1,857.33 | - | -0.00105 |
| Jul 27, 201 | 1,857.34 | 1,867.28 | 1,848.63 | 1,855.39 | 1,855.39 | - | -0.00688 |
| Jul 28, 201 | 1,855.24 | 1,856.67 | 1,837.43 | 1,842.66 | 1,842.66 | - | -0.00401 |
| Jul 29, 201 | 1,843.16 | 1,858.96 | 1,819.99 | 1,835.29 | 1,835.29 | - | 5.99E-05 |
| Jul 30, 201 | 1,833.95 | 1,843.50 | 1,813.06 | 1,835.40 | 1,835.40 | - | 0.021799 |
| Aug 02, 20 | 1,837.69 | 1,878.26 | 1,837.69 | 1,875.85 | 1,875.85 | - | -0.0048 |
| Aug 03, 20 | 1,875.69 | 1,875.69 | 1,860.73 | 1,866.87 | 1,866.87 | - | 0.006375 |
| Aug 04, 20 | 1,867.22 | 1,880.53 | 1,865.13 | 1,878.81 | 1,878.81 | - | -0.00122 |
| Aug 05, 20 | 1,878.78 | 1,878.78 | 1,864.79 | 1,876.51 | 1,876.51 | - | -0.0036 |
| Aug 06, 20 | 1,875.63 | 1,875.63 | 1,845.63 | 1,869.77 | 1,869.77 | - | 0.005488 |
| Aug 09, 20 | 1,870.22 | 1,882.44 | 1,868.54 | 1,880.06 | 1,880.06 | - | -0.00596 |
| Aug 10, 20 | 1,879.40 | 1,879.40 | 1,852.99 | 1,868.88 | 1,868.88 | - | -0.02808 |
| Aug 11, 20 | 1,866.86 | 1,866.86 | 1,814.78 | 1,817.13 | 1,817.13 | - | -0.00525 |
| Aug 12, 20 | 1,813.01 | 1,813.01 | 1,795.77 | 1,807.61 | 1,807.61 | - | -0.004 |
| Aug 13, 20 | 1,807.54 | 1,812.01 | 1,799.95 | 1,800.39 | 1,800.39 | - | 0.000172 |
| Aug 16, 20 | 1,799.99 | 1,806.00 | 1,784.18 | 1,800.70 | 1,800.70 | - | 0.012407 |
| Aug 17, 20 | 1,801.27 | 1,835.33 | 1,801.27 | 1,823.18 | 1,823.18 | - | 0.001622 |
| Aug 18, 20 | 1,823.25 | 1,835.22 | 1,811.87 | 1,826.14 | 1,826.14 | - | -0.01707 |
| Aug 19, 20 | 1,826.14 | 1,826.14 | 1,786.92 | 1,795.24 | 1,795.24 | - | -0.00367 |
| Aug 20, 20 | 1,795.24 | 1,795.24 | 1,775.67 | 1,788.67 | 1,788.67 | - | -0.00403 |
| Aug 23, 20 | 1,788.93 | 1,805.09 | 1,781.06 | 1,781.47 | 1,781.47 | - | -0.0146 |
| Aug 24, 20 | 1,781.47 | 1,781.47 | 1,746.45 | 1,755.65 | 1,755.65 | - | 0.003395 |
| Aug 25, 20 | 1,754.35 | 1,768.14 | 1,735.57 | 1,761.62 | 1,761.62 | - | -0.00768 |
| Aug 26, 20 | 1,761.62 | 1,771.83 | 1,745.01 | 1,748.14 | 1,748.14 | - | 0.016712 |
| Aug 27, 20 | 1,749.04 | 1,778.19 | 1,736.47 | 1,777.60 | 1,777.60 | - | -0.01463 |
| Aug 30, 20 | 1,777.02 | 1,777.27 | 1,751.23 | 1,751.79 | 1,751.79 | - | 0.000434 |
| Aug 31, 20 | 1,751.57 | 1,762.21 | 1,738.38 | 1,752.55 | 1,752.55 | - | 0.02919 |
| Sep 01, 201 | 1,754.86 | 1,805.95 | 1,754.86 | 1,804.46 | 1,804.46 | - | 0.009113 |
| Sep 02, 201 | 1,804.64 | 1,820.98 | 1,804.64 | 1,820.98 | 1,820.98 | - | 0.013159 |
| Sep 03, 201 | 1,823.06 | 1,845.84 | 1,823.06 | 1,845.10 | 1,845.10 | - | -0.01147 |
| Sep 07, 201 | 1,845.00 | 1,845.00 | 1,822.82 | 1,824.05 | 1,824.05 | - | 0.006644 |
| Sep 08, 201 | 1,824.58 | 1,843.14 | 1,824.58 | 1,836.21 | 1,836.21 | - | 0.004824 |
| Sep 09, 201 | 1,838.09 | 1,855.27 | 1,838.09 | 1,845.09 | 1,845.09 | - | 0.004871 |
| Sep 10, 201 | 1,845.09 | 1,856.24 | 1,844.70 | 1,854.10 | 1,854.10 | - | 0.011428 |
| Sep 13, 201 | 1,854.19 | 1,878.02 | 1,854.19 | 1,875.41 | 1,875.41 | - | -0.00071 |
| Sep 14, 201 | 1,875.28 | 1,884.40 | 1,864.91 | 1,874.07 | 1,874.07 | - | 0.003553 |
| Sep 15, 201 | 1,873.73 | 1,883.03 | 1,863.33 | 1,880.74 | 1,880.74 | - | -0.0002 |
| Sep 16, 201 | 1,880.42 | 1,881.41 | 1,870.42 | 1,880.37 | 1,880.37 | - | 0.000829 |
| Sep 17, 201 | 1,882.77 | 1,891.76 | 1,876.57 | 1,881.93 | 1,881.93 | - | 0.015119 |
| Sep 20, 201 | 1,881.97 | 1,914.05 | 1,881.97 | 1,910.60 | 1,910.60 | - | -0.00255 |
| Sep 21, 201 | 1,910.49 | 1,920.41 | 1,900.39 | 1,905.74 | 1,905.74 | - | -0.00472 |
| Sep 22, 201 | 1,905.24 | 1,913.42 | 1,892.02 | 1,896.77 | 1,896.77 | - | -0.00836 |
| Sep 23, 201 | 1,896.77 | 1,900.73 | 1,877.36 | 1,880.97 | 1,880.97 | - | 0.020975 |
| Sep 24, 201 | 1,881.41 | 1,921.25 | 1,881.41 | 1,920.84 | 1,920.84 | - | -0.00567 |
| Sep 27, 201 | 1,920.51 | 1,922.98 | 1,909.59 | 1,909.98 | 1,909.98 | - | 0.005019 |
| Sep 28, 201 | 1,910.19 | 1,923.12 | 1,893.42 | 1,919.59 | 1,919.59 | - | -0.00248 |
| Sep 29, 201 | 1,919.32 | 1,921.18 | 1,907.18 | 1,914.84 | 1,914.84 | - | -0.00308 |
| Sep 30, 201 | 1,915.26 | 1,935.22 | 1,900.87 | 1,908.95 | 1,908.95 | - | 0.004427 |
| Oct 01, 201 | 1,911.10 | 1,924.01 | 1,905.72 | 1,917.42 | 1,917.42 | - | -0.008 |
| Oct 04, 201 | 1,916.60 | 1,920.39 | 1,893.19 | 1,902.15 | 1,902.15 | - | 0.020641 |
| Oct 05, 201 | 1,902.46 | 1,945.16 | 1,902.46 | 1,941.82 | 1,941.82 | - | -0.00016 |
| Oct 06, 201 | 1,941.32 | 1,944.49 | 1,931.92 | 1,941.50 | 1,941.50 | - | -0.00164 |
| Oct 07, 201 | 1,941.74 | 1,948.00 | 1,927.17 | 1,938.31 | 1,938.31 | - | 0.006105 |
| Oct 08, 201 | 1,938.07 | 1,954.53 | 1,934.19 | 1,950.18 | 1,950.18 | - | 0.000149 |
| Oct 11, 201 | 1,950.33 | 1,956.11 | 1,944.77 | 1,950.47 | 1,950.47 | - | 0.003812 |
| Oct 12, 201 | 1,950.35 | 1,962.54 | 1,934.70 | 1,957.92 | 1,957.92 | - | 0.007206 |
| Oct 13, 201 | 1,959.46 | 1,982.32 | 1,959.46 | 1,972.08 | 1,972.08 | - | -0.00365 |
| Oct 14, 201 | 1,972.08 | 1,973.40 | 1,952.79 | 1,964.90 | 1,964.90 | - | 0.002018 |
| Oct 15, 201 | 1,969.83 | 1,977.42 | 1,953.79 | 1,968.87 | 1,968.87 | - | 0.007237 |
| Oct 18, 201 | 1,983.17 | 1,983.17 | 1,983.17 | 1,983.17 | 1,983.17 | - | -0.01601 |
| Oct 19, 201 | 1,982.28 | 1,982.28 | 1,941.16 | 1,951.67 | 1,951.67 | - | 0.010621 |
| Oct 20, 201 | 1,951.67 | 1,979.90 | 1,951.67 | 1,972.51 | 1,972.51 | - | 0.001828 |
| Oct 21, 201 | 1,973.88 | 1,991.40 | 1,960.79 | 1,976.12 | 1,976.12 | - | 0.002381 |
| Oct 22, 201 | 1,976.56 | 1,982.11 | 1,974.01 | 1,980.83 | 1,980.83 | - | 0.002158 |
| Oct 25, 201 | 1,980.83 | 2,002.58 | 1,980.83 | 1,985.11 | 1,985.11 | - | 1.01E-05 |
| Oct 26, 201 | 1,984.76 | 1,987.61 | 1,971.92 | 1,985.13 | 1,985.13 | - | -0.00256 |
| Oct 27, 201 | 1,984.73 | 1,984.73 | 1,962.04 | 1,980.05 | 1,980.05 | - | 0.001211 |
| Oct 28, 201 | 1,980.96 | 1,991.92 | 1,971.27 | 1,982.45 | 1,982.45 | - | -0.00043 |
| Oct 29, 201 | 1,982.92 | 1,985.28 | 1,975.63 | 1,981.59 | 1,981.59 | - | 0.000948 |
| Nov 01, 20 | 1,983.55 | 2,002.72 | 1,971.87 | 1,983.47 | 1,983.47 | - | 0.007729 |
| Nov 02, 20 | 1,983.47 | 2,002.75 | 1,983.47 | 1,998.86 | 1,998.86 | - | 0.003855 |
| Nov 03, 20 | 1,999.18 | 2,006.75 | 1,982.40 | 2,006.58 | 2,006.58 | - | 0.019269 |
| Nov 04, 20 | 2,009.43 | 2,045.63 | 2,009.43 | 2,045.62 | 2,045.62 | - | 0.003976 |
| Nov 05, 20 | 2,045.76 | 2,055.61 | 2,044.26 | 2,053.77 | 2,053.77 | - | -0.00199 |
| Nov 08, 20 | 2,052.61 | 2,052.61 | 2,039.86 | 2,049.69 | 2,049.69 | - | -0.00776 |
| Nov 09, 20 | 2,049.69 | 2,055.75 | 2,025.70 | 2,033.85 | 2,033.85 | - | 0.004567 |
| Nov 10, 20 | 2,033.76 | 2,043.16 | 2,018.38 | 2,043.16 | 2,043.16 | - | -0.00426 |
| Nov 11, 20 | 2,037.55 | 2,037.69 | 2,019.05 | 2,034.48 | 2,034.48 | - | -0.01182 |
| Nov 12, 20 | 2,032.73 | 2,032.73 | 2,001.83 | 2,010.57 | 2,010.57 | - | -0.00115 |
| Nov 15, 20 | 2,011.81 | 2,024.38 | 2,007.19 | 2,008.25 | 2,008.25 | - | -0.01606 |
| Nov 16, 20 | 2,007.39 | 2,007.39 | 1,966.82 | 1,976.26 | 1,976.26 | - | 0.000374 |
| Nov 17, 20 | 1,976.49 | 1,985.13 | 1,971.92 | 1,977.00 | 1,977.00 | - | 0.01525 |
| Nov 18, 20 | 1,977.00 | 2,013.44 | 1,977.00 | 2,007.38 | 2,007.38 | - | 0.002592 |
| Nov 19, 20 | 2,007.38 | 2,012.78 | 1,995.46 | 2,012.59 | 2,012.59 | - | -0.00153 |
| Nov 22, 20 | 2,010.93 | 2,010.93 | 1,987.72 | 2,009.52 | 2,009.52 | - | -0.01435 |
| Nov 23, 20 | 2,006.02 | 2,006.02 | 1,974.58 | 1,980.89 | 1,980.89 | - | 0.014867 |
| Nov 24, 20 | 1,983.38 | 2,010.94 | 1,983.38 | 2,010.56 | 2,010.56 | - | -0.00725 |
| Nov 26, 20 | 2,010.56 | 2,010.56 | 1,991.48 | 1,996.03 | 1,996.03 | - | -0.0011 |
| Nov 29, 20 | 1,995.79 | 1,997.63 | 1,969.54 | 1,993.83 | 1,993.83 | - | -0.00603 |
| Nov 30, 20 | 1,992.75 | 1,993.18 | 1,970.97 | 1,981.84 | 1,981.84 | - | 0.021529 |
| Dec 01, 20 | 1,986.35 | 2,027.30 | 1,986.35 | 2,024.97 | 2,024.97 | - | 0.012753 |
| Dec 02, 20 | 2,025.01 | 2,051.60 | 2,025.01 | 2,050.96 | 2,050.96 | - | 0.002649 |
| Dec 03, 20 | 2,049.68 | 2,057.75 | 2,042.89 | 2,056.40 | 2,056.40 | - | -0.00127 |
| Dec 06, 20 | 2,056.19 | 2,058.24 | 2,049.58 | 2,053.80 | 2,053.80 | - | 0.000531 |
| Dec 07, 20 | 2,055.82 | 2,073.81 | 2,054.14 | 2,054.89 | 2,054.89 | - | 0.003953 |
| Dec 08, 20 | 2,056.07 | 2,063.61 | 2,047.77 | 2,063.03 | 2,063.03 | - | 0.003914 |
| Dec 09, 20 | 2,064.45 | 2,073.76 | 2,060.64 | 2,071.12 | 2,071.12 | - | 0.005993 |
| Dec 10, 20 | 2,071.42 | 2,084.53 | 2,070.37 | 2,083.57 | 2,083.57 | - | 0.000206 |
| Dec 13, 20 | 2,084.64 | 2,094.22 | 2,083.47 | 2,084.00 | 2,084.00 | - | 0.000926 |
| Dec 14, 20 | 2,084.04 | 2,094.89 | 2,080.15 | 2,085.93 | 2,085.93 | - | -0.00511 |
| Dec 15, 20 | 2,085.92 | 2,090.41 | 2,073.12 | 2,075.29 | 2,075.29 | - | 0.006197 |
| Dec 16, 20 | 2,076.06 | 2,089.61 | 2,071.08 | 2,088.19 | 2,088.19 | - | 0.000842 |
| Dec 17, 20 | 2,088.17 | 2,093.11 | 2,083.19 | 2,089.95 | 2,089.95 | - | 0.002566 |
| Dec 20, 20 | 2,091.01 | 2,100.51 | 2,085.91 | 2,095.32 | 2,095.32 | - | 0.006157 |
| Dec 21, 20 | 2,096.17 | 2,110.01 | 2,096.17 | 2,108.26 | 2,108.26 | - | 0.003518 |
| Dec 22, 20 | 2,108.34 | 2,116.28 | 2,108.34 | 2,115.69 | 2,115.69 | - | -0.00157 |
| Dec 23, 20 | 2,115.14 | 2,115.43 | 2,107.63 | 2,112.37 | 2,112.37 | - | 0.000615 |
| Dec 27, 20 | 2,112.23 | 2,115.24 | 2,103.41 | 2,113.67 | 2,113.67 | - | 0.00078 |
| Dec 28, 20 | 2,113.69 | 2,117.65 | 2,111.48 | 2,115.32 | 2,115.32 | - | 0.001186 |
| Dec 29, 20 | 2,116.04 | 2,122.19 | 2,116.04 | 2,117.83 | 2,117.83 | - | -0.00148 |
| Dec 30, 20 | 2,117.49 | 2,119.98 | 2,111.99 | 2,114.70 | 2,114.70 | - | -0.00019 |
| Dec 31, 20 | 2,114.14 | 2,117.15 | 2,108.58 | 2,114.29 | 2,114.29 | - | 0.011292 |
| Jan 03, 201 | 2,115.97 | 2,145.44 | 2,115.97 | 2,138.30 | 2,138.30 | - | -0.0013 |
| Jan 04, 201 | 2,139.26 | 2,141.90 | 2,122.81 | 2,135.53 | 2,135.53 | - | 0.005124 |
| Jan 05, 201 | 2,135.23 | 2,148.02 | 2,127.43 | 2,146.50 | 2,146.50 | - | -0.00174 |
| Jan 06, 201 | 2,146.70 | 2,149.20 | 2,136.13 | 2,142.76 | 2,142.76 | - | -0.00185 |
| Jan 07, 201 | 2,142.80 | 2,148.50 | 2,122.20 | 2,138.81 | 2,138.81 | - | -0.00138 |
| Jan 10, 201 | 2,137.98 | 2,138.83 | 2,123.11 | 2,135.86 | 2,135.86 | - | 0.00372 |
| Jan 11, 201 | 2,137.64 | 2,148.43 | 2,135.70 | 2,143.82 | 2,143.82 | - | 0.009073 |
| Jan 12, 201 | 2,145.82 | 2,164.65 | 2,145.82 | 2,163.36 | 2,163.36 | - | -0.00171 |
| Jan 13, 201 | 2,162.87 | 2,164.72 | 2,154.13 | 2,159.66 | 2,159.66 | - | 0.00739 |
| Jan 14, 201 | 2,159.55 | 2,175.68 | 2,155.55 | 2,175.68 | 2,175.68 | - | 0.001396 |
| Jan 18, 201 | 2,175.54 | 2,180.43 | 2,170.48 | 2,178.72 | 2,178.72 | - | -0.01003 |
| Jan 19, 201 | 2,178.53 | 2,178.53 | 2,151.60 | 2,156.97 | 2,156.97 | - | -0.00129 |
| Jan 20, 201 | 2,156.83 | 2,159.41 | 2,139.05 | 2,154.18 | 2,154.18 | - | 0.002434 |
| Jan 21, 201 | 2,154.73 | 2,172.59 | 2,154.73 | 2,159.43 | 2,159.43 | - | 0.005818 |
| Jan 24, 201 | 2,159.67 | 2,173.89 | 2,157.93 | 2,172.03 | 2,172.03 | - | 0.000295 |
| Jan 25, 201 | 2,171.17 | 2,172.67 | 2,155.32 | 2,172.67 | 2,172.67 | - | 0.004248 |
| Jan 26, 201 | 2,172.86 | 2,186.63 | 2,172.86 | 2,181.92 | 2,181.92 | - | 0.002294 |
| Jan 27, 201 | 2,181.96 | 2,189.75 | 2,178.17 | 2,186.93 | 2,186.93 | - | -0.01798 |
| Jan 28, 201 | 2,186.93 | 2,192.14 | 2,145.90 | 2,147.95 | 2,147.95 | - | 0.007629 |
| Jan 31, 201 | 2,148.02 | 2,166.15 | 2,148.02 | 2,164.40 | 2,164.40 | - | 0.01656 |
| Feb 01, 201 | 2,165.77 | 2,202.65 | 2,165.77 | 2,200.54 | 2,200.54 | - | -0.00255 |
| Feb 02, 201 | 2,199.79 | 2,200.49 | 2,192.28 | 2,194.94 | 2,194.94 | - | 0.002494 |
| Feb 03, 201 | 2,194.94 | 2,202.70 | 2,179.86 | 2,200.42 | 2,200.42 | - | 0.002895 |
| Feb 04, 201 | 2,200.41 | 2,206.94 | 2,191.25 | 2,206.80 | 2,206.80 | - | 0.006234 |
| Feb 07, 201 | 2,206.80 | 2,226.93 | 2,206.80 | 2,220.60 | 2,220.60 | - | 0.004489 |
| Feb 08, 201 | 2,220.49 | 2,230.59 | 2,215.39 | 2,230.59 | 2,230.59 | - | -0.00267 |
| Feb 09, 201 | 2,230.36 | 2,230.49 | 2,214.29 | 2,224.64 | 2,224.64 | - | 0.00084 |
| Feb 10, 201 | 2,224.08 | 2,227.84 | 2,209.21 | 2,226.51 | 2,226.51 | - | 0.00563 |
| Feb 11, 201 | 2,226.51 | 2,241.54 | 2,216.73 | 2,239.08 | 2,239.08 | - | 0.002591 |
| Feb 14, 201 | 2,238.86 | 2,245.77 | 2,235.34 | 2,244.89 | 2,244.89 | - | -0.00312 |
| Feb 15, 201 | 2,244.41 | 2,244.41 | 2,231.77 | 2,237.90 | 2,237.90 | - | 0.006414 |
| Feb 16, 201 | 2,238.30 | 2,254.16 | 2,238.30 | 2,252.30 | 2,252.30 | - | 0.003156 |
| Feb 17, 201 | 2,252.02 | 2,261.06 | 2,243.32 | 2,259.42 | 2,259.42 | - | 0.001932 |
| Feb 18, 201 | 2,259.46 | 2,265.63 | 2,255.48 | 2,263.79 | 2,263.79 | - | -0.02073 |
| Feb 22, 201 | 2,263.79 | 2,263.79 | 2,211.97 | 2,217.35 | 2,217.35 | - | -0.00609 |
| Feb 23, 201 | 2,217.35 | 2,221.44 | 2,191.04 | 2,203.89 | 2,203.89 | - | -0.00075 |
| Feb 24, 201 | 2,203.89 | 2,210.11 | 2,181.82 | 2,202.23 | 2,202.23 | - | 0.010758 |
| Feb 25, 201 | 2,203.62 | 2,226.69 | 2,203.62 | 2,226.05 | 2,226.05 | - | 0.0056 |
| Feb 28, 201 | 2,226.03 | 2,242.36 | 2,226.03 | 2,238.55 | 2,238.55 | - | -0.01586 |
| Mar 01, 20 | 2,239.12 | 2,246.54 | 2,202.93 | 2,203.32 | 2,203.32 | - | 0.001778 |
| Mar 02, 20 | 2,203.22 | 2,216.72 | 2,197.05 | 2,207.24 | 2,207.24 | - | 0.01711 |
| Mar 03, 20 | 2,207.41 | 2,247.50 | 2,207.41 | 2,245.33 | 2,245.33 | - | -0.0074 |
| Mar 04, 20 | 2,245.28 | 2,245.62 | 2,214.33 | 2,228.78 | 2,228.78 | - | -0.00834 |
| Mar 07, 20 | 2,229.99 | 2,239.76 | 2,199.84 | 2,210.26 | 2,210.26 | - | 0.009071 |
| Mar 08, 20 | 2,210.04 | 2,236.58 | 2,204.83 | 2,230.40 | 2,230.40 | - | -0.00121 |
| Mar 09, 20 | 2,230.35 | 2,232.66 | 2,214.17 | 2,227.70 | 2,227.70 | - | -0.01906 |
| Mar 10, 20 | 2,226.05 | 2,226.05 | 2,184.22 | 2,185.65 | 2,185.65 | - | 0.007366 |
| Mar 11, 20 | 2,184.87 | 2,208.01 | 2,180.50 | 2,201.81 | 2,201.81 | - | -0.00604 |
| Mar 14, 20 | 2,200.37 | 2,200.37 | 2,171.61 | 2,188.56 | 2,188.56 | - | -0.01126 |
| Mar 15, 20 | 2,188.56 | 2,188.56 | 2,129.12 | 2,164.06 | 2,164.06 | - | -0.01966 |
| Mar 16, 20 | 2,121.94 | 2,121.94 | 2,121.94 | 2,121.94 | 2,121.94 | - | 0.013337 |
| Mar 17, 20 | 2,122.01 | 2,159.08 | 2,122.01 | 2,150.43 | 2,150.43 | - | 0.004297 |
| Mar 18, 20 | 2,150.85 | 2,175.97 | 2,150.85 | 2,159.69 | 2,159.69 | - | 0.014891 |
| Mar 21, 20 | 2,162.78 | 2,195.79 | 2,162.78 | 2,192.09 | 2,192.09 | - | -0.00344 |
| Mar 22, 20 | 2,184.57 | 2,184.57 | 2,184.57 | 2,184.57 | 2,184.57 | - | 0.002921 |
| Mar 23, 20 | 2,184.57 | 2,195.93 | 2,168.23 | 2,190.96 | 2,190.96 | - | 0.009295 |
| Mar 24, 20 | 2,211.42 | 2,211.42 | 2,211.42 | 2,211.42 | 2,211.42 | - | 0.00316 |
| Mar 25, 20 | 2,211.43 | 2,227.49 | 2,211.43 | 2,218.42 | 2,218.42 | - | -0.00275 |
| Mar 28, 20 | 2,218.61 | 2,228.40 | 2,212.32 | 2,212.32 | 2,212.32 | - | 0.007247 |
| Mar 29, 20 | 2,212.41 | 2,228.41 | 2,203.91 | 2,228.41 | 2,228.41 | - | 0.006771 |
| Mar 30, 20 | 2,228.88 | 2,249.17 | 2,228.88 | 2,243.55 | 2,243.55 | - | -0.00183 |
| Mar 31, 20 | 2,243.40 | 2,246.13 | 2,238.11 | 2,239.44 | 2,239.44 | - | 0.004962 |
| Apr 01, 201 | 2,239.45 | 2,259.73 | 2,239.45 | 2,250.58 | 2,250.58 | - | 0.000471 |
| Apr 04, 201 | 2,250.81 | 2,257.81 | 2,244.95 | 2,251.64 | 2,251.64 | - | -0.00017 |
| Apr 05, 201 | 2,251.64 | 2,260.64 | 2,246.85 | 2,251.26 | 2,251.26 | - | 0.002595 |
| Apr 06, 201 | 2,251.81 | 2,262.63 | 2,248.85 | 2,257.11 | 2,257.11 | - | -0.00149 |
| Apr 07, 201 | 2,257.10 | 2,262.58 | 2,242.28 | 2,253.76 | 2,253.76 | - | -0.00401 |
| Apr 08, 201 | 2,254.05 | 2,263.80 | 2,235.91 | 2,244.74 | 2,244.74 | - | -0.00278 |
| Apr 11, 201 | 2,244.76 | 2,254.25 | 2,232.68 | 2,238.51 | 2,238.51 | - | -0.0078 |
| Apr 12, 201 | 2,221.12 | 2,221.12 | 2,221.12 | 2,221.12 | 2,221.12 | - | 0.000293 |
| Apr 13, 201 | 2,221.12 | 2,233.27 | 2,212.73 | 2,221.77 | 2,221.77 | - | 9.9E-05 |
| Apr 14, 201 | 2,221.51 | 2,225.78 | 2,201.64 | 2,221.99 | 2,221.99 | - | 0.003912 |
| Apr 15, 201 | 2,222.32 | 2,236.15 | 2,220.57 | 2,230.70 | 2,230.70 | - | -0.01107 |
| Apr 18, 201 | 2,229.98 | 2,229.98 | 2,188.47 | 2,206.15 | 2,206.15 | - | 0.005745 |
| Apr 19, 201 | 2,206.24 | 2,218.90 | 2,204.18 | 2,218.86 | 2,218.86 | - | 0.013448 |
| Apr 20, 201 | 2,219.04 | 2,252.64 | 2,219.04 | 2,248.90 | 2,248.90 | - | 0.005295 |
| Apr 21, 201 | 2,249.25 | 2,260.93 | 2,249.25 | 2,260.84 | 2,260.84 | - | -0.00159 |
| Apr 25, 201 | 2,260.83 | 2,261.18 | 2,250.84 | 2,257.24 | 2,257.24 | - | 0.00894 |
| Apr 26, 201 | 2,257.48 | 2,281.56 | 2,257.48 | 2,277.51 | 2,277.51 | - | 0.006399 |
| Apr 27, 201 | 2,277.83 | 2,295.10 | 2,272.47 | 2,292.13 | 2,292.13 | - | 0.003628 |
| Apr 28, 201 | 2,292.03 | 2,302.31 | 2,288.59 | 2,300.46 | 2,300.46 | - | 0.002301 |
| Apr 29, 201 | 2,300.42 | 2,307.32 | 2,297.43 | 2,305.76 | 2,305.76 | - | -0.00175 |
| May 02, 20 | 2,305.76 | 2,317.55 | 2,297.24 | 2,301.72 | 2,301.72 | - | -0.00338 |
| May 03, 20 | 2,301.72 | 2,301.72 | 2,281.91 | 2,293.95 | 2,293.95 | - | -0.0067 |
| May 04, 20 | 2,294.15 | 2,294.15 | 2,268.25 | 2,278.63 | 2,278.63 | - | -0.00906 |
| May 05, 20 | 2,277.96 | 2,279.81 | 2,247.82 | 2,258.08 | 2,258.08 | - | 0.003929 |
| May 06, 20 | 2,258.96 | 2,290.68 | 2,258.84 | 2,266.97 | 2,266.97 | - | 0.004546 |
| May 09, 20 | 2,266.76 | 2,282.61 | 2,264.32 | 2,277.30 | 2,277.30 | - | 0.008056 |
| May 10, 20 | 2,295.72 | 2,295.72 | 2,295.72 | 2,295.72 | 2,295.72 | - | -0.01062 |
| May 11, 20 | 2,295.67 | 2,295.67 | 2,260.61 | 2,271.47 | 2,271.47 | - | 0.004993 |
| May 12, 20 | 2,282.84 | 2,282.84 | 2,282.84 | 2,282.84 | 2,282.84 | - | -0.00806 |
| May 13, 20 | 2,282.80 | 2,286.09 | 2,257.14 | 2,264.52 | 2,264.52 | - | -0.00616 |
| May 16, 20 | 2,264.50 | 2,273.86 | 2,246.88 | 2,250.61 | 2,250.61 | - | -0.00012 |
| May 17, 20 | 2,250.61 | 2,252.01 | 2,232.11 | 2,250.35 | 2,250.35 | - | 0.008945 |
| May 18, 20 | 2,249.84 | 2,272.10 | 2,246.24 | 2,270.57 | 2,270.57 | - | 0.002261 |
| May 19, 20 | 2,270.57 | 2,281.02 | 2,263.43 | 2,275.71 | 2,275.71 | - | -0.00772 |
| May 20, 20 | 2,275.39 | 2,275.39 | 2,253.76 | 2,258.21 | 2,258.21 | - | -0.01198 |
| May 23, 20 | 2,257.88 | 2,257.88 | 2,223.68 | 2,231.31 | 2,231.31 | - | -0.00082 |
| May 24, 20 | 2,231.88 | 2,242.08 | 2,225.39 | 2,229.49 | 2,229.49 | - | 0.003251 |
| May 25, 20 | 2,229.63 | 2,245.72 | 2,221.91 | 2,236.75 | 2,236.75 | - | 0.004185 |
| May 26, 20 | 2,237.04 | 2,250.36 | 2,226.49 | 2,246.13 | 2,246.13 | - | 0.004269 |
| May 27, 20 | 2,246.13 | 2,261.27 | 2,246.13 | 2,255.74 | 2,255.74 | - | 0.010548 |
| May 31, 20 | 2,279.66 | 2,279.66 | 2,279.66 | 2,279.66 | 2,279.66 | - | -0.02294 |
| Jun 01, 201 | 2,279.66 | 2,279.66 | 2,226.31 | 2,227.96 | 2,227.96 | - | -0.00117 |
| Jun 02, 201 | 2,227.96 | 2,233.87 | 2,212.81 | 2,225.36 | 2,225.36 | - | -0.00973 |
| Jun 03, 201 | 2,225.36 | 2,225.36 | 2,199.88 | 2,203.81 | 2,203.81 | - | -0.0108 |
| Jun 06, 201 | 2,203.98 | 2,203.98 | 2,177.63 | 2,180.14 | 2,180.14 | - | -0.00091 |
| Jun 07, 201 | 2,180.38 | 2,197.17 | 2,177.71 | 2,178.15 | 2,178.15 | - | -0.00398 |
| Jun 08, 201 | 2,177.62 | 2,181.70 | 2,165.38 | 2,169.50 | 2,169.50 | - | 0.007357 |
| Jun 09, 201 | 2,169.63 | 2,194.91 | 2,169.63 | 2,185.52 | 2,185.52 | - | -0.01406 |
| Jun 10, 201 | 2,184.84 | 2,184.84 | 2,150.38 | 2,155.00 | 2,155.00 | - | 0.000997 |
| Jun 13, 201 | 2,157.15 | 2,157.15 | 2,157.15 | 2,157.15 | 2,157.15 | - | 0.01259 |
| Jun 14, 201 | 2,157.81 | 2,192.21 | 2,157.81 | 2,184.48 | 2,184.48 | - | -0.01756 |
| Jun 15, 201 | 2,146.45 | 2,146.45 | 2,146.45 | 2,146.45 | 2,146.45 | - | 0.001922 |
| Jun 16, 201 | 2,146.63 | 2,161.19 | 2,133.97 | 2,150.58 | 2,150.58 | - | 0.003046 |
| Jun 17, 201 | 2,152.18 | 2,171.25 | 2,150.17 | 2,157.14 | 2,157.14 | - | 0.005391 |
| Jun 20, 201 | 2,157.13 | 2,172.28 | 2,150.45 | 2,168.80 | 2,168.80 | - | 0.013442 |
| Jun 21, 201 | 2,168.86 | 2,201.47 | 2,168.86 | 2,198.15 | 2,198.15 | - | -0.00644 |
| Jun 22, 201 | 2,198.08 | 2,203.39 | 2,183.34 | 2,184.03 | 2,184.03 | - | -0.00283 |
| Jun 23, 201 | 2,183.12 | 2,183.12 | 2,142.84 | 2,177.85 | 2,177.85 | - | -0.0118 |
| Jun 24, 201 | 2,177.08 | 2,178.59 | 2,150.27 | 2,152.31 | 2,152.31 | - | 0.009144 |
| Jun 27, 201 | 2,152.30 | 2,180.25 | 2,150.76 | 2,172.08 | 2,172.08 | - | 0.013081 |
| Jun 28, 201 | 2,172.27 | 2,200.68 | 2,172.27 | 2,200.68 | 2,200.68 | - | 0.00838 |
| Jun 29, 201 | 2,200.98 | 2,221.96 | 2,200.98 | 2,219.20 | 2,219.20 | - | 0.01007 |
| Jun 30, 201 | 2,219.59 | 2,243.91 | 2,219.59 | 2,241.66 | 2,241.66 | - | 0.014438 |
| Jul 01, 201 | 2,241.66 | 2,276.24 | 2,237.48 | 2,274.26 | 2,274.26 | - | -0.00131 |
| Jul 05, 201 | 2,274.13 | 2,276.32 | 2,265.14 | 2,271.29 | 2,271.29 | - | 0.001377 |
| Jul 06, 201 | 2,270.75 | 2,276.48 | 2,259.48 | 2,274.42 | 2,274.42 | - | 0.010449 |
| Jul 07, 201 | 2,275.09 | 2,303.73 | 2,275.09 | 2,298.31 | 2,298.31 | - | -0.00698 |
| Jul 08, 201 | 2,296.91 | 2,296.91 | 2,265.17 | 2,282.32 | 2,282.32 | - | -0.01824 |
| Jul 11, 201 | 2,281.48 | 2,281.48 | 2,235.81 | 2,241.07 | 2,241.07 | - | -0.00444 |
| Jul 12, 201 | 2,241.28 | 2,254.11 | 2,230.61 | 2,231.15 | 2,231.15 | - | 0.003195 |
| Jul 13, 201 | 2,232.52 | 2,261.44 | 2,232.52 | 2,238.29 | 2,238.29 | - | -0.00672 |
| Jul 14, 201 | 2,238.33 | 2,253.85 | 2,219.24 | 2,223.29 | 2,223.29 | - | 0.005544 |
| Jul 15, 201 | 2,223.29 | 2,238.28 | 2,220.99 | 2,235.65 | 2,235.65 | - | -0.00813 |
| Jul 18, 201 | 2,235.30 | 2,235.30 | 2,201.30 | 2,217.55 | 2,217.55 | - | 0.016175 |
| Jul 19, 201 | 2,253.71 | 2,253.71 | 2,253.71 | 2,253.71 | 2,253.71 | - | -0.00053 |
| Jul 20, 201 | 2,257.00 | 2,260.00 | 2,248.49 | 2,252.52 | 2,252.52 | - | 0.013542 |
| Jul 21, 201 | 2,252.20 | 2,288.47 | 2,252.20 | 2,283.23 | 2,283.23 | - | 0.000924 |
| Jul 22, 201 | 2,283.23 | 2,287.13 | 2,271.59 | 2,285.34 | 2,285.34 | - | -0.00565 |
| Jul 25, 201 | 2,284.16 | 2,284.16 | 2,261.68 | 2,272.47 | 2,272.47 | - | -0.00411 |
| Jul 26, 201 | 2,272.41 | 2,274.31 | 2,259.15 | 2,263.15 | 2,263.15 | - | -0.02047 |
| Jul 27, 201 | 2,263.10 | 2,263.10 | 2,214.80 | 2,217.29 | 2,217.29 | - | -0.00314 |
| Jul 28, 201 | 2,217.20 | 2,236.72 | 2,207.54 | 2,210.33 | 2,210.33 | - | -0.00647 |
| Jul 29, 201 | 2,209.39 | 2,216.27 | 2,180.07 | 2,196.08 | 2,196.08 | - | -0.00414 |
| Aug 01, 20 | 2,196.60 | 2,221.74 | 2,166.25 | 2,187.00 | 2,187.00 | - | -0.02589 |
| Aug 02, 20 | 2,186.35 | 2,186.35 | 2,131.07 | 2,131.10 | 2,131.10 | - | 0.005363 |
| Aug 03, 20 | 2,131.46 | 2,143.26 | 2,097.99 | 2,142.56 | 2,142.56 | - | -0.04895 |
| Aug 04, 20 | 2,142.38 | 2,142.38 | 2,039.21 | 2,040.20 | 2,040.20 | - | -0.00057 |
| Aug 05, 20 | 2,040.56 | 2,070.87 | 1,985.83 | 2,039.04 | 2,039.04 | - | -0.0688 |
| Aug 08, 20 | 1,903.47 | 1,903.47 | 1,903.47 | 1,903.47 | 1,903.47 | - | 0.046344 |
| Aug 09, 20 | 1,993.76 | 1,993.76 | 1,993.76 | 1,993.76 | 1,993.76 | - | -0.04474 |
| Aug 10, 20 | 1,992.46 | 1,992.46 | 1,901.05 | 1,906.53 | 1,906.53 | - | 0.045429 |
| Aug 11, 20 | 1,907.46 | 2,018.01 | 1,907.46 | 1,995.14 | 1,995.14 | - | 0.005264 |
| Aug 12, 20 | 1,995.54 | 2,023.04 | 1,991.91 | 2,005.67 | 2,005.67 | - | 0.021623 |
| Aug 15, 20 | 2,005.76 | 2,049.51 | 2,005.76 | 2,049.51 | 2,049.51 | - | -0.0096 |
| Aug 16, 20 | 2,049.06 | 2,049.06 | 2,008.74 | 2,029.92 | 2,029.92 | - | 0.001226 |
| Aug 17, 20 | 2,030.14 | 2,056.66 | 2,015.62 | 2,032.41 | 2,032.41 | - | -0.04555 |
| Aug 18, 20 | 1,941.92 | 1,941.92 | 1,941.92 | 1,941.92 | 1,941.92 | - | -0.01512 |
| Aug 19, 20 | 1,941.61 | 1,965.57 | 1,910.27 | 1,912.77 | 1,912.77 | - | 0.000261 |
| Aug 22, 20 | 1,913.27 | 1,913.27 | 1,913.27 | 1,913.27 | 1,913.27 | - | 0.033722 |
| Aug 23, 20 | 1,914.19 | 1,978.89 | 1,911.72 | 1,978.89 | 1,978.89 | - | 0.013173 |
| Aug 24, 20 | 1,978.57 | 2,006.49 | 1,968.59 | 2,005.13 | 2,005.13 | - | -0.01567 |
| Aug 25, 20 | 2,003.59 | 2,027.40 | 1,967.46 | 1,973.96 | 1,973.96 | - | 0.015158 |
| Aug 26, 20 | 1,973.25 | 2,011.35 | 1,934.18 | 2,004.11 | 2,004.11 | - | 0.028015 |
| Aug 29, 20 | 2,006.00 | 2,061.13 | 2,006.00 | 2,061.05 | 2,061.05 | - | 0.002578 |
| Aug 30, 20 | 2,060.49 | 2,078.10 | 2,036.67 | 2,066.37 | 2,066.37 | - | 0.005025 |
| Aug 31, 20 | 2,066.51 | 2,096.67 | 2,060.28 | 2,076.78 | 2,076.78 | - | -0.01186 |
| Sep 01, 201 | 2,077.16 | 2,094.49 | 2,051.15 | 2,052.30 | 2,052.30 | - | -0.02556 |
| Sep 02, 201 | 2,051.42 | 2,051.42 | 1,994.61 | 2,000.50 | 2,000.50 | - | -0.00744 |
| Sep 06, 201 | 2,000.50 | 2,000.50 | 1,942.84 | 1,985.67 | 1,985.67 | - | 0.028487 |
| Sep 07, 201 | 1,986.71 | 2,043.05 | 1,986.71 | 2,043.05 | 2,043.05 | - | -0.01064 |
| Sep 08, 201 | 2,041.95 | 2,052.89 | 2,016.99 | 2,021.42 | 2,021.42 | - | -0.02705 |
| Sep 09, 201 | 2,020.52 | 2,020.52 | 1,957.45 | 1,967.47 | 1,967.47 | - | 0.007005 |
| Sep 12, 201 | 1,966.22 | 1,981.61 | 1,936.51 | 1,981.30 | 1,981.30 | - | 0.009434 |
| Sep 13, 201 | 1,981.85 | 2,005.41 | 1,973.07 | 2,000.08 | 2,000.08 | - | 0.013389 |
| Sep 14, 201 | 2,000.84 | 2,050.39 | 1,982.78 | 2,027.04 | 2,027.04 | - | 0.017221 |
| Sep 15, 201 | 2,028.34 | 2,062.25 | 2,028.34 | 2,062.25 | 2,062.25 | - | 0.00571 |
| Sep 16, 201 | 2,062.42 | 2,080.92 | 2,054.31 | 2,074.06 | 2,074.06 | - | -0.00985 |
| Sep 19, 201 | 2,072.32 | 2,072.32 | 2,026.89 | 2,053.74 | 2,053.74 | - | -0.00163 |
| Sep 20, 201 | 2,054.44 | 2,081.55 | 2,048.96 | 2,050.39 | 2,050.39 | - | -0.02979 |
| Sep 21, 201 | 2,053.02 | 2,057.58 | 1,989.19 | 1,990.20 | 1,990.20 | - | -0.0324 |
| Sep 22, 201 | 1,986.43 | 1,986.43 | 1,900.57 | 1,926.76 | 1,926.76 | - | 0.006193 |
| Sep 23, 201 | 1,925.49 | 1,947.50 | 1,912.77 | 1,938.73 | 1,938.73 | - | 0.023067 |
| Sep 26, 201 | 1,939.54 | 1,986.10 | 1,929.59 | 1,983.97 | 1,983.97 | - | 0.010639 |
| Sep 27, 201 | 1,984.61 | 2,040.11 | 1,984.61 | 2,005.19 | 2,005.19 | - | -0.02065 |
| Sep 28, 201 | 2,005.22 | 2,021.13 | 1,962.59 | 1,964.20 | 1,964.20 | - | 0.008128 |
| Sep 29, 201 | 1,965.36 | 2,006.53 | 1,945.20 | 1,980.23 | 1,980.23 | - | -0.02528 |
| Sep 30, 201 | 1,979.43 | 1,979.43 | 1,930.65 | 1,930.79 | 1,930.79 | - | -0.02881 |
| Oct 03, 201 | 1,930.43 | 1,943.71 | 1,875.32 | 1,875.95 | 1,875.95 | - | 0.022371 |
| Oct 04, 201 | 1,872.87 | 1,920.14 | 1,834.21 | 1,918.39 | 1,918.39 | - | 0.018223 |
| Oct 05, 201 | 1,918.53 | 1,956.15 | 1,904.28 | 1,953.67 | 1,953.67 | - | 0.018229 |
| Oct 06, 201 | 1,953.80 | 1,990.41 | 1,938.14 | 1,989.61 | 1,989.61 | - | -0.00817 |
| Oct 07, 201 | 1,989.70 | 2,000.59 | 1,964.48 | 1,973.42 | 1,973.42 | - | 0.033554 |
| Oct 10, 201 | 1,978.00 | 2,040.80 | 1,978.00 | 2,040.76 | 2,040.76 | - | 0.000558 |
| Oct 11, 201 | 2,040.27 | 2,048.19 | 2,027.80 | 2,041.90 | 2,041.90 | - | 0.009902 |
| Oct 12, 201 | 2,043.02 | 2,084.10 | 2,043.02 | 2,062.22 | 2,062.22 | - | -0.00289 |
| Oct 13, 201 | 2,061.72 | 2,062.58 | 2,033.74 | 2,056.26 | 2,056.26 | - | 0.017227 |
| Oct 14, 201 | 2,059.66 | 2,092.05 | 2,059.66 | 2,091.99 | 2,091.99 | - | -0.01953 |
| Oct 17, 201 | 2,091.82 | 2,091.82 | 2,047.53 | 2,051.54 | 2,051.54 | - | 0.020213 |
| Oct 18, 201 | 2,051.36 | 2,106.63 | 2,035.52 | 2,093.43 | 2,093.43 | - | -0.01257 |
| Oct 19, 201 | 2,090.16 | 2,100.71 | 2,060.87 | 2,067.28 | 2,067.28 | - | 0.00457 |
| Oct 20, 201 | 2,067.35 | 2,083.77 | 2,045.85 | 2,076.75 | 2,076.75 | - | 0.018657 |
| Oct 21, 201 | 2,076.76 | 2,117.14 | 2,076.76 | 2,115.86 | 2,115.86 | - | 0.012806 |
| Oct 24, 201 | 2,116.66 | 2,147.14 | 2,116.66 | 2,143.13 | 2,143.13 | - | -0.02025 |
| Oct 25, 201 | 2,142.57 | 2,142.57 | 2,096.30 | 2,100.17 | 2,100.17 | - | 0.010492 |
| Oct 26, 201 | 2,100.37 | 2,129.60 | 2,086.52 | 2,122.32 | 2,122.32 | - | 0.033772 |
| Oct 27, 201 | 2,125.69 | 2,208.88 | 2,125.69 | 2,195.22 | 2,195.22 | - | 0.000414 |
| Oct 28, 201 | 2,194.87 | 2,199.47 | 2,182.26 | 2,196.13 | 2,196.13 | - | -0.02505 |
| Oct 31, 201 | 2,195.91 | 2,195.91 | 2,141.56 | 2,141.81 | 2,141.81 | - | -0.02834 |
| Nov 01, 20 | 2,137.88 | 2,137.88 | 2,077.07 | 2,081.97 | 2,081.97 | - | 0.016071 |
| Nov 02, 20 | 2,084.27 | 2,123.33 | 2,084.27 | 2,115.70 | 2,115.70 | - | 0.018809 |
| Nov 03, 20 | 2,155.87 | 2,155.87 | 2,155.87 | 2,155.87 | 2,155.87 | - | -0.0063 |
| Nov 04, 20 | 2,155.29 | 2,155.29 | 2,117.86 | 2,142.34 | 2,142.34 | - | 0.006356 |
| Nov 07, 20 | 2,142.31 | 2,156.83 | 2,121.01 | 2,156.00 | 2,156.00 | - | 0.012267 |
| Nov 08, 20 | 2,156.00 | 2,184.08 | 2,145.52 | 2,182.61 | 2,182.61 | - | -0.03729 |
| Nov 09, 20 | 2,181.34 | 2,181.34 | 2,098.30 | 2,102.72 | 2,102.72 | - | 0.008722 |
| Nov 10, 20 | 2,103.58 | 2,132.02 | 2,100.33 | 2,121.14 | 2,121.14 | - | 0.019302 |
| Nov 11, 20 | 2,121.87 | 2,167.83 | 2,121.87 | 2,162.48 | 2,162.48 | - | -0.00947 |
| Nov 14, 20 | 2,162.48 | 2,162.48 | 2,133.10 | 2,142.09 | 2,142.09 | - | 0.004987 |
| Nov 15, 20 | 2,142.09 | 2,163.43 | 2,129.48 | 2,152.80 | 2,152.80 | - | -0.01647 |
| Nov 16, 20 | 2,152.79 | 2,155.87 | 2,114.90 | 2,117.64 | 2,117.64 | - | -0.01693 |
| Nov 17, 20 | 2,117.64 | 2,119.04 | 2,070.59 | 2,082.10 | 2,082.10 | - | -0.00033 |
| Nov 18, 20 | 2,082.10 | 2,094.74 | 2,073.94 | 2,081.42 | 2,081.42 | - | -0.01877 |
| Nov 21, 20 | 2,081.42 | 2,081.42 | 2,026.95 | 2,042.71 | 2,042.71 | - | -0.00407 |
| Nov 22, 20 | 2,042.70 | 2,049.26 | 2,023.30 | 2,034.41 | 2,034.41 | - | -0.0223 |
| Nov 23, 20 | 2,034.42 | 2,034.42 | 1,989.47 | 1,989.54 | 1,989.54 | - | -0.00254 |
| Nov 25, 20 | 1,989.54 | 2,008.15 | 1,984.18 | 1,984.50 | 1,984.50 | - | 0.028954 |
| Nov 28, 20 | 1,984.51 | 2,050.76 | 1,984.51 | 2,042.80 | 2,042.80 | - | 0.002572 |
| Nov 29, 20 | 2,042.81 | 2,061.86 | 2,041.52 | 2,048.06 | 2,048.06 | - | 0.042547 |
| Nov 30, 20 | 2,050.68 | 2,137.08 | 2,050.68 | 2,137.08 | 2,137.08 | - | -0.00188 |
| Dec 01, 20 | 2,137.08 | 2,144.16 | 2,124.69 | 2,133.07 | 2,133.07 | - | -0.0002 |
| Dec 02, 20 | 2,133.07 | 2,159.63 | 2,130.96 | 2,132.64 | 2,132.64 | - | 0.010282 |
| Dec 05, 20 | 2,132.73 | 2,171.12 | 2,132.73 | 2,154.68 | 2,154.68 | - | 0.001123 |
| Dec 06, 20 | 2,154.68 | 2,170.02 | 2,147.74 | 2,157.10 | 2,157.10 | - | 0.002301 |
| Dec 07, 20 | 2,157.10 | 2,171.82 | 2,133.66 | 2,162.07 | 2,162.07 | - | -0.02134 |
| Dec 08, 20 | 2,162.07 | 2,162.07 | 2,111.43 | 2,116.41 | 2,116.41 | - | 0.016746 |
| Dec 09, 20 | 2,116.40 | 2,157.38 | 2,116.40 | 2,152.15 | 2,152.15 | - | -0.01498 |
| Dec 12, 20 | 2,151.90 | 2,151.90 | 2,104.24 | 2,120.15 | 2,120.15 | - | -0.00853 |
| Dec 13, 20 | 2,120.15 | 2,143.11 | 2,090.93 | 2,102.15 | 2,102.15 | - | -0.01131 |
| Dec 14, 20 | 2,102.14 | 2,102.14 | 2,074.25 | 2,078.51 | 2,078.51 | - | 0.003329 |
| Dec 15, 20 | 2,078.51 | 2,102.15 | 2,078.51 | 2,085.44 | 2,085.44 | - | 0.003227 |
| Dec 16, 20 | 2,085.43 | 2,111.66 | 2,084.49 | 2,092.18 | 2,092.18 | - | -0.01178 |
| Dec 19, 20 | 2,092.33 | 2,100.61 | 2,062.53 | 2,067.67 | 2,067.67 | - | 0.029545 |
| Dec 20, 20 | 2,067.67 | 2,131.94 | 2,067.67 | 2,129.67 | 2,129.67 | - | 0.001966 |
| Dec 21, 20 | 2,129.66 | 2,136.17 | 2,109.44 | 2,133.86 | 2,133.86 | - | 0.008484 |
| Dec 22, 20 | 2,133.86 | 2,153.59 | 2,133.86 | 2,152.04 | 2,152.04 | - | 0.009002 |
| Dec 23, 20 | 2,152.04 | 2,171.63 | 2,152.04 | 2,171.50 | 2,171.50 | - | 9.67E-05 |
| Dec 27, 20 | 2,171.50 | 2,178.43 | 2,166.30 | 2,171.71 | 2,171.71 | - | -0.01233 |
| Dec 28, 20 | 2,171.62 | 2,172.42 | 2,142.89 | 2,145.09 | 2,145.09 | - | 0.010679 |
| Dec 29, 20 | 2,145.10 | 2,168.96 | 2,145.10 | 2,168.12 | 2,168.12 | - | -0.00424 |
| Dec 30, 20 | 2,167.78 | 2,170.01 | 2,158.58 | 2,158.94 | 2,158.94 | - | 0.015379 |
| Jan 03, 201 | 2,158.93 | 2,205.23 | 2,158.93 | 2,192.40 | 2,192.40 | - | 0.000401 |
| Jan 04, 201 | 2,192.40 | 2,195.26 | 2,177.02 | 2,193.28 | 2,193.28 | - | 0.002936 |
| Jan 05, 201 | 2,193.27 | 2,203.15 | 2,172.60 | 2,199.73 | 2,199.73 | - | -0.00216 |
| Jan 06, 201 | 2,199.52 | 2,201.08 | 2,186.48 | 2,194.98 | 2,194.98 | - | 0.002284 |
| Jan 09, 201 | 2,194.99 | 2,202.17 | 2,189.52 | 2,200.00 | 2,200.00 | - | 0.008861 |
| Jan 10, 201 | 2,200.12 | 2,226.99 | 2,200.12 | 2,219.58 | 2,219.58 | - | 0.000405 |
| Jan 11, 201 | 2,219.47 | 2,222.50 | 2,208.14 | 2,220.48 | 2,220.48 | - | 0.002366 |
| Jan 12, 201 | 2,220.49 | 2,227.78 | 2,209.12 | 2,225.74 | 2,225.74 | - | -0.00496 |
| Jan 13, 201 | 2,225.74 | 2,225.74 | 2,195.07 | 2,214.73 | 2,214.73 | - | 0.003543 |
| Jan 17, 201 | 2,214.72 | 2,238.55 | 2,214.72 | 2,222.59 | 2,222.59 | - | 0.011208 |
| Jan 18, 201 | 2,222.59 | 2,247.64 | 2,218.00 | 2,247.64 | 2,247.64 | - | 0.004953 |
| Jan 19, 201 | 2,247.64 | 2,260.45 | 2,247.64 | 2,258.80 | 2,258.80 | - | 0.000695 |
| Jan 20, 201 | 2,258.79 | 2,260.37 | 2,249.64 | 2,260.37 | 2,260.37 | - | 0.000487 |
| Jan 23, 201 | 2,260.37 | 2,272.21 | 2,250.93 | 2,261.47 | 2,261.47 | - | -0.001 |
| Jan 24, 201 | 2,261.40 | 2,261.40 | 2,244.39 | 2,259.22 | 2,259.22 | - | 0.008643 |
| Jan 25, 201 | 2,259.21 | 2,282.67 | 2,247.18 | 2,278.83 | 2,278.83 | - | -0.00572 |
| Jan 26, 201 | 2,278.83 | 2,291.58 | 2,257.44 | 2,265.84 | 2,265.84 | - | -0.00154 |
| Jan 27, 201 | 2,265.84 | 2,268.59 | 2,254.31 | 2,262.35 | 2,262.35 | - | -0.00249 |
| Jan 30, 201 | 2,262.35 | 2,262.35 | 2,235.27 | 2,256.72 | 2,256.72 | - | -0.00046 |
| Jan 31, 201 | 2,256.71 | 2,271.13 | 2,245.94 | 2,255.69 | 2,255.69 | - | 0.009069 |
| Feb 01, 201 | 2,255.76 | 2,286.65 | 2,255.76 | 2,276.24 | 2,276.24 | - | 0.001177 |
| Feb 02, 201 | 2,276.24 | 2,284.89 | 2,271.91 | 2,278.92 | 2,278.92 | - | 0.014623 |
| Feb 03, 201 | 2,278.91 | 2,312.94 | 2,278.91 | 2,312.49 | 2,312.49 | - | -0.00041 |
| Feb 06, 201 | 2,312.48 | 2,312.48 | 2,299.90 | 2,311.55 | 2,311.55 | - | 0.00204 |
| Feb 07, 201 | 2,311.55 | 2,319.99 | 2,297.34 | 2,316.27 | 2,316.27 | - | 0.002518 |
| Feb 08, 201 | 2,316.25 | 2,323.01 | 2,307.59 | 2,322.11 | 2,322.11 | - | 0.001485 |
| Feb 09, 201 | 2,322.11 | 2,329.54 | 2,313.08 | 2,325.56 | 2,325.56 | - | -0.00689 |
| Feb 10, 201 | 2,325.56 | 2,325.56 | 2,300.59 | 2,309.60 | 2,309.60 | - | 0.006994 |
| Feb 13, 201 | 2,309.60 | 2,328.02 | 2,309.60 | 2,325.81 | 2,325.81 | - | -0.00078 |
| Feb 14, 201 | 2,325.81 | 2,325.81 | 2,307.02 | 2,324.00 | 2,324.00 | - | -0.00506 |
| Feb 15, 201 | 2,324.00 | 2,333.14 | 2,307.45 | 2,312.28 | 2,312.28 | - | 0.011113 |
| Feb 16, 201 | 2,312.28 | 2,339.22 | 2,308.94 | 2,338.12 | 2,338.12 | - | 0.002371 |
| Feb 17, 201 | 2,338.14 | 2,347.34 | 2,336.77 | 2,343.67 | 2,343.67 | - | 0.000742 |
| Feb 21, 201 | 2,343.67 | 2,354.88 | 2,338.42 | 2,345.41 | 2,345.41 | - | -0.00331 |
| Feb 22, 201 | 2,345.41 | 2,346.26 | 2,334.05 | 2,337.67 | 2,337.67 | - | 0.004456 |
| Feb 23, 201 | 2,337.67 | 2,348.90 | 2,328.41 | 2,348.11 | 2,348.11 | - | 0.0018 |
| Feb 24, 201 | 2,348.11 | 2,357.48 | 2,348.11 | 2,352.34 | 2,352.34 | - | 0.001444 |
| Feb 27, 201 | 2,352.34 | 2,362.86 | 2,333.70 | 2,355.74 | 2,355.74 | - | 0.003513 |
| Feb 28, 201 | 2,355.75 | 2,365.10 | 2,352.96 | 2,364.03 | 2,364.03 | - | -0.00458 |
| Feb 29, 201 | 2,364.04 | 2,374.11 | 2,349.87 | 2,353.23 | 2,353.23 | - | 0.006202 |
| Mar 01, 20 | 2,353.23 | 2,371.25 | 2,353.23 | 2,367.87 | 2,367.87 | - | -0.00321 |
| Mar 02, 20 | 2,367.87 | 2,368.61 | 2,354.67 | 2,360.28 | 2,360.28 | - | -0.00382 |
| Mar 05, 20 | 2,360.21 | 2,360.21 | 2,342.19 | 2,351.28 | 2,351.28 | - | -0.01546 |
| Mar 06, 20 | 2,351.27 | 2,351.27 | 2,309.51 | 2,315.21 | 2,315.21 | - | 0.007179 |
| Mar 07, 20 | 2,315.26 | 2,335.00 | 2,315.26 | 2,331.89 | 2,331.89 | - | 0.009866 |
| Mar 08, 20 | 2,331.90 | 2,359.60 | 2,331.90 | 2,355.01 | 2,355.01 | - | 0.003624 |
| Mar 09, 20 | 2,355.01 | 2,370.25 | 2,355.01 | 2,363.56 | 2,363.56 | - | 0.000228 |
| Mar 12, 20 | 2,363.57 | 2,367.29 | 2,356.36 | 2,364.10 | 2,364.10 | - | 0.018312 |
| Mar 13, 20 | 2,364.09 | 2,407.79 | 2,364.09 | 2,407.79 | 2,407.79 | - | -0.00117 |
| Mar 14, 20 | 2,407.79 | 2,413.78 | 2,397.58 | 2,404.98 | 2,404.98 | - | 0.005966 |
| Mar 15, 20 | 2,404.80 | 2,419.39 | 2,402.40 | 2,419.37 | 2,419.37 | - | 0.001124 |
| Mar 16, 20 | 2,419.29 | 2,425.03 | 2,417.44 | 2,422.09 | 2,422.09 | - | 0.003972 |
| Mar 19, 20 | 2,422.09 | 2,438.91 | 2,419.18 | 2,431.73 | 2,431.73 | - | -0.00299 |
| Mar 20, 20 | 2,431.73 | 2,431.73 | 2,410.91 | 2,424.46 | 2,424.46 | - | -0.00183 |
| Mar 21, 20 | 2,424.47 | 2,428.26 | 2,416.12 | 2,420.02 | 2,420.02 | - | -0.00718 |
| Mar 22, 20 | 2,420.01 | 2,420.01 | 2,395.58 | 2,402.71 | 2,402.71 | - | 0.003096 |
| Mar 23, 20 | 2,402.70 | 2,413.74 | 2,392.62 | 2,410.16 | 2,410.16 | - | 0.013796 |
| Mar 26, 20 | 2,410.17 | 2,443.70 | 2,410.17 | 2,443.64 | 2,443.64 | - | -0.00272 |
| Mar 27, 20 | 2,443.64 | 2,448.16 | 2,435.77 | 2,437.01 | 2,437.01 | - | -0.00471 |
| Mar 28, 20 | 2,437.01 | 2,438.93 | 2,410.58 | 2,425.55 | 2,425.55 | - | -0.00159 |
| Mar 29, 20 | 2,425.29 | 2,425.29 | 2,402.06 | 2,421.70 | 2,421.70 | - | 0.003697 |
| Mar 30, 20 | 2,421.71 | 2,434.84 | 2,418.67 | 2,430.67 | 2,430.67 | - | 0.007546 |
| Apr 02, 201 | 2,430.68 | 2,454.63 | 2,423.78 | 2,449.08 | 2,449.08 | - | -0.00376 |
| Apr 03, 201 | 2,448.97 | 2,448.97 | 2,424.18 | 2,439.89 | 2,439.89 | - | -0.01023 |
| Apr 04, 201 | 2,439.89 | 2,439.89 | 2,406.59 | 2,415.05 | 2,415.05 | - | -0.00027 |
| Apr 05, 201 | 2,415.05 | 2,419.61 | 2,404.70 | 2,414.40 | 2,414.40 | - | -0.0114 |
| Apr 09, 201 | 2,414.39 | 2,414.39 | 2,380.13 | 2,387.03 | 2,387.03 | - | -0.01722 |
| Apr 10, 201 | 2,387.03 | 2,388.43 | 2,344.16 | 2,346.27 | 2,346.27 | - | 0.007566 |
| Apr 11, 201 | 2,346.94 | 2,374.05 | 2,346.94 | 2,364.09 | 2,364.09 | - | 0.013695 |
| Apr 12, 201 | 2,364.10 | 2,397.64 | 2,364.10 | 2,396.69 | 2,396.69 | - | -0.01253 |
| Apr 13, 201 | 2,396.70 | 2,396.70 | 2,366.09 | 2,366.84 | 2,366.84 | - | -0.0005 |
| Apr 16, 201 | 2,366.86 | 2,382.92 | 2,358.41 | 2,365.65 | 2,365.65 | - | 0.01537 |
| Apr 17, 201 | 2,365.65 | 2,405.69 | 2,365.65 | 2,402.29 | 2,402.29 | - | -0.00405 |
| Apr 18, 201 | 2,402.30 | 2,402.30 | 2,389.43 | 2,392.57 | 2,392.57 | - | -0.00591 |
| Apr 19, 201 | 2,392.56 | 2,401.68 | 2,367.03 | 2,378.48 | 2,378.48 | - | 0.001193 |
| Apr 20, 201 | 2,378.48 | 2,396.48 | 2,378.48 | 2,381.32 | 2,381.32 | - | -0.00842 |
| Apr 23, 201 | 2,381.32 | 2,381.32 | 2,347.34 | 2,361.35 | 2,361.35 | - | 0.003673 |
| Apr 24, 201 | 2,361.40 | 2,376.22 | 2,361.40 | 2,370.04 | 2,370.04 | - | 0.01369 |
| Apr 25, 201 | 2,370.04 | 2,403.51 | 2,370.04 | 2,402.71 | 2,402.71 | - | 0.006711 |
| Apr 26, 201 | 2,402.62 | 2,422.41 | 2,396.96 | 2,418.89 | 2,418.89 | - | 0.002432 |
| Apr 27, 201 | 2,419.26 | 2,430.38 | 2,414.37 | 2,424.78 | 2,424.78 | - | -0.00387 |
| Apr 30, 201 | 2,424.79 | 2,424.79 | 2,408.61 | 2,415.42 | 2,415.42 | - | 0.005648 |
| May 01, 20 | 2,415.41 | 2,445.48 | 2,411.65 | 2,429.10 | 2,429.10 | - | -0.00239 |
| May 02, 20 | 2,428.54 | 2,428.54 | 2,408.87 | 2,423.29 | 2,423.29 | - | -0.00751 |
| May 03, 20 | 2,423.30 | 2,424.62 | 2,399.82 | 2,405.17 | 2,405.17 | - | -0.01625 |
| May 04, 20 | 2,405.16 | 2,405.16 | 2,364.39 | 2,366.39 | 2,366.39 | - | 0.000368 |
| May 07, 20 | 2,366.39 | 2,374.68 | 2,357.52 | 2,367.26 | 2,367.26 | - | -0.00415 |
| May 08, 20 | 2,367.26 | 2,367.26 | 2,329.61 | 2,357.45 | 2,357.45 | - | -0.00644 |
| May 09, 20 | 2,357.45 | 2,357.45 | 2,321.89 | 2,342.31 | 2,342.31 | - | 0.002822 |
| May 10, 20 | 2,342.32 | 2,361.86 | 2,342.32 | 2,348.93 | 2,348.93 | - | -0.00328 |
| May 11, 20 | 2,348.92 | 2,362.16 | 2,333.31 | 2,341.23 | 2,341.23 | - | -0.01107 |
| May 14, 20 | 2,341.23 | 2,341.23 | 2,312.24 | 2,315.45 | 2,315.45 | - | -0.00558 |
| May 15, 20 | 2,315.47 | 2,326.83 | 2,298.25 | 2,302.56 | 2,302.56 | - | -0.00407 |
| May 16, 20 | 2,302.77 | 2,321.79 | 2,292.42 | 2,293.21 | 2,293.21 | - | -0.01506 |
| May 17, 20 | 2,293.24 | 2,295.77 | 2,258.69 | 2,258.93 | 2,258.93 | - | -0.00741 |
| May 18, 20 | 2,258.93 | 2,271.70 | 2,236.73 | 2,242.25 | 2,242.25 | - | 0.015923 |
| May 21, 20 | 2,242.25 | 2,278.90 | 2,242.25 | 2,278.24 | 2,278.24 | - | 0.000509 |
| May 22, 20 | 2,278.42 | 2,299.78 | 2,268.19 | 2,279.40 | 2,279.40 | - | 0.001736 |
| May 23, 20 | 2,279.41 | 2,286.47 | 2,244.61 | 2,283.36 | 2,283.36 | - | 0.001536 |
| May 24, 20 | 2,283.12 | 2,292.48 | 2,268.89 | 2,286.87 | 2,286.87 | - | -0.00217 |
| May 25, 20 | 2,287.09 | 2,292.83 | 2,275.75 | 2,281.92 | 2,281.92 | - | 0.011178 |
| May 29, 20 | 2,281.92 | 2,311.51 | 2,281.92 | 2,307.57 | 2,307.57 | - | -0.01413 |
| May 30, 20 | 2,307.57 | 2,307.57 | 2,270.74 | 2,275.19 | 2,275.19 | - | -0.00217 |

| | | | | | | | |
|---|---|---|---|---|---|---|---|
| May 31, 20 | 2,275.19 | 2,286.08 | 2,250.20 | 2,270.25 | 2,270.25 | - | -0.0249 |
| Jun 01, 201 | 2,270.25 | 2,270.25 | 2,212.94 | 2,214.41 | 2,214.41 | - | 0.000131 |
| Jun 04, 201 | 2,214.40 | 2,222.13 | 2,194.89 | 2,214.70 | 2,214.70 | - | 0.00574 |
| Jun 05, 201 | 2,214.71 | 2,230.82 | 2,207.74 | 2,227.45 | 2,227.45 | - | 0.023064 |
| Jun 06, 201 | 2,227.65 | 2,279.42 | 2,227.65 | 2,279.42 | 2,279.42 | - | -6.1E-05 |
| Jun 07, 201 | 2,279.42 | 2,303.54 | 2,275.41 | 2,279.28 | 2,279.28 | - | 0.008101 |
| Jun 08, 201 | 2,279.28 | 2,298.04 | 2,266.77 | 2,297.82 | 2,297.82 | - | -0.01265 |
| Jun 11, 201 | 2,297.82 | 2,314.91 | 2,266.99 | 2,268.94 | 2,268.94 | - | 0.011594 |
| Jun 12, 201 | 2,268.93 | 2,295.59 | 2,265.02 | 2,295.40 | 2,295.40 | - | -0.00667 |
| Jun 13, 201 | 2,295.13 | 2,300.73 | 2,271.83 | 2,280.13 | 2,280.13 | - | 0.010774 |
| Jun 14, 201 | 2,280.13 | 2,312.33 | 2,278.88 | 2,304.83 | 2,304.83 | - | 0.010286 |
| Jun 15, 201 | 2,304.83 | 2,329.45 | 2,304.83 | 2,328.66 | 2,328.66 | - | 0.001463 |
| Jun 18, 201 | 2,328.67 | 2,338.00 | 2,314.14 | 2,332.07 | 2,332.07 | - | 0.009789 |
| Jun 19, 201 | 2,332.16 | 2,364.47 | 2,332.16 | 2,355.01 | 2,355.01 | - | -0.00164 |
| Jun 20, 201 | 2,355.11 | 2,361.13 | 2,335.36 | 2,351.14 | 2,351.14 | - | -0.02236 |
| Jun 21, 201 | 2,351.13 | 2,355.59 | 2,296.94 | 2,299.16 | 2,299.16 | - | 0.007147 |
| Jun 22, 201 | 2,299.15 | 2,320.48 | 2,299.15 | 2,315.65 | 2,315.65 | - | -0.01596 |
| Jun 25, 201 | 2,315.65 | 2,315.65 | 2,271.02 | 2,278.98 | 2,278.98 | - | 0.004763 |
| Jun 26, 201 | 2,278.98 | 2,297.20 | 2,273.05 | 2,289.86 | 2,289.86 | - | 0.009181 |
| Jun 27, 201 | 2,289.87 | 2,314.87 | 2,289.87 | 2,310.98 | 2,310.98 | - | -0.00206 |
| Jun 28, 201 | 2,310.98 | 2,310.98 | 2,278.84 | 2,306.22 | 2,306.22 | - | 0.024656 |
| Jun 29, 201 | 2,308.09 | 2,363.79 | 2,308.09 | 2,363.79 | 2,363.79 | - | 0.002518 |
| Jul 02, 201 | 2,364.09 | 2,371.04 | 2,352.58 | 2,369.75 | 2,369.75 | - | 0.00644 |
| Jul 03, 201 | 2,369.74 | 2,385.88 | 2,366.31 | 2,385.06 | 2,385.06 | - | -0.00469 |
| Jul 05, 201 | 2,385.06 | 2,385.06 | 2,366.07 | 2,373.91 | 2,373.91 | - | -0.00913 |
| Jul 06, 201 | 2,373.91 | 2,373.91 | 2,339.97 | 2,352.34 | 2,352.34 | - | -0.00163 |
| Jul 09, 201 | 2,352.35 | 2,352.65 | 2,338.46 | 2,348.52 | 2,348.52 | - | -0.00815 |
| Jul 10, 201 | 2,348.52 | 2,364.26 | 2,320.53 | 2,329.46 | 2,329.46 | - | 0.000107 |
| Jul 11, 201 | 2,329.45 | 2,335.58 | 2,315.39 | 2,329.71 | 2,329.71 | - | -0.005 |
| Jul 12, 201 | 2,329.70 | 2,329.70 | 2,301.93 | 2,318.09 | 2,318.09 | - | 0.016391 |
| Jul 13, 201 | 2,318.10 | 2,357.75 | 2,318.10 | 2,356.40 | 2,356.40 | - | -0.00232 |
| Jul 16, 201 | 2,356.39 | 2,357.22 | 2,342.46 | 2,350.94 | 2,350.94 | - | 0.007382 |
| Jul 17, 201 | 2,351.01 | 2,371.27 | 2,336.07 | 2,368.36 | 2,368.36 | - | 0.006809 |
| Jul 18, 201 | 2,368.36 | 2,388.49 | 2,360.51 | 2,384.54 | 2,384.54 | - | 0.002818 |
| Jul 19, 201 | 2,384.94 | 2,397.71 | 2,381.81 | 2,391.27 | 2,391.27 | - | -0.01009 |
| Jul 20, 201 | 2,391.27 | 2,391.27 | 2,366.43 | 2,367.26 | 2,367.26 | - | -0.00893 |
| Jul 23, 201 | 2,367.26 | 2,367.26 | 2,323.71 | 2,346.22 | 2,346.22 | - | -0.00908 |
| Jul 24, 201 | 2,346.23 | 2,347.91 | 2,309.27 | 2,325.02 | 2,325.02 | - | -0.0003 |
| Jul 25, 201 | 2,325.01 | 2,334.86 | 2,313.27 | 2,324.33 | 2,324.33 | - | 0.016437 |
| Jul 26, 201 | 2,324.34 | 2,368.13 | 2,324.34 | 2,362.85 | 2,362.85 | - | 0.018957 |
| Jul 27, 201 | 2,362.84 | 2,413.52 | 2,362.84 | 2,408.07 | 2,408.07 | - | -0.00045 |
| Jul 30, 201 | 2,408.07 | 2,418.09 | 2,400.20 | 2,406.99 | 2,406.99 | - | -0.00432 |
| Jul 31, 201 | 2,406.99 | 2,410.17 | 2,396.46 | 2,396.62 | 2,396.62 | - | -0.00288 |
| Aug 01, 20 | 2,396.61 | 2,406.46 | 2,386.24 | 2,389.73 | 2,389.73 | - | -0.00732 |
| Aug 02, 20 | 2,389.74 | 2,389.74 | 2,354.13 | 2,372.31 | 2,372.31 | - | 0.018981 |
| Aug 03, 20 | 2,372.31 | 2,422.99 | 2,372.31 | 2,417.77 | 2,417.77 | - | 0.002351 |
| Aug 06, 20 | 2,417.86 | 2,432.79 | 2,417.86 | 2,423.46 | 2,423.46 | - | 0.005112 |
| Aug 07, 20 | 2,423.46 | 2,445.90 | 2,423.46 | 2,435.88 | 2,435.88 | - | 0.000936 |
| Aug 08, 20 | 2,435.88 | 2,440.72 | 2,426.93 | 2,438.16 | 2,438.16 | - | 0.000849 |
| Aug 09, 20 | 2,438.16 | 2,444.52 | 2,432.21 | 2,440.23 | 2,440.23 | - | 0.002215 |
| Aug 10, 20 | 2,440.23 | 2,445.69 | 2,427.86 | 2,445.64 | 2,445.64 | - | -0.00106 |
| Aug 13, 20 | 2,445.65 | 2,445.65 | 2,430.77 | 2,443.05 | 2,443.05 | - | 4.5E-05 |
| Aug 14, 20 | 2,443.05 | 2,453.31 | 2,436.94 | 2,443.16 | 2,443.16 | - | 0.001497 |
| Aug 15, 20 | 2,443.09 | 2,449.78 | 2,439.72 | 2,446.82 | 2,446.82 | - | 0.007151 |
| Aug 16, 20 | 2,446.82 | 2,467.56 | 2,444.42 | 2,464.38 | 2,464.38 | - | 0.001873 |
| Aug 17, 20 | 2,464.37 | 2,469.86 | 2,462.91 | 2,469.00 | 2,469.00 | - | -4.1E-06 |
| Aug 20, 20 | 2,468.99 | 2,468.99 | 2,458.48 | 2,468.99 | 2,468.99 | - | -0.00348 |
| Aug 21, 20 | 2,468.99 | 2,483.87 | 2,456.33 | 2,460.41 | 2,460.41 | - | 0.000289 |
| Aug 22, 20 | 2,460.26 | 2,465.52 | 2,449.28 | 2,461.12 | 2,461.12 | - | -0.00809 |
| Aug 23, 20 | 2,461.11 | 2,461.11 | 2,438.55 | 2,441.29 | 2,441.29 | - | 0.006577 |
| Aug 24, 20 | 2,441.28 | 2,460.94 | 2,434.25 | 2,457.40 | 2,457.40 | - | -0.00048 |
| Aug 27, 20 | 2,457.41 | 2,466.18 | 2,453.89 | 2,456.22 | 2,456.22 | - | -0.00075 |
| Aug 28, 20 | 2,456.23 | 2,461.78 | 2,447.80 | 2,454.39 | 2,454.39 | - | 0.001083 |
| Aug 29, 20 | 2,454.39 | 2,462.45 | 2,449.64 | 2,457.05 | 2,457.05 | - | -0.0077 |
| Aug 30, 20 | 2,457.05 | 2,457.05 | 2,433.56 | 2,438.20 | 2,438.20 | - | 0.005073 |
| Aug 31, 20 | 2,438.19 | 2,461.91 | 2,437.29 | 2,450.60 | 2,450.60 | - | -0.00114 |
| Sep 04, 201 | 2,450.54 | 2,455.19 | 2,433.29 | 2,447.80 | 2,447.80 | - | -0.00081 |
| Sep 05, 201 | 2,447.80 | 2,454.54 | 2,441.49 | 2,445.81 | 2,445.81 | - | 0.020361 |
| Sep 06, 201 | 2,445.81 | 2,496.12 | 2,445.81 | 2,496.12 | 2,496.12 | - | 0.004098 |
| Sep 07, 201 | 2,496.13 | 2,506.37 | 2,495.09 | 2,506.37 | 2,506.37 | - | -0.00611 |
| Sep 10, 201 | 2,506.37 | 2,507.75 | 2,490.91 | 2,491.11 | 2,491.11 | - | 0.003142 |
| Sep 11, 201 | 2,491.20 | 2,506.24 | 2,491.20 | 2,498.95 | 2,498.95 | - | 0.002354 |
| Sep 12, 201 | 2,498.94 | 2,508.64 | 2,497.95 | 2,504.84 | 2,504.84 | - | 0.01631 |
| Sep 13, 201 | 2,504.83 | 2,552.26 | 2,502.74 | 2,546.03 | 2,546.03 | - | 0.003959 |
| Sep 14, 201 | 2,546.03 | 2,571.34 | 2,546.03 | 2,556.13 | 2,556.13 | - | -0.00308 |
| Sep 17, 201 | 2,556.13 | 2,556.13 | 2,541.79 | 2,548.26 | 2,548.26 | - | -0.00126 |
| Sep 18, 201 | 2,548.26 | 2,548.63 | 2,539.43 | 2,545.05 | 2,545.05 | - | 0.001202 |
| Sep 19, 201 | 2,545.36 | 2,555.18 | 2,542.53 | 2,548.11 | 2,548.11 | - | -0.00039 |
| Sep 20, 201 | 2,548.11 | 2,548.40 | 2,528.85 | 2,547.11 | 2,547.11 | - | -7.5E-05 |
| Sep 21, 201 | 2,547.24 | 2,558.98 | 2,545.80 | 2,546.92 | 2,546.92 | - | -0.00224 |
| Sep 24, 201 | 2,546.92 | 2,547.88 | 2,532.81 | 2,541.23 | 2,541.23 | - | -0.01044 |
| Sep 25, 201 | 2,541.23 | 2,552.31 | 2,514.55 | 2,514.83 | 2,514.83 | - | -0.00555 |
| Sep 26, 201 | 2,514.85 | 2,514.85 | 2,495.54 | 2,500.92 | 2,500.92 | - | 0.009673 |
| Sep 27, 201 | 2,500.93 | 2,530.38 | 2,500.93 | 2,525.23 | 2,525.23 | - | -0.00448 |
| Sep 28, 201 | 2,525.18 | 2,525.18 | 2,505.26 | 2,513.93 | 2,513.93 | - | 0.002693 |
| Oct 01, 201 | 2,514.32 | 2,542.64 | 2,514.32 | 2,520.71 | 2,520.71 | - | 0.00094 |
| Oct 02, 201 | 2,521.59 | 2,532.98 | 2,511.15 | 2,523.08 | 2,523.08 | - | 0.003841 |
| Oct 03, 201 | 2,523.07 | 2,537.99 | 2,516.89 | 2,532.79 | 2,532.79 | - | 0.007156 |
| Oct 04, 201 | 2,532.78 | 2,553.89 | 2,532.78 | 2,550.98 | 2,550.98 | - | 1.96E-05 |
| Oct 05, 201 | 2,550.99 | 2,567.68 | 2,543.13 | 2,551.03 | 2,551.03 | - | -0.00346 |
| Oct 08, 201 | 2,551.03 | 2,551.03 | 2,537.41 | 2,542.21 | 2,542.21 | - | -0.00991 |
| Oct 09, 201 | 2,542.21 | 2,542.21 | 2,516.56 | 2,517.14 | 2,517.14 | - | -0.00613 |
| Oct 10, 201 | 2,517.13 | 2,518.95 | 2,498.25 | 2,501.75 | 2,501.75 | - | 0.000364 |
| Oct 11, 201 | 2,501.74 | 2,521.53 | 2,501.74 | 2,502.66 | 2,502.66 | - | -0.00295 |
| Oct 12, 201 | 2,502.65 | 2,512.36 | 2,489.97 | 2,495.28 | 2,495.28 | - | 0.008047 |
| Oct 15, 201 | 2,495.28 | 2,517.41 | 2,493.01 | 2,515.44 | 2,515.44 | - | 0.01022 |
| Oct 16, 201 | 2,515.45 | 2,542.15 | 2,515.45 | 2,541.28 | 2,541.28 | - | 0.004229 |
| Oct 17, 201 | 2,541.28 | 2,553.94 | 2,538.63 | 2,552.05 | 2,552.05 | - | -0.00239 |
| Oct 18, 201 | 2,552.05 | 2,557.48 | 2,537.60 | 2,545.95 | 2,545.95 | - | -0.01669 |
| Oct 19, 201 | 2,545.94 | 2,545.94 | 2,498.32 | 2,503.80 | 2,503.80 | - | 0.000463 |
| Oct 22, 201 | 2,503.81 | 2,507.69 | 2,484.42 | 2,504.96 | 2,504.96 | - | -0.01455 |
| Oct 23, 201 | 2,504.96 | 2,504.96 | 2,459.59 | 2,468.78 | 2,468.78 | - | -0.00308 |
| Oct 24, 201 | 2,468.78 | 2,480.82 | 2,458.28 | 2,461.18 | 2,461.18 | - | 0.00301 |
| Oct 25, 201 | 2,461.17 | 2,482.54 | 2,454.97 | 2,468.60 | 2,468.60 | - | -0.00073 |
| Oct 26, 201 | 2,468.59 | 2,475.62 | 2,451.70 | 2,466.80 | 2,466.80 | - | 0.000288 |
| Oct 31, 201 | 2,466.80 | 2,478.65 | 2,456.37 | 2,467.51 | 2,467.51 | - | 0.010947 |
| Nov 01, 20 | 2,467.51 | 2,495.80 | 2,467.51 | 2,494.67 | 2,494.67 | - | -0.00941 |
| Nov 02, 20 | 2,494.67 | 2,506.34 | 2,469.01 | 2,471.30 | 2,471.30 | - | 0.00228 |
| Nov 05, 20 | 2,471.30 | 2,481.19 | 2,460.77 | 2,476.94 | 2,476.94 | - | 0.00785 |
| Nov 06, 20 | 2,476.95 | 2,505.00 | 2,476.95 | 2,496.46 | 2,496.46 | - | -0.02309 |
| Nov 07, 20 | 2,496.46 | 2,496.46 | 2,426.86 | 2,439.48 | 2,439.48 | - | -0.01227 |
| Nov 08, 20 | 2,439.47 | 2,451.11 | 2,409.70 | 2,409.72 | 2,409.72 | - | 0.001741 |
| Nov 09, 20 | 2,409.73 | 2,434.01 | 2,402.07 | 2,413.92 | 2,413.92 | - | 0.000133 |
| Nov 12, 20 | 2,413.93 | 2,422.67 | 2,409.32 | 2,414.24 | 2,414.24 | - | -0.00368 |
| Nov 13, 20 | 2,414.24 | 2,429.50 | 2,399.13 | 2,405.38 | 2,405.38 | - | -0.01358 |
| Nov 14, 20 | 2,405.39 | 2,415.19 | 2,367.17 | 2,372.94 | 2,372.94 | - | -0.00153 |
| Nov 15, 20 | 2,372.94 | 2,381.92 | 2,359.97 | 2,369.32 | 2,369.32 | - | 0.004926 |
| Nov 16, 20 | 2,369.33 | 2,384.33 | 2,351.85 | 2,381.02 | 2,381.02 | - | 0.019732 |
| Nov 19, 20 | 2,381.02 | 2,428.47 | 2,381.02 | 2,428.47 | 2,428.47 | - | 0.000749 |
| Nov 20, 20 | 2,428.48 | 2,433.52 | 2,411.48 | 2,430.29 | 2,430.29 | - | 0.002334 |
| Nov 21, 20 | 2,430.26 | 2,436.31 | 2,427.80 | 2,435.97 | 2,435.97 | - | 0.013087 |
| Nov 23, 20 | 2,435.98 | 2,468.06 | 2,435.98 | 2,468.06 | 2,468.06 | - | -0.002 |
| Nov 26, 20 | 2,468.05 | 2,468.05 | 2,447.99 | 2,463.12 | 2,463.12 | - | -0.00514 |
| Nov 27, 20 | 2,463.11 | 2,467.88 | 2,448.65 | 2,450.48 | 2,450.48 | - | 0.008124 |
| Nov 28, 20 | 2,450.47 | 2,470.47 | 2,426.98 | 2,470.47 | 2,470.47 | - | 0.004423 |
| Nov 29, 20 | 2,470.51 | 2,487.58 | 2,469.27 | 2,481.42 | 2,481.42 | - | 0.000161 |
| Nov 30, 20 | 2,481.41 | 2,486.51 | 2,473.84 | 2,481.82 | 2,481.82 | - | -0.00475 |
| Dec 03, 20 | 2,481.82 | 2,494.98 | 2,468.29 | 2,470.07 | 2,470.07 | - | -0.00169 |
| Dec 04, 20 | 2,470.08 | 2,476.30 | 2,460.49 | 2,465.90 | 2,465.90 | - | 0.0019 |
| Dec 05, 20 | 2,465.90 | 2,480.75 | 2,450.78 | 2,470.59 | 2,470.59 | - | 0.00356 |
| Dec 06, 20 | 2,470.60 | 2,479.40 | 2,464.72 | 2,479.40 | 2,479.40 | - | 0.002996 |
| Dec 07, 20 | 2,479.40 | 2,490.55 | 2,474.09 | 2,486.84 | 2,486.84 | - | 0.000378 |
| Dec 10, 20 | 2,486.83 | 2,493.07 | 2,482.57 | 2,487.78 | 2,487.78 | - | 0.006531 |
| Dec 11, 20 | 2,487.78 | 2,513.97 | 2,487.78 | 2,504.08 | 2,504.08 | - | 0.000671 |
| Dec 12, 20 | 2,504.08 | 2,522.93 | 2,502.31 | 2,505.76 | 2,505.76 | - | -0.00608 |
| Dec 13, 20 | 2,505.76 | 2,510.81 | 2,483.89 | 2,490.56 | 2,490.56 | - | -0.0041 |
| Dec 14, 20 | 2,490.57 | 2,490.57 | 2,477.39 | 2,480.36 | 2,480.36 | - | 0.011815 |
| Dec 17, 20 | 2,480.36 | 2,510.22 | 2,480.36 | 2,509.84 | 2,509.84 | - | 0.011441 |
| Dec 18, 20 | 2,509.84 | 2,540.69 | 2,509.84 | 2,538.72 | 2,538.72 | - | -0.00758 |
| Dec 19, 20 | 2,538.72 | 2,540.40 | 2,519.44 | 2,519.54 | 2,519.54 | - | 0.005687 |
| Dec 20, 20 | 2,519.54 | 2,533.91 | 2,514.29 | 2,533.91 | 2,533.91 | - | -0.00935 |
| Dec 21, 20 | 2,533.90 | 2,533.90 | 2,496.90 | 2,510.32 | 2,510.32 | - | -0.00232 |
| Dec 24, 20 | 2,510.32 | 2,510.32 | 2,500.68 | 2,504.51 | 2,504.51 | - | -0.00479 |
| Dec 26, 20 | 2,504.51 | 2,509.35 | 2,486.60 | 2,492.54 | 2,492.54 | - | -0.00103 |
| Dec 27, 20 | 2,492.55 | 2,497.54 | 2,460.90 | 2,489.97 | 2,489.97 | - | -0.01101 |
| Dec 28, 20 | 2,489.98 | 2,489.98 | 2,460.97 | 2,462.71 | 2,462.71 | - | 0.016803 |
| Dec 31, 20 | 2,462.71 | 2,505.26 | 2,455.12 | 2,504.44 | 2,504.44 | - | 0.025276 |
| Jan 02, 201 | 2,504.45 | 2,568.55 | 2,504.45 | 2,568.55 | 2,568.55 | - | -0.00209 |
| Jan 03, 201 | 2,568.55 | 2,573.91 | 2,556.48 | 2,563.19 | 2,563.19 | - | 0.004853 |
| Jan 04, 201 | 2,563.19 | 2,578.25 | 2,562.54 | 2,575.66 | 2,575.66 | - | -0.00312 |
| Jan 07, 201 | 2,575.66 | 2,575.66 | 2,558.43 | 2,567.63 | 2,567.63 | - | -0.00291 |
| Jan 08, 201 | 2,567.63 | 2,567.63 | 2,549.62 | 2,560.17 | 2,560.17 | - | 0.002672 |
| Jan 09, 201 | 2,560.18 | 2,573.42 | 2,560.18 | 2,567.02 | 2,567.02 | - | 0.007568 |
| Jan 10, 201 | 2,567.02 | 2,586.78 | 2,567.02 | 2,586.52 | 2,586.52 | - | 6.57E-05 |
| Jan 11, 201 | 2,586.52 | 2,587.62 | 2,578.56 | 2,586.69 | 2,586.69 | - | -0.00094 |
| Jan 14, 201 | 2,586.68 | 2,586.68 | 2,575.50 | 2,584.27 | 2,584.27 | - | 0.001133 |
| Jan 15, 201 | 2,584.27 | 2,588.87 | 2,572.25 | 2,587.20 | 2,587.20 | - | 0.000317 |
| Jan 16, 201 | 2,587.20 | 2,590.03 | 2,578.97 | 2,588.02 | 2,588.02 | - | 0.005633 |
| Jan 17, 201 | 2,588.02 | 2,610.04 | 2,588.02 | 2,602.64 | 2,602.64 | - | 0.003414 |
| Jan 18, 201 | 2,602.64 | 2,611.54 | 2,593.73 | 2,611.54 | 2,611.54 | - | 0.004462 |
| Jan 22, 201 | 2,611.55 | 2,623.22 | 2,603.08 | 2,623.22 | 2,623.22 | - | 0.001527 |
| Jan 23, 201 | 2,623.22 | 2,629.50 | 2,618.58 | 2,627.23 | 2,627.23 | - | 3.81E-05 |
| Jan 24, 201 | 2,627.23 | 2,640.34 | 2,618.30 | 2,627.33 | 2,627.33 | - | 0.005432 |
| Jan 25, 201 | 2,627.34 | 2,642.14 | 2,627.34 | 2,641.64 | 2,641.64 | - | -0.00182 |
| Jan 28, 201 | 2,641.64 | 2,642.01 | 2,629.99 | 2,636.83 | 2,636.83 | - | 0.005144 |
| Jan 29, 201 | 2,636.84 | 2,652.96 | 2,633.17 | 2,650.43 | 2,650.43 | - | -0.00365 |
| Jan 30, 201 | 2,650.43 | 2,654.12 | 2,636.84 | 2,640.77 | 2,640.77 | - | -0.00251 |
| Jan 31, 201 | 2,640.76 | 2,644.61 | 2,631.62 | 2,634.16 | 2,634.16 | - | 0.010025 |
| Feb 01, 201 | 2,634.16 | 2,662.78 | 2,634.16 | 2,660.70 | 2,660.70 | - | -0.01159 |
| Feb 04, 201 | 2,660.69 | 2,660.69 | 2,628.78 | 2,630.05 | 2,630.05 | - | 0.010481 |
| Feb 05, 201 | 2,630.05 | 2,663.90 | 2,630.05 | 2,657.76 | 2,657.76 | - | 0.000673 |
| Feb 06, 201 | 2,657.77 | 2,659.95 | 2,646.20 | 2,659.55 | 2,659.55 | - | -0.0014 |
| Feb 07, 201 | 2,659.56 | 2,660.93 | 2,635.58 | 2,655.84 | 2,655.84 | - | 0.005636 |
| Feb 08, 201 | 2,655.83 | 2,671.49 | 2,655.83 | 2,670.85 | 2,670.85 | - | -0.00055 |
| Feb 11, 201 | 2,670.86 | 2,671.47 | 2,663.26 | 2,669.37 | 2,669.37 | - | 0.001647 |
| Feb 12, 201 | 2,669.37 | 2,678.61 | 2,666.90 | 2,673.77 | 2,673.77 | - | 0.001058 |
| Feb 13, 201 | 2,673.77 | 2,682.96 | 2,667.63 | 2,676.60 | 2,676.60 | - | 0.00081 |
| Feb 14, 201 | 2,676.60 | 2,681.55 | 2,665.56 | 2,678.77 | 2,678.77 | - | -0.00096 |
| Feb 15, 201 | 2,678.77 | 2,683.79 | 2,666.02 | 2,676.21 | 2,676.21 | - | 0.007464 |
| Feb 19, 201 | 2,676.20 | 2,696.26 | 2,676.20 | 2,696.26 | 2,696.26 | - | -0.01243 |
| Feb 20, 201 | 2,696.26 | 2,696.26 | 2,661.87 | 2,662.94 | 2,662.94 | - | -0.0061 |
| Feb 21, 201 | 2,662.93 | 2,662.93 | 2,637.11 | 2,646.75 | 2,646.75 | - | 0.008881 |
| Feb 22, 201 | 2,646.75 | 2,670.36 | 2,646.75 | 2,670.36 | 2,670.36 | - | -0.01848 |
| Feb 25, 201 | 2,670.36 | 2,688.34 | 2,621.46 | 2,621.46 | 2,621.46 | - | 0.006248 |
| Feb 26, 201 | 2,621.47 | 2,640.88 | 2,616.67 | 2,637.89 | 2,637.89 | - | 0.012889 |
| Feb 27, 201 | 2,637.89 | 2,678.67 | 2,634.29 | 2,672.11 | 2,672.11 | - | -0.00082 |
| Feb 28, 201 | 2,672.11 | 2,688.59 | 2,669.49 | 2,669.92 | 2,669.92 | - | 0.002342 |
| Mar 01, 20 | 2,669.92 | 2,679.28 | 2,646.73 | 2,676.18 | 2,676.18 | - | 0.004608 |
| Mar 04, 20 | 2,676.18 | 2,688.60 | 2,665.90 | 2,688.54 | 2,688.54 | - | 0.009554 |
| Mar 05, 20 | 2,688.54 | 2,720.68 | 2,688.54 | 2,714.35 | 2,714.35 | - | 0.00137 |
| Mar 06, 20 | 2,714.35 | 2,723.94 | 2,711.46 | 2,718.07 | 2,718.07 | - | 0.001911 |
| Mar 07, 20 | 2,718.07 | 2,725.69 | 2,718.07 | 2,723.27 | 2,723.27 | - | 0.004543 |
| Mar 08, 20 | 2,723.27 | 2,737.72 | 2,720.95 | 2,735.67 | 2,735.67 | - | 0.003335 |
| Mar 11, 20 | 2,735.67 | 2,744.81 | 2,728.93 | 2,744.81 | 2,744.81 | - | -0.00236 |
| Mar 12, 20 | 2,744.80 | 2,745.74 | 2,730.78 | 2,738.35 | 2,738.35 | - | 0.001649 |
| Mar 13, 20 | 2,738.36 | 2,745.25 | 2,730.91 | 2,742.87 | 2,742.87 | - | 0.00561 |
| Mar 14, 20 | 2,742.88 | 2,758.40 | 2,742.88 | 2,758.30 | 2,758.30 | - | -0.00163 |
| Mar 15, 20 | 2,758.29 | 2,758.98 | 2,745.08 | 2,753.82 | 2,753.82 | - | -0.00551 |
| Mar 18, 20 | 2,753.83 | 2,753.83 | 2,726.36 | 2,738.68 | 2,738.68 | - | -0.00241 |
| Mar 19, 20 | 2,738.67 | 2,747.76 | 2,714.82 | 2,732.09 | 2,732.09 | - | 0.006687 |
| Mar 20, 20 | 2,732.09 | 2,755.33 | 2,732.09 | 2,750.42 | 2,750.42 | - | -0.0083 |
| Mar 21, 20 | 2,750.41 | 2,750.41 | 2,723.66 | 2,727.69 | 2,727.69 | - | 0.007145 |
| Mar 22, 20 | 2,727.68 | 2,748.72 | 2,727.68 | 2,747.25 | 2,747.25 | - | -0.00334 |
| Mar 25, 20 | 2,747.25 | 2,761.32 | 2,728.48 | 2,738.08 | 2,738.08 | - | 0.00809 |
| Mar 26, 20 | 2,738.08 | 2,760.32 | 2,738.08 | 2,760.32 | 2,760.32 | - | -0.00053 |
| Mar 27, 20 | 2,760.32 | 2,760.85 | 2,739.36 | 2,758.85 | 2,758.85 | - | 0.004051 |
| Mar 28, 20 | 2,758.85 | 2,771.93 | 2,755.72 | 2,770.05 | 2,770.05 | - | -0.00442 |
| Apr 01, 201 | 2,770.06 | 2,772.49 | 2,751.17 | 2,757.83 | 2,757.83 | - | 0.005165 |
| Apr 02, 201 | 2,757.82 | 2,778.10 | 2,757.82 | 2,772.11 | 2,772.11 | - | -0.01042 |
| Apr 03, 201 | 2,772.11 | 2,774.16 | 2,736.01 | 2,743.38 | 2,743.38 | - | 0.004107 |
| Apr 04, 201 | 2,743.38 | 2,759.05 | 2,741.37 | 2,754.67 | 2,754.67 | - | -0.0043 |
| Apr 05, 201 | 2,754.67 | 2,754.67 | 2,718.56 | 2,742.86 | 2,742.86 | - | 0.00661 |
| Apr 08, 201 | 2,742.86 | 2,761.05 | 2,734.65 | 2,761.05 | 2,761.05 | - | 0.003539 |
| Apr 09, 201 | 2,761.05 | 2,780.11 | 2,757.32 | 2,770.84 | 2,770.84 | - | 0.012185 |
| Apr 10, 201 | 2,770.85 | 2,806.83 | 2,770.85 | 2,804.81 | 2,804.81 | - | 0.003634 |
| Apr 11, 201 | 2,804.80 | 2,821.50 | 2,802.14 | 2,815.02 | 2,815.02 | - | -0.00282 |
| Apr 12, 201 | 2,815.02 | 2,815.02 | 2,791.50 | 2,807.10 | 2,807.10 | - | -0.02323 |
| Apr 15, 201 | 2,807.09 | 2,807.09 | 2,742.48 | 2,742.63 | 2,742.63 | - | 0.014202 |
| Apr 16, 201 | 2,742.62 | 2,783.15 | 2,742.62 | 2,781.86 | 2,781.86 | - | -0.01443 |
| Apr 17, 201 | 2,781.86 | 2,781.86 | 2,727.48 | 2,742.01 | 2,742.01 | - | -0.00669 |
| Apr 18, 201 | 2,742.00 | 2,745.98 | 2,714.23 | 2,723.72 | 2,723.72 | - | 0.008853 |
| Apr 19, 201 | 2,723.72 | 2,748.95 | 2,720.64 | 2,747.94 | 2,747.94 | - | 0.004669 |
| Apr 22, 201 | 2,747.93 | 2,766.13 | 2,735.46 | 2,760.80 | 2,760.80 | - | 0.010363 |
| Apr 23, 201 | 2,760.80 | 2,790.93 | 2,760.80 | 2,789.56 | 2,789.56 | - | 0.000133 |
| Apr 24, 201 | 2,789.56 | 2,797.00 | 2,784.30 | 2,789.93 | 2,789.93 | - | 0.00406 |
| Apr 25, 201 | 2,789.93 | 2,814.30 | 2,789.93 | 2,801.28 | 2,801.28 | - | -0.0018 |
| Apr 26, 201 | 2,801.28 | 2,802.38 | 2,787.87 | 2,796.24 | 2,796.24 | - | 0.00718 |
| Apr 29, 201 | 2,796.25 | 2,821.71 | 2,796.25 | 2,816.39 | 2,816.39 | - | 0.002493 |
| Apr 30, 201 | 2,816.40 | 2,823.42 | 2,803.97 | 2,823.42 | 2,823.42 | - | -0.0093 |
| May 01, 20 | 2,823.43 | 2,823.43 | 2,794.64 | 2,797.28 | 2,797.28 | - | 0.009443 |
| May 02, 20 | 2,797.27 | 2,825.37 | 2,797.27 | 2,823.82 | 2,823.82 | - | 0.010589 |
| May 03, 20 | 2,823.82 | 2,860.71 | 2,823.82 | 2,853.88 | 2,853.88 | - | 0.001911 |
| May 06, 20 | 2,853.89 | 2,863.35 | 2,853.52 | 2,859.34 | 2,859.34 | - | 0.005274 |
| May 07, 20 | 2,859.34 | 2,874.46 | 2,857.89 | 2,874.46 | 2,874.46 | - | 0.004564 |
| May 08, 20 | 2,874.45 | 2,887.61 | 2,868.80 | 2,887.61 | 2,887.61 | - | -0.00323 |
| May 09, 20 | 2,887.61 | 2,891.71 | 2,870.63 | 2,878.30 | 2,878.30 | - | 0.004323 |
| May 10, 20 | 2,878.30 | 2,890.77 | 2,873.06 | 2,890.77 | 2,890.77 | - | 0.000138 |
| May 13, 20 | 2,887.94 | 2,894.80 | 2,878.51 | 2,891.17 | 2,891.17 | - | 0.010306 |
| May 14, 20 | 2,891.14 | 2,921.85 | 2,891.14 | 2,921.12 | 2,921.12 | - | 0.005415 |
| May 15, 20 | 2,918.98 | 2,940.81 | 2,914.70 | 2,936.98 | 2,936.98 | - | -0.00498 |
| May 16, 20 | 2,935.72 | 2,940.00 | 2,919.09 | 2,922.40 | 2,922.40 | - | 0.010267 |
| May 17, 20 | 2,925.90 | 2,952.56 | 2,925.90 | 2,952.56 | 2,952.56 | - | -0.00069 |
| May 20, 20 | 2,949.44 | 2,962.05 | 2,945.63 | 2,950.53 | 2,950.53 | - | 0.001747 |
| May 21, 20 | 2,950.37 | 2,965.33 | 2,944.44 | 2,955.69 | 2,955.69 | - | -0.00819 |
| May 22, 20 | 2,956.10 | 2,987.60 | 2,919.74 | 2,931.58 | 2,931.58 | - | -0.00278 |
| May 23, 20 | 2,924.97 | 2,931.85 | 2,896.67 | 2,923.43 | 2,923.43 | - | -0.00053 |
| May 24, 20 | 2,916.62 | 2,922.13 | 2,899.57 | 2,921.88 | 2,921.88 | - | 0.006335 |
| May 28, 20 | 2,927.24 | 2,965.42 | 2,927.24 | 2,940.45 | 2,940.45 | - | -0.00692 |
| May 29, 20 | 2,934.27 | 2,934.27 | 2,905.49 | 2,920.18 | 2,920.18 | - | 0.003831 |
| May 30, 20 | 2,921.56 | 2,944.17 | 2,920.64 | 2,931.39 | 2,931.39 | - | -0.01441 |
| May 31, 20 | 2,927.35 | 2,939.44 | 2,889.45 | 2,889.46 | 2,889.46 | - | 0.006021 |
| Jun 03, 201 | 2,891.18 | 2,906.91 | 2,875.25 | 2,906.91 | 2,906.91 | - | -0.00548 |
| Jun 04, 201 | 2,907.46 | 2,917.56 | 2,877.19 | 2,891.02 | 2,891.02 | - | -0.01363 |
| Jun 05, 201 | 2,886.88 | 2,887.23 | 2,847.98 | 2,851.89 | 2,851.89 | - | 0.008592 |
| Jun 06, 201 | 2,852.58 | 2,876.50 | 2,833.49 | 2,876.50 | 2,876.50 | - | 0.012767 |
| Jun 07, 201 | 2,881.31 | 2,915.22 | 2,881.31 | 2,913.46 | 2,913.46 | - | -0.00028 |
| Jun 10, 201 | 2,915.75 | 2,922.52 | 2,906.26 | 2,912.63 | 2,912.63 | - | -0.0102 |
| Jun 11, 201 | 2,905.23 | 2,907.50 | 2,877.68 | 2,883.07 | 2,883.07 | - | -0.00817 |
| Jun 12, 201 | 2,889.82 | 2,903.53 | 2,856.10 | 2,859.62 | 2,859.62 | - | 0.014822 |
| Jun 13, 201 | 2,858.95 | 2,906.99 | 2,851.86 | 2,902.32 | 2,902.32 | - | -0.0059 |
| Jun 14, 201 | 2,900.82 | 2,910.13 | 2,880.32 | 2,885.24 | 2,885.24 | - | 0.007555 |
| Jun 17, 201 | 2,892.19 | 2,920.30 | 2,891.65 | 2,907.12 | 2,907.12 | - | 0.007775 |
| Jun 18, 201 | 2,908.41 | 2,933.99 | 2,908.41 | 2,929.81 | 2,929.81 | - | -0.01394 |
| Jun 19, 201 | 2,929.85 | 2,930.95 | 2,889.20 | 2,889.25 | 2,889.25 | - | -0.02517 |
| Jun 20, 201 | 2,881.61 | 2,881.61 | 2,810.44 | 2,817.44 | 2,817.44 | - | 0.002669 |
| Jun 21, 201 | 2,818.20 | 2,836.93 | 2,799.29 | 2,824.97 | 2,824.97 | - | -0.01222 |
| Jun 24, 201 | 2,818.48 | 2,818.48 | 2,768.16 | 2,790.66 | 2,790.66 | - | 0.009551 |
| Jun 25, 201 | 2,798.52 | 2,827.33 | 2,797.86 | 2,817.44 | 2,817.44 | - | 0.009748 |
| Jun 26, 201 | 2,824.97 | 2,850.75 | 2,824.97 | 2,845.04 | 2,845.04 | - | 0.006265 |
| Jun 27, 201 | 2,850.69 | 2,874.73 | 2,850.69 | 2,862.92 | 2,862.92 | - | -0.00429 |
| Jun 28, 201 | 2,859.23 | 2,867.77 | 2,841.38 | 2,850.66 | 2,850.66 | - | 0.00551 |
| Jul 01, 201 | 2,856.88 | 2,886.66 | 2,856.88 | 2,866.41 | 2,866.41 | - | -0.00032 |
| Jul 02, 201 | 2,865.84 | 2,883.50 | 2,852.50 | 2,865.48 | 2,865.48 | - | 0.000827 |
| Jul 03, 201 | 2,860.87 | 2,874.17 | 2,848.61 | 2,867.85 | 2,867.85 | - | 0.010155 |
| Jul 05, 201 | 2,873.62 | 2,897.16 | 2,866.73 | 2,897.12 | 2,897.12 | - | 0.005535 |
| Jul 08, 201 | 2,902.09 | 2,920.69 | 2,902.09 | 2,913.20 | 2,913.20 | - | 0.00722 |
| Jul 09, 201 | 2,917.57 | 2,937.60 | 2,917.57 | 2,934.31 | 2,934.31 | - | 0.000225 |
| Jul 10, 201 | 2,933.09 | 2,944.38 | 2,926.22 | 2,934.97 | 2,934.97 | - | 0.013567 |
| Jul 11, 201 | 2,943.78 | 2,977.91 | 2,943.78 | 2,975.06 | 2,975.06 | - | 0.003081 |
| Jul 12, 201 | 2,975.48 | 2,984.24 | 2,970.33 | 2,984.24 | 2,984.24 | - | 0.001376 |
| Jul 15, 201 | 2,983.18 | 2,991.88 | 2,980.16 | 2,988.35 | 2,988.35 | - | -0.00372 |
| Jul 16, 201 | 2,988.70 | 2,990.53 | 2,969.47 | 2,977.26 | 2,977.26 | - | 0.002881 |
| Jul 17, 201 | 2,980.52 | 2,992.62 | 2,980.52 | 2,985.85 | 2,985.85 | - | 0.005131 |
| Jul 18, 201 | 2,986.43 | 3,007.87 | 2,986.43 | 3,001.21 | 3,001.21 | - | 0.001638 |
| Jul 19, 201 | 2,995.58 | 3,006.13 | 2,991.94 | 3,006.13 | 3,006.13 | - | 0.00205 |
| Jul 22, 201 | 3,010.31 | 3,015.94 | 3,003.67 | 3,012.30 | 3,012.30 | - | -0.00185 |
| Jul 23, 201 | 3,014.26 | 3,018.06 | 3,004.59 | 3,006.72 | 3,006.72 | - | -0.00381 |
| Jul 24, 201 | 3,013.28 | 3,017.40 | 2,989.32 | 2,995.30 | 2,995.30 | - | 0.002571 |
| Jul 25, 201 | 2,994.05 | 3,004.16 | 2,984.92 | 3,003.01 | 3,003.01 | - | 0.000832 |
| Jul 26, 201 | 2,997.80 | 3,005.83 | 2,977.80 | 3,005.51 | 3,005.51 | - | -0.00369 |
| Jul 29, 201 | 3,003.32 | 3,004.38 | 2,988.29 | 2,994.45 | 2,994.45 | - | 0.000411 |
| Jul 30, 201 | 2,999.16 | 3,008.53 | 2,989.43 | 2,995.68 | 2,995.68 | - | 1.34E-05 |
| Jul 31, 201 | 2,999.33 | 3,018.26 | 2,994.43 | 2,995.72 | 2,995.72 | - | 0.012562 |
| Aug 01, 20 | 3,002.58 | 3,035.26 | 3,002.58 | 3,033.59 | 3,033.59 | - | 0.00166 |
| Aug 02, 20 | 3,032.28 | 3,038.63 | 3,022.82 | 3,038.63 | 3,038.63 | - | -0.00138 |
| Aug 05, 20 | 3,035.98 | 3,038.08 | 3,028.14 | 3,034.43 | 3,034.43 | - | -0.00571 |
| Aug 06, 20 | 3,032.13 | 3,032.13 | 3,009.94 | 3,017.16 | 3,017.16 | - | -0.0035 |
| Aug 07, 20 | 3,014.43 | 3,014.43 | 2,996.02 | 3,006.63 | 3,006.63 | - | 0.004106 |
| Aug 08, 20 | 3,011.66 | 3,023.73 | 3,003.14 | 3,019.00 | 3,019.00 | - | -0.00339 |
| Aug 09, 20 | 3,017.11 | 3,022.94 | 2,999.18 | 3,008.79 | 3,008.79 | - | -0.00112 |
| Aug 12, 20 | 3,003.45 | 3,009.00 | 2,994.75 | 3,005.42 | 3,005.42 | - | 0.002993 |
| Aug 13, 20 | 3,008.18 | 3,019.05 | 2,994.04 | 3,014.43 | 3,014.43 | - | -0.00499 |
| Aug 14, 20 | 3,014.53 | 3,017.45 | 2,998.43 | 2,999.42 | 2,999.42 | - | -0.01422 |
| Aug 15, 20 | 2,989.64 | 2,989.64 | 2,952.30 | 2,957.08 | 2,957.08 | - | -0.00326 |
| Aug 16, 20 | 2,957.06 | 2,961.26 | 2,941.95 | 2,947.46 | 2,947.46 | - | -0.00585 |
| Aug 19, 20 | 2,946.63 | 2,953.52 | 2,929.88 | 2,930.27 | 2,930.27 | - | 0.003852 |
| Aug 20, 20 | 2,931.72 | 2,953.24 | 2,930.44 | 2,941.58 | 2,941.58 | - | -0.00574 |
| Aug 21, 20 | 2,938.72 | 2,949.99 | 2,919.04 | 2,924.73 | 2,924.73 | - | 0.008589 |
| Aug 22, 20 | 2,928.72 | 2,954.18 | 2,928.72 | 2,949.96 | 2,949.96 | - | 0.004093 |
| Aug 23, 20 | 2,955.68 | 2,964.46 | 2,946.58 | 2,962.06 | 2,962.06 | - | -0.00404 |
| Aug 26, 20 | 2,963.50 | 2,972.79 | 2,948.77 | 2,950.13 | 2,950.13 | - | -0.016 |
| Aug 27, 20 | 2,942.57 | 2,942.57 | 2,900.78 | 2,903.29 | 2,903.29 | - | 0.002937 |
| Aug 28, 20 | 2,903.45 | 2,922.77 | 2,898.57 | 2,911.83 | 2,911.83 | - | 0.002103 |
| Aug 29, 20 | 2,909.65 | 2,932.59 | 2,905.25 | 2,917.96 | 2,917.96 | - | -0.00309 |
| Aug 30, 20 | 2,919.50 | 2,921.49 | 2,900.23 | 2,908.96 | 2,908.96 | - | 0.004209 |
| Sep 03, 201 | 2,914.42 | 2,941.86 | 2,909.90 | 2,921.23 | 2,921.23 | - | 0.008315 |
| Sep 04, 201 | 2,923.60 | 2,950.27 | 2,917.71 | 2,945.62 | 2,945.62 | - | 0.001238 |
| Sep 05, 201 | 2,946.07 | 2,956.54 | 2,945.71 | 2,949.27 | 2,949.27 | - | 0.00018 |
| Sep 06, 201 | 2,953.85 | 2,967.00 | 2,923.88 | 2,949.80 | 2,949.80 | - | 0.010001 |
| Sep 09, 201 | 2,952.96 | 2,980.62 | 2,952.96 | 2,979.45 | 2,979.45 | - | 0.007327 |
| Sep 10, 201 | 2,984.13 | 3,001.52 | 2,984.13 | 3,001.36 | 3,001.36 | - | 0.003187 |
| Sep 11, 201 | 2,996.52 | 3,010.94 | 2,992.39 | 3,010.94 | 3,010.94 | - | -0.0031 |
| Sep 12, 201 | 3,011.93 | 3,013.24 | 2,999.05 | 3,001.62 | 3,001.62 | - | 0.002718 |
| Sep 13, 201 | 3,004.53 | 3,011.11 | 2,999.54 | 3,009.79 | 3,009.79 | - | 0.005682 |
| Sep 16, 201 | 3,016.42 | 3,040.05 | 3,016.42 | 3,026.94 | 3,026.94 | - | 0.004223 |
| Sep 17, 201 | 3,027.22 | 3,041.11 | 3,027.22 | 3,039.75 | 3,039.75 | - | 0.012118 |
| Sep 18, 201 | 3,041.53 | 3,083.72 | 3,031.97 | 3,076.81 | 3,076.81 | - | -0.00169 |
| Sep 19, 201 | 3,080.53 | 3,085.02 | 3,067.79 | 3,071.61 | 3,071.61 | - | -0.00723 |
| Sep 20, 201 | 3,071.81 | 3,076.61 | 3,047.81 | 3,049.47 | 3,049.47 | - | -0.00473 |
| Sep 23, 201 | 3,052.20 | 3,052.20 | 3,026.79 | 3,035.09 | 3,035.09 | - | -0.0025 |
| Sep 24, 201 | 3,036.75 | 3,045.72 | 3,023.27 | 3,027.52 | 3,027.52 | - | -0.00272 |
| Sep 25, 201 | 3,028.68 | 3,035.26 | 3,017.73 | 3,019.31 | 3,019.31 | - | 0.00367 |
| Sep 26, 201 | 3,022.18 | 3,039.66 | 3,020.61 | 3,030.41 | 3,030.41 | - | -0.00402 |
| Sep 27, 201 | 3,024.97 | 3,024.97 | 3,009.97 | 3,018.24 | 3,018.24 | - | -0.006 |
| Sep 30, 201 | 3,010.37 | 3,010.37 | 2,988.48 | 3,000.18 | 3,000.18 | - | 0.008034 |
| Oct 01, 201 | 3,001.92 | 3,027.15 | 3,001.32 | 3,024.38 | 3,024.38 | - | -0.00047 |
| Oct 02, 201 | 3,019.44 | 3,022.95 | 2,998.86 | 3,022.95 | 3,022.95 | - | -0.00902 |
| Oct 03, 201 | 3,020.25 | 3,020.25 | 2,981.11 | 2,995.81 | 2,995.81 | - | 0.007065 |
| Oct 04, 201 | 2,996.15 | 3,019.58 | 2,993.56 | 3,017.05 | 3,017.05 | - | -0.00854 |
| Oct 07, 201 | 3,011.08 | 3,011.08 | 2,988.89 | 2,991.39 | 2,991.39 | - | -0.0121 |
| Oct 08, 201 | 2,992.48 | 2,993.50 | 2,955.11 | 2,955.41 | 2,955.41 | - | 0.000673 |
| Oct 09, 201 | 2,958.45 | 2,968.24 | 2,939.67 | 2,957.40 | 2,957.40 | - | 0.021751 |
| Oct 10, 201 | 2,965.86 | 3,022.43 | 2,965.86 | 3,022.43 | 3,022.43 | - | 0.006267 |
| Oct 11, 201 | 3,019.81 | 3,041.86 | 3,015.22 | 3,041.43 | 3,041.43 | - | 0.004072 |
| Oct 14, 201 | 3,035.47 | 3,055.42 | 3,021.93 | 3,053.84 | 3,053.84 | - | -0.00709 |
| Oct 15, 201 | 3,052.11 | 3,056.36 | 3,028.46 | 3,032.27 | 3,032.27 | - | 0.013844 |
| Oct 16, 201 | 3,036.94 | 3,074.93 | 3,036.94 | 3,074.54 | 3,074.54 | - | 0.006768 |
| Oct 17, 201 | 3,072.24 | 3,095.92 | 3,061.43 | 3,095.42 | 3,095.42 | - | 0.006553 |
| Oct 18, 201 | 3,101.87 | 3,117.21 | 3,100.12 | 3,115.77 | 3,115.77 | - | 0.000103 |
| Oct 21, 201 | 3,117.06 | 3,121.69 | 3,108.97 | 3,116.09 | 3,116.09 | - | 0.005725 |
| Oct 22, 201 | 3,119.35 | 3,142.28 | 3,119.35 | 3,133.98 | 3,133.98 | - | -0.00473 |
| Oct 23, 201 | 3,129.73 | 3,129.73 | 3,108.86 | 3,119.20 | 3,119.20 | - | 0.003268 |
| Oct 24, 201 | 3,121.21 | 3,132.75 | 3,117.68 | 3,129.41 | 3,129.41 | - | 0.004384 |
| Oct 25, 201 | 3,136.45 | 3,143.25 | 3,130.16 | 3,143.16 | 3,143.16 | - | 0.001335 |
| Oct 28, 201 | 3,142.56 | 3,152.51 | 3,139.44 | 3,147.36 | 3,147.36 | - | 0.005624 |
| Oct 29, 201 | 3,149.00 | 3,165.37 | 3,149.00 | 3,165.11 | 3,165.11 | - | -0.00481 |
| Oct 30, 201 | 3,165.93 | 3,171.20 | 3,139.23 | 3,149.93 | 3,149.93 | - | -0.00377 |
| Oct 31, 201 | 3,150.05 | 3,159.48 | 3,136.76 | 3,138.09 | 3,138.09 | - | 0.002902 |
| Nov 01, 20 | 3,141.95 | 3,154.40 | 3,131.25 | 3,147.21 | 3,147.21 | - | 0.003571 |
| Nov 04, 20 | 3,150.38 | 3,159.81 | 3,147.16 | 3,158.47 | 3,158.47 | - | -0.0027 |
| Nov 05, 20 | 3,154.78 | 3,157.19 | 3,137.07 | 3,149.96 | 3,149.96 | - | 0.004804 |
| Nov 06, 20 | 3,155.32 | 3,170.86 | 3,154.48 | 3,165.13 | 3,165.13 | - | -0.01304 |
| Nov 07, 20 | 3,166.29 | 3,173.08 | 3,122.47 | 3,124.12 | 3,124.12 | - | 0.013351 |
| Nov 08, 20 | 3,126.34 | 3,166.16 | 3,125.02 | 3,166.11 | 3,166.11 | - | 0.000726 |
| Nov 11, 20 | 3,164.95 | 3,171.17 | 3,161.41 | 3,168.41 | 3,168.41 | - | -0.00231 |
| Nov 12, 20 | 3,164.37 | 3,168.37 | 3,151.47 | 3,161.10 | 3,161.10 | - | 0.008361 |
| Nov 13, 20 | 3,156.11 | 3,187.64 | 3,149.49 | 3,187.64 | 3,187.64 | - | 0.00501 |
| Nov 14, 20 | 3,189.58 | 3,205.28 | 3,185.07 | 3,203.65 | 3,203.65 | - | 0.004221 |
| Nov 15, 20 | 3,203.75 | 3,217.28 | 3,203.75 | 3,217.20 | 3,217.20 | - | -0.00366 |
| Nov 18, 20 | 3,218.51 | 3,224.79 | 3,199.15 | 3,205.46 | 3,205.46 | - | -0.00185 |
| Nov 19, 20 | 3,204.74 | 3,213.10 | 3,193.88 | 3,199.52 | 3,199.52 | - | -0.00359 |
| Nov 20, 20 | 3,202.74 | 3,213.71 | 3,180.78 | 3,188.04 | 3,188.04 | - | 0.00816 |
| Nov 21, 20 | 3,192.09 | 3,216.41 | 3,192.09 | 3,214.16 | 3,214.16 | - | 0.005083 |
| Nov 22, 20 | 3,217.04 | 3,230.55 | 3,212.71 | 3,230.54 | 3,230.54 | - | -0.00124 |
| Nov 25, 20 | 3,233.42 | 3,236.56 | 3,223.15 | 3,226.53 | 3,226.53 | - | 0.000257 |
| Nov 26, 20 | 3,227.57 | 3,237.49 | 3,223.81 | 3,227.36 | 3,227.36 | - | 0.002717 |
| Nov 27, 20 | 3,229.42 | 3,237.98 | 3,228.18 | 3,236.14 | 3,236.14 | - | -0.00075 |
| Nov 29, 20 | 3,238.87 | 3,247.56 | 3,230.44 | 3,233.72 | 3,233.72 | - | -0.00268 |
| Dec 02, 20 | 3,235.18 | 3,241.39 | 3,221.00 | 3,225.06 | 3,225.06 | - | -0.00314 |
| Dec 03, 20 | 3,223.81 | 3,223.81 | 3,201.87 | 3,214.95 | 3,214.95 | - | -0.00105 |
| Dec 04, 20 | 3,212.20 | 3,224.11 | 3,187.03 | 3,211.59 | 3,211.59 | - | -0.00432 |
| Dec 05, 20 | 3,211.71 | 3,211.71 | 3,194.82 | 3,197.76 | 3,197.76 | - | 0.011266 |
| Dec 06, 20 | 3,204.02 | 3,235.69 | 3,204.02 | 3,233.99 | 3,233.99 | - | 0.001854 |
| Dec 09, 20 | 3,236.13 | 3,245.57 | 3,236.13 | 3,239.99 | 3,239.99 | - | -0.00317 |
| Dec 10, 20 | 3,238.64 | 3,240.29 | 3,228.16 | 3,229.72 | 3,229.72 | - | -0.01127 |
| Dec 11, 20 | 3,230.32 | 3,230.43 | 3,189.70 | 3,193.52 | 3,193.52 | - | -0.00351 |
| Dec 12, 20 | 3,193.46 | 3,195.75 | 3,176.62 | 3,182.33 | 3,182.33 | - | -8.2E-05 |
| Dec 13, 20 | 3,186.84 | 3,191.90 | 3,176.93 | 3,182.07 | 3,182.07 | - | 0.006312 |
| Dec 16, 20 | 3,185.99 | 3,212.41 | 3,185.99 | 3,202.22 | 3,202.22 | - | -0.00309 |
| Dec 17, 20 | 3,202.13 | 3,202.30 | 3,185.28 | 3,192.33 | 3,192.33 | - | 0.016546 |
| Dec 18, 20 | 3,193.27 | 3,246.36 | 3,169.13 | 3,245.59 | 3,245.59 | - | -0.00044 |
| Dec 19, 20 | 3,243.08 | 3,246.36 | 3,229.37 | 3,244.15 | 3,244.15 | - | 0.004809 |
| Dec 20, 20 | 3,245.58 | 3,269.46 | 3,245.58 | 3,259.79 | 3,259.79 | - | 0.005455 |
| Dec 23, 20 | 3,268.53 | 3,280.53 | 3,268.53 | 3,277.62 | 3,277.62 | - | 0.003025 |
| Dec 24, 20 | 3,278.04 | 3,287.55 | 3,278.04 | 3,287.55 | 3,287.55 | - | 0.004734 |
| Dec 26, 20 | 3,290.49 | 3,304.60 | 3,290.49 | 3,303.15 | 3,303.15 | - | -0.00015 |
| Dec 27, 20 | 3,305.47 | 3,308.75 | 3,299.85 | 3,302.66 | 3,302.66 | - | -0.00011 |
| Dec 30, 20 | 3,303.02 | 3,304.80 | 3,298.18 | 3,302.30 | 3,302.30 | - | 0.004016 |
| Dec 31, 20 | 3,305.28 | 3,317.24 | 3,305.03 | 3,315.59 | 3,315.59 | - | -0.00875 |
| Jan 02, 201 | 3,311.58 | 3,311.58 | 3,279.14 | 3,286.69 | 3,286.69 | - | -0.00031 |
| Jan 03, 201 | 3,288.99 | 3,297.92 | 3,281.69 | 3,285.68 | 3,285.68 | - | -0.0025 |
| Jan 06, 201 | 3,287.43 | 3,296.11 | 3,272.34 | 3,277.48 | 3,277.48 | - | 0.006075 |
| Jan 07, 201 | 3,281.00 | 3,301.37 | 3,281.00 | 3,297.45 | 3,297.45 | - | 8.79E-05 |
| Jan 08, 201 | 3,298.46 | 3,302.25 | 3,286.82 | 3,297.74 | 3,297.74 | - | 0.000343 |
| Jan 09, 201 | 3,300.44 | 3,307.99 | 3,285.24 | 3,298.87 | 3,298.87 | - | 0.002307 |
| Jan 10, 201 | 3,302.34 | 3,307.83 | 3,288.65 | 3,306.49 | 3,306.49 | - | -0.01254 |
| Jan 13, 201 | 3,304.86 | 3,308.73 | 3,258.77 | 3,265.27 | 3,265.27 | - | 0.010765 |
| Jan 14, 201 | 3,269.16 | 3,301.23 | 3,269.16 | 3,300.61 | 3,300.61 | - | 0.00518 |
| Jan 15, 201 | 3,303.64 | 3,321.89 | 3,303.64 | 3,317.75 | 3,317.75 | - | -0.00132 |
| Jan 16, 201 | 3,317.13 | 3,317.13 | 3,303.34 | 3,313.36 | 3,313.36 | - | -0.00389 |
| Jan 17, 201 | 3,310.44 | 3,313.67 | 3,294.36 | 3,300.51 | 3,300.51 | - | 0.002793 |
| Jan 21, 201 | 3,304.80 | 3,319.50 | 3,289.29 | 3,309.74 | 3,309.74 | - | 0.000695 |
| Jan 22, 201 | 3,311.78 | 3,315.57 | 3,304.92 | 3,312.04 | 3,312.04 | - | -0.00892 |
| Jan 23, 201 | 3,307.46 | 3,307.46 | 3,267.59 | 3,282.64 | 3,282.64 | - | -0.02109 |
| Jan 24, 201 | 3,279.97 | 3,279.97 | 3,214.14 | 3,214.14 | 3,214.14 | - | -0.00486 |
| Jan 27, 201 | 3,215.57 | 3,224.33 | 3,183.11 | 3,198.57 | 3,198.57 | - | 0.006121 |
| Jan 28, 201 | 3,201.17 | 3,220.48 | 3,195.38 | 3,218.21 | 3,218.21 | - | -0.01015 |
| Jan 29, 201 | 3,214.33 | 3,214.33 | 3,179.25 | 3,185.70 | 3,185.70 | - | 0.011262 |
| Jan 30, 201 | 3,191.22 | 3,230.00 | 3,191.22 | 3,221.78 | 3,221.78 | - | -0.00649 |
| Jan 31, 201 | 3,215.84 | 3,221.21 | 3,182.41 | 3,200.95 | 3,200.95 | - | -0.0231 |
| Feb 03, 201 | 3,201.12 | 3,204.93 | 3,123.87 | 3,127.87 | 3,127.87 | - | 0.007666 |
| Feb 04, 201 | 3,131.49 | 3,158.27 | 3,131.49 | 3,151.94 | 3,151.94 | - | -0.00173 |
| Feb 05, 201 | 3,149.62 | 3,153.94 | 3,121.85 | 3,146.49 | 3,146.49 | - | 0.012871 |
| Feb 06, 201 | 3,150.54 | 3,188.24 | 3,150.54 | 3,187.25 | 3,187.25 | - | 0.013215 |
| Feb 07, 201 | 3,191.89 | 3,231.30 | 3,191.89 | 3,229.65 | 3,229.65 | - | 0.00159 |
| Feb 10, 201 | 3,228.24 | 3,234.95 | 3,220.55 | 3,234.79 | 3,234.79 | - | 0.011052 |
| Feb 11, 201 | 3,236.06 | 3,277.55 | 3,236.06 | 3,270.74 | 3,270.74 | - | 0.000223 |
| Feb 12, 201 | 3,273.01 | 3,284.12 | 3,265.55 | 3,271.47 | 3,271.47 | - | 0.005897 |
| Feb 13, 201 | 3,263.83 | 3,291.56 | 3,253.90 | 3,290.82 | 3,290.82 | - | 0.00488 |
| Feb 14, 201 | 3,288.63 | 3,312.35 | 3,283.54 | 3,306.92 | 3,306.92 | - | 0.001315 |
| Feb 18, 201 | 3,308.17 | 3,315.08 | 3,300.94 | 3,311.27 | 3,311.27 | - | -0.0065 |
| Feb 19, 201 | 3,308.10 | 3,323.55 | 3,286.78 | 3,289.83 | 3,289.83 | - | 0.006194 |
| Feb 20, 201 | 3,291.30 | 3,315.53 | 3,282.92 | 3,310.27 | 3,310.27 | - | -0.00179 |
| Feb 21, 201 | 3,313.04 | 3,322.15 | 3,303.20 | 3,304.36 | 3,304.36 | - | 0.006179 |
| Feb 24, 201 | 3,305.34 | 3,344.81 | 3,305.34 | 3,324.84 | 3,324.84 | - | -0.00133 |
| Feb 25, 201 | 3,325.00 | 3,334.39 | 3,311.61 | 3,320.43 | 3,320.43 | - | 0.000217 |
| Feb 26, 201 | 3,322.28 | 3,334.62 | 3,313.10 | 3,321.15 | 3,321.15 | - | 0.005076 |
| Feb 27, 201 | 3,321.15 | 3,338.48 | 3,314.36 | 3,338.05 | 3,338.05 | - | 0.002791 |
| Feb 28, 201 | 3,339.58 | 3,362.62 | 3,326.24 | 3,347.38 | 3,347.38 | - | -0.00736 |
| Mar 03, 20 | 3,344.36 | 3,344.36 | 3,302.57 | 3,322.85 | 3,322.85 | - | 0.015169 |
| Mar 04, 20 | 3,329.20 | 3,377.81 | 3,329.20 | 3,373.64 | 3,373.64 | - | 0.000136 |
| Mar 05, 20 | 3,374.53 | 3,378.81 | 3,369.31 | 3,374.10 | 3,374.10 | - | 0.001892 |
| Mar 06, 20 | 3,375.37 | 3,389.22 | 3,375.37 | 3,380.49 | 3,380.49 | - | 0.000615 |
| Mar 07, 20 | 3,383.44 | 3,392.39 | 3,369.30 | 3,382.57 | 3,382.57 | - | -0.0004 |
| Mar 10, 20 | 3,382.46 | 3,382.47 | 3,363.18 | 3,381.22 | 3,381.22 | - | -0.00506 |
| Mar 11, 20 | 3,383.33 | 3,390.68 | 3,357.42 | 3,364.17 | 3,364.17 | - | 0.000565 |
| Mar 12, 20 | 3,362.39 | 3,366.31 | 3,341.19 | 3,366.07 | 3,366.07 | - | -0.01164 |
| Mar 13, 20 | 3,368.04 | 3,377.59 | 3,319.14 | 3,327.11 | 3,327.11 | - | -0.0028 |
| Mar 14, 20 | 3,324.90 | 3,338.18 | 3,315.13 | 3,317.81 | 3,317.81 | - | 0.009569 |
| Mar 17, 20 | 3,320.84 | 3,355.96 | 3,320.84 | 3,349.71 | 3,349.71 | - | 0.007219 |
| Mar 18, 20 | 3,349.96 | 3,376.65 | 3,349.96 | 3,373.98 | 3,373.98 | - | -0.00615 |
| Mar 19, 20 | 3,373.98 | 3,377.35 | 3,335.05 | 3,353.29 | 3,353.29 | - | 0.006038 |
| Mar 20, 20 | 3,352.12 | 3,376.27 | 3,342.32 | 3,373.60 | 3,373.60 | - | -0.00293 |
| Mar 21, 20 | 3,378.15 | 3,395.00 | 3,358.29 | 3,363.72 | 3,363.72 | - | -0.00488 |
| Mar 24, 20 | 3,365.79 | 3,375.83 | 3,333.42 | 3,347.36 | 3,347.36 | - | 0.004495 |
| Mar 25, 20 | 3,351.37 | 3,373.70 | 3,345.11 | 3,362.44 | 3,362.44 | - | -0.007 |
| Mar 26, 20 | 3,365.19 | 3,381.10 | 3,339.00 | 3,339.00 | 3,339.00 | - | -0.00173 |
| Mar 27, 20 | 3,338.76 | 3,344.93 | 3,320.74 | 3,333.23 | 3,333.23 | - | 0.004669 |
| Mar 28, 20 | 3,335.22 | 3,364.89 | 3,335.22 | 3,348.83 | 3,348.83 | - | 0.007935 |
| Mar 31, 20 | 3,351.76 | 3,380.62 | 3,351.76 | 3,375.51 | 3,375.51 | - | 0.007085 |
| Apr 01, 201 | 3,378.66 | 3,400.08 | 3,378.66 | 3,399.51 | 3,399.51 | - | 0.003022 |
| Apr 02, 201 | 3,402.06 | 3,413.89 | 3,397.00 | 3,409.80 | 3,409.80 | - | -0.00112 |
| Apr 03, 201 | 3,410.79 | 3,415.05 | 3,394.96 | 3,406.00 | 3,406.00 | - | -0.01258 |
| Apr 04, 201 | 3,408.77 | 3,421.23 | 3,360.15 | 3,363.41 | 3,363.41 | - | -0.0108 |
| Apr 07, 201 | 3,361.32 | 3,361.41 | 3,320.86 | 3,327.27 | 3,327.27 | - | 0.00407 |
| Apr 08, 201 | 3,329.16 | 3,346.08 | 3,314.75 | 3,340.84 | 3,340.84 | - | 0.010946 |
| Apr 09, 201 | 3,342.36 | 3,378.05 | 3,341.91 | 3,377.61 | 3,377.61 | - | -0.0211 |
| Apr 10, 201 | 3,377.80 | 3,378.24 | 3,303.33 | 3,307.08 | 3,307.08 | - | -0.00943 |
| Apr 11, 201 | 3,303.03 | 3,311.01 | 3,273.74 | 3,276.04 | 3,276.04 | - | 0.00819 |
| Apr 14, 201 | 3,280.55 | 3,309.44 | 3,276.28 | 3,302.98 | 3,302.98 | - | 0.006735 |
| Apr 15, 201 | 3,304.50 | 3,327.12 | 3,277.24 | 3,325.30 | 3,325.30 | - | 0.010461 |
| Apr 16, 201 | 3,330.85 | 3,360.27 | 3,330.85 | 3,360.27 | 3,360.27 | - | 0.001407 |
| Apr 17, 201 | 3,359.36 | 3,373.53 | 3,350.49 | 3,365.00 | 3,365.00 | - | 0.003782 |
| Apr 21, 201 | 3,366.75 | 3,377.76 | 3,362.38 | 3,377.75 | 3,377.75 | - | 0.004086 |
| Apr 22, 201 | 3,378.98 | 3,401.20 | 3,378.98 | 3,391.58 | 3,391.58 | - | -0.00209 |
| Apr 23, 201 | 3,391.60 | 3,392.26 | 3,381.92 | 3,384.50 | 3,384.50 | - | 0.001739 |
| Apr 24, 201 | 3,396.46 | 3,400.21 | 3,375.29 | 3,390.39 | 3,390.39 | - | -0.00813 |
| Apr 25, 201 | 3,388.79 | 3,388.79 | 3,356.27 | 3,362.95 | 3,362.95 | - | 0.003292 |
| Apr 28, 201 | 3,366.05 | 3,387.73 | 3,340.08 | 3,374.04 | 3,374.04 | - | 0.004766 |
| Apr 29, 201 | 3,376.54 | 3,394.19 | 3,376.54 | 3,390.16 | 3,390.16 | - | 0.003034 |
| Apr 30, 201 | 3,388.10 | 3,402.72 | 3,380.20 | 3,400.46 | 3,400.46 | - | -7.6E-05 |
| May 01, 20 | 3,401.48 | 3,409.00 | 3,390.03 | 3,400.20 | 3,400.20 | - | -0.00135 |
| May 02, 20 | 3,403.12 | 3,413.95 | 3,390.97 | 3,395.61 | 3,395.61 | - | 0.001948 |
| May 05, 20 | 3,392.83 | 3,403.77 | 3,370.10 | 3,402.23 | 3,402.23 | - | -0.00901 |
| May 06, 20 | 3,400.55 | 3,400.55 | 3,371.72 | 3,371.72 | 3,371.72 | - | 0.006026 |
| May 07, 20 | 3,374.62 | 3,393.16 | 3,358.88 | 3,392.10 | 3,392.10 | - | -0.00112 |
| May 08, 20 | 3,391.47 | 3,412.57 | 3,378.38 | 3,388.29 | 3,388.29 | - | 0.001699 |
| May 09, 20 | 3,388.26 | 3,394.13 | 3,373.50 | 3,394.05 | 3,394.05 | - | 0.009664 |
| May 12, 20 | 3,396.98 | 3,427.85 | 3,396.98 | 3,427.01 | 3,427.01 | - | 0.000668 |
| May 13, 20 | 3,428.04 | 3,437.83 | 3,426.85 | 3,429.30 | 3,429.30 | - | -0.00452 |
| May 14, 20 | 3,429.39 | 3,429.39 | 3,408.86 | 3,413.84 | 3,413.84 | - | -0.00922 |
| May 15, 20 | 3,413.82 | 3,413.82 | 3,367.27 | 3,382.52 | 3,382.52 | - | 0.003745 |
| May 16, 20 | 3,383.16 | 3,395.83 | 3,371.64 | 3,395.21 | 3,395.21 | - | 0.003913 |
| May 19, 20 | 3,393.29 | 3,410.14 | 3,385.64 | 3,408.52 | 3,408.52 | - | -0.00649 |
| May 20, 20 | 3,408.26 | 3,408.26 | 3,378.05 | 3,386.48 | 3,386.48 | - | 0.008225 |
| May 21, 20 | 3,387.88 | 3,415.84 | 3,387.88 | 3,414.45 | 3,414.45 | - | 0.002498 |
| May 22, 20 | 3,415.21 | 3,429.93 | 3,410.22 | 3,422.99 | 3,422.99 | - | 0.004253 |
| May 23, 20 | 3,424.54 | 3,438.82 | 3,424.54 | 3,437.58 | 3,437.58 | - | 0.005978 |
| May 27, 20 | 3,440.29 | 3,458.86 | 3,440.29 | 3,458.19 | 3,458.19 | - | -0.00096 |
| May 28, 20 | 3,458.47 | 3,463.34 | 3,450.39 | 3,454.88 | 3,454.88 | - | 0.005479 |
| May 29, 20 | 3,456.80 | 3,473.86 | 3,455.54 | 3,473.86 | 3,473.86 | - | 0.001849 |
| May 30, 20 | 3,474.42 | 3,481.10 | 3,467.74 | 3,480.29 | 3,480.29 | - | 0.000819 |
| Jun 02, 201 | 3,481.15 | 3,484.79 | 3,466.99 | 3,483.14 | 3,483.14 | - | -0.00033 |
| Jun 03, 201 | 3,479.88 | 3,483.50 | 3,472.13 | 3,482.00 | 3,482.00 | - | 0.002069 |
| Jun 04, 201 | 3,480.50 | 3,490.54 | 3,472.55 | 3,489.21 | 3,489.21 | - | 0.00657 |
| Jun 05, 201 | 3,490.61 | 3,514.53 | 3,480.49 | 3,512.21 | 3,512.21 | - | 0.004763 |
| Jun 06, 201 | 3,516.25 | 3,528.98 | 3,516.25 | 3,528.98 | 3,528.98 | - | 0.000988 |
| Jun 09, 201 | 3,528.30 | 3,540.19 | 3,525.02 | 3,532.47 | 3,532.47 | - | -0.00024 |
| Jun 10, 201 | 3,530.80 | 3,531.74 | 3,520.48 | 3,531.62 | 3,531.62 | - | -0.00343 |

| | | | | | | | |
|---|---|---|---|---|---|---|---|
| Jun 11, 201 | 3,529.44 | 3,529.44 | 3,512.66 | 3,519.52 | 3,519.52 | - | -0.00683 |
| Jun 12, 201 | 3,519.53 | 3,519.53 | 3,487.72 | 3,495.57 | 3,495.57 | - | 0.003145 |
| Jun 13, 201 | 3,496.88 | 3,508.63 | 3,491.35 | 3,506.58 | 3,506.58 | - | 0.000844 |
| Jun 16, 201 | 3,504.21 | 3,515.63 | 3,497.27 | 3,509.54 | 3,509.54 | - | 0.002189 |
| Jun 17, 201 | 3,508.46 | 3,520.31 | 3,501.98 | 3,517.23 | 3,517.23 | - | 0.007701 |
| Jun 18, 201 | 3,518.60 | 3,545.48 | 3,512.39 | 3,544.42 | 3,544.42 | - | 0.001415 |
| Jun 19, 201 | 3,545.85 | 3,550.05 | 3,536.36 | 3,549.44 | 3,549.44 | - | 0.001734 |
| Jun 20, 201 | 3,551.21 | 3,557.46 | 3,549.51 | 3,555.60 | 3,555.60 | - | -0.00013 |
| Jun 23, 201 | 3,555.70 | 3,557.15 | 3,548.43 | 3,555.14 | 3,555.14 | - | -0.00637 |
| Jun 24, 201 | 3,554.29 | 3,565.48 | 3,529.60 | 3,532.57 | 3,532.57 | - | 0.004911 |
| Jun 25, 201 | 3,531.37 | 3,552.29 | 3,528.14 | 3,549.96 | 3,549.96 | - | -0.00101 |
| Jun 26, 201 | 3,551.22 | 3,551.22 | 3,523.92 | 3,546.38 | 3,546.38 | - | 0.001963 |
| Jun 27, 201 | 3,545.37 | 3,554.20 | 3,537.45 | 3,553.35 | 3,553.35 | - | -0.00033 |
| Jun 30, 201 | 3,553.19 | 3,559.39 | 3,548.56 | 3,552.18 | 3,552.18 | - | 0.006837 |
| Jul 01, 201 | 3,556.56 | 3,586.08 | 3,556.56 | 3,576.55 | 3,576.55 | - | 0.000716 |
| Jul 02, 201 | 3,576.29 | 3,582.79 | 3,575.43 | 3,579.11 | 3,579.11 | - | 0.005467 |
| Jul 03, 201 | 3,581.41 | 3,598.92 | 3,581.41 | 3,598.73 | 3,598.73 | - | -0.00389 |
| Jul 07, 201 | 3,596.65 | 3,596.65 | 3,579.72 | 3,584.75 | 3,584.75 | - | -0.00678 |
| Jul 08, 201 | 3,583.51 | 3,583.51 | 3,552.82 | 3,560.53 | 3,560.53 | - | 0.004693 |
| Jul 09, 201 | 3,563.26 | 3,579.67 | 3,563.26 | 3,577.28 | 3,577.28 | - | -0.00414 |
| Jul 10, 201 | 3,566.11 | 3,571.78 | 3,541.18 | 3,562.49 | 3,562.49 | - | 0.001568 |
| Jul 11, 201 | 3,564.80 | 3,570.07 | 3,553.77 | 3,568.08 | 3,568.08 | - | 0.004834 |
| Jul 14, 201 | 3,572.24 | 3,590.36 | 3,572.24 | 3,585.37 | 3,585.37 | - | -0.00193 |
| Jul 15, 201 | 3,585.86 | 3,595.18 | 3,564.08 | 3,578.46 | 3,578.46 | - | 0.004308 |
| Jul 16, 201 | 3,584.45 | 3,597.99 | 3,583.38 | 3,593.91 | 3,593.91 | - | -0.01181 |
| Jul 17, 201 | 3,590.96 | 3,594.68 | 3,547.27 | 3,551.73 | 3,551.73 | - | 0.010219 |
| Jul 18, 201 | 3,557.95 | 3,591.24 | 3,557.52 | 3,588.21 | 3,588.21 | - | -0.00229 |
| Jul 21, 201 | 3,585.98 | 3,585.98 | 3,565.74 | 3,579.99 | 3,579.99 | - | 0.005004 |
| Jul 22, 201 | 3,583.66 | 3,602.83 | 3,583.66 | 3,597.95 | 3,597.95 | - | 0.001763 |
| Jul 23, 201 | 3,601.24 | 3,608.28 | 3,596.02 | 3,604.30 | 3,604.30 | - | 0.000499 |
| Jul 24, 201 | 3,606.27 | 3,612.27 | 3,602.15 | 3,606.10 | 3,606.10 | - | -0.00484 |
| Jul 25, 201 | 3,600.04 | 3,600.04 | 3,581.48 | 3,588.68 | 3,588.68 | - | 0.000293 |
| Jul 28, 201 | 3,588.53 | 3,594.44 | 3,568.77 | 3,589.73 | 3,589.73 | - | -0.00449 |
| Jul 29, 201 | 3,591.93 | 3,600.67 | 3,573.64 | 3,573.65 | 3,573.65 | - | 0.000224 |
| Jul 30, 201 | 3,580.15 | 3,590.38 | 3,560.58 | 3,574.45 | 3,574.45 | - | -0.02014 |
| Jul 31, 201 | 3,565.73 | 3,565.73 | 3,503.19 | 3,503.19 | 3,503.19 | - | -0.00286 |
| Aug 01, 20 | 3,501.61 | 3,515.07 | 3,477.69 | 3,493.18 | 3,493.18 | - | 0.007168 |
| Aug 04, 20 | 3,495.87 | 3,525.39 | 3,486.07 | 3,518.31 | 3,518.31 | - | -0.00964 |
| Aug 05, 20 | 3,513.83 | 3,513.83 | 3,472.98 | 3,484.56 | 3,484.56 | - | 0.000318 |
| Aug 06, 20 | 3,480.32 | 3,499.59 | 3,469.83 | 3,485.67 | 3,485.67 | - | -0.00533 |
| Aug 07, 20 | 3,491.57 | 3,502.15 | 3,458.44 | 3,467.14 | 3,467.14 | - | 0.011491 |
| Aug 08, 20 | 3,468.64 | 3,508.64 | 3,466.21 | 3,507.21 | 3,507.21 | - | 0.002938 |
| Aug 11, 20 | 3,511.20 | 3,532.03 | 3,511.20 | 3,517.53 | 3,517.53 | - | -0.00158 |
| Aug 12, 20 | 3,515.56 | 3,522.68 | 3,502.07 | 3,511.96 | 3,511.96 | - | 0.006941 |
| Aug 13, 20 | 3,516.22 | 3,539.38 | 3,516.22 | 3,536.42 | 3,536.42 | - | 0.004387 |
| Aug 14, 20 | 3,537.85 | 3,551.97 | 3,537.85 | 3,551.97 | 3,551.97 | - | 5.63E-05 |
| Aug 15, 20 | 3,559.09 | 3,568.48 | 3,527.75 | 3,552.17 | 3,552.17 | - | 0.008558 |
| Aug 18, 20 | 3,558.39 | 3,583.14 | 3,558.39 | 3,582.70 | 3,582.70 | - | 0.005187 |
| Aug 19, 20 | 3,585.21 | 3,603.09 | 3,585.21 | 3,601.33 | 3,601.33 | - | 0.00254 |
| Aug 20, 20 | 3,599.50 | 3,614.19 | 3,594.45 | 3,610.49 | 3,610.49 | - | 0.00297 |
| Aug 21, 20 | 3,611.15 | 3,625.58 | 3,611.15 | 3,621.23 | 3,621.23 | - | -0.00186 |
| Aug 22, 20 | 3,622.13 | 3,623.75 | 3,608.19 | 3,614.50 | 3,614.50 | - | 0.004791 |
| Aug 25, 20 | 3,620.63 | 3,639.19 | 3,620.63 | 3,631.86 | 3,631.86 | - | 0.00106 |
| Aug 26, 20 | 3,633.11 | 3,644.83 | 3,633.11 | 3,635.71 | 3,635.71 | - | 0.000256 |
| Aug 27, 20 | 3,637.41 | 3,640.32 | 3,629.54 | 3,636.64 | 3,636.64 | - | -0.00156 |
| Aug 28, 20 | 3,632.22 | 3,634.22 | 3,619.73 | 3,630.98 | 3,630.98 | - | 0.003396 |
| Aug 29, 20 | 3,634.40 | 3,643.33 | 3,627.49 | 3,643.33 | 3,643.33 | - | -0.0005 |
| Sep 02, 201 | 3,644.77 | 3,648.42 | 3,628.06 | 3,641.52 | 3,641.52 | - | -0.0006 |
| Sep 03, 201 | 3,644.53 | 3,654.91 | 3,634.69 | 3,639.35 | 3,639.35 | - | -0.00151 |
| Sep 04, 201 | 3,641.18 | 3,658.46 | 3,624.67 | 3,633.87 | 3,633.87 | - | 0.005048 |
| Sep 05, 201 | 3,634.59 | 3,652.26 | 3,620.24 | 3,652.26 | 3,652.26 | - | -0.00291 |
| Sep 08, 201 | 3,651.90 | 3,651.90 | 3,630.86 | 3,641.66 | 3,641.66 | - | -0.00655 |
| Sep 09, 201 | 3,640.24 | 3,640.24 | 3,611.04 | 3,617.89 | 3,617.89 | - | 0.003741 |
| Sep 10, 201 | 3,618.20 | 3,633.19 | 3,608.37 | 3,631.45 | 3,631.45 | - | 0.001159 |
| Sep 11, 201 | 3,627.29 | 3,636.01 | 3,614.74 | 3,635.66 | 3,635.66 | - | -0.00596 |
| Sep 12, 201 | 3,634.45 | 3,634.45 | 3,604.63 | 3,614.06 | 3,614.06 | - | -0.0007 |
| Sep 15, 201 | 3,614.99 | 3,616.91 | 3,601.51 | 3,611.52 | 3,611.52 | - | 0.00747 |
| Sep 16, 201 | 3,607.56 | 3,644.60 | 3,602.63 | 3,638.60 | 3,638.60 | - | 0.001318 |
| Sep 17, 201 | 3,639.27 | 3,659.97 | 3,628.39 | 3,643.40 | 3,643.40 | - | 0.005018 |
| Sep 18, 201 | 3,646.64 | 3,663.49 | 3,646.64 | 3,661.73 | 3,661.73 | - | -0.00046 |
| Sep 19, 201 | 3,664.29 | 3,676.16 | 3,653.13 | 3,660.03 | 3,660.03 | - | -0.00805 |
| Sep 22, 201 | 3,657.63 | 3,657.63 | 3,624.73 | 3,630.70 | 3,630.70 | - | -0.00569 |
| Sep 23, 201 | 3,628.33 | 3,633.12 | 3,610.10 | 3,610.10 | 3,610.10 | - | 0.00782 |
| Sep 24, 201 | 3,611.20 | 3,641.15 | 3,602.85 | 3,638.44 | 3,638.44 | - | -0.0163 |
| Sep 25, 201 | 3,636.66 | 3,636.66 | 3,579.61 | 3,579.61 | 3,579.61 | - | 0.008725 |
| Sep 26, 201 | 3,580.71 | 3,617.40 | 3,580.71 | 3,610.98 | 3,610.98 | - | -0.00246 |
| Sep 29, 201 | 3,604.20 | 3,608.37 | 3,577.03 | 3,602.09 | 3,602.09 | - | -0.00274 |
| Sep 30, 201 | 3,603.04 | 3,615.42 | 3,586.25 | 3,592.25 | 3,592.25 | - | -0.01325 |
| Oct 01, 201 | 3,591.02 | 3,591.02 | 3,536.89 | 3,544.98 | 3,544.98 | - | 9.03E-05 |
| Oct 02, 201 | 3,544.68 | 3,556.14 | 3,508.87 | 3,545.30 | 3,545.30 | - | 0.011119 |
| Oct 03, 201 | 3,548.90 | 3,590.87 | 3,548.90 | 3,584.94 | 3,584.94 | - | -0.00154 |
| Oct 06, 201 | 3,588.87 | 3,602.95 | 3,567.88 | 3,579.42 | 3,579.42 | - | -0.01524 |
| Oct 07, 201 | 3,574.96 | 3,574.96 | 3,524.88 | 3,525.29 | 3,525.29 | - | 0.017652 |
| Oct 08, 201 | 3,527.33 | 3,590.69 | 3,508.57 | 3,588.07 | 3,588.07 | - | -0.02083 |
| Oct 09, 201 | 3,586.05 | 3,586.05 | 3,513.28 | 3,514.12 | 3,514.12 | - | -0.01142 |
| Oct 10, 201 | 3,509.77 | 3,530.44 | 3,474.09 | 3,474.23 | 3,474.23 | - | -0.01661 |
| Oct 13, 201 | 3,473.36 | 3,485.10 | 3,415.93 | 3,417.01 | 3,417.01 | - | 0.001585 |
| Oct 14, 201 | 3,421.36 | 3,460.71 | 3,411.79 | 3,422.43 | 3,422.43 | - | -0.00804 |
| Oct 15, 201 | 3,416.34 | 3,416.34 | 3,319.83 | 3,395.03 | 3,395.03 | - | 0.00018 |
| Oct 16, 201 | 3,383.22 | 3,419.60 | 3,345.37 | 3,395.64 | 3,395.64 | - | 0.012802 |
| Oct 17, 201 | 3,399.55 | 3,460.12 | 3,399.55 | 3,439.39 | 3,439.39 | - | 0.009117 |
| Oct 20, 201 | 3,437.37 | 3,472.60 | 3,421.39 | 3,470.89 | 3,470.89 | - | 0.019405 |
| Oct 21, 201 | 3,480.75 | 3,541.03 | 3,480.75 | 3,538.90 | 3,538.90 | - | -0.00721 |
| Oct 22, 201 | 3,539.32 | 3,553.94 | 3,512.96 | 3,513.47 | 3,513.47 | - | 0.012229 |
| Oct 23, 201 | 3,520.59 | 3,576.93 | 3,520.59 | 3,556.70 | 3,556.70 | - | 0.007038 |
| Oct 24, 201 | 3,558.14 | 3,583.08 | 3,548.56 | 3,581.82 | 3,581.82 | - | -0.00149 |
| Oct 27, 201 | 3,578.92 | 3,581.91 | 3,557.80 | 3,576.47 | 3,576.47 | - | 0.011866 |
| Oct 28, 201 | 3,581.05 | 3,619.17 | 3,581.05 | 3,619.16 | 3,619.16 | - | -0.00128 |
| Oct 29, 201 | 3,616.32 | 3,631.09 | 3,590.34 | 3,614.53 | 3,614.53 | - | 0.00628 |
| Oct 30, 201 | 3,609.65 | 3,645.57 | 3,601.36 | 3,637.30 | 3,637.30 | - | 0.011668 |
| Oct 31, 201 | 3,649.25 | 3,680.22 | 3,649.25 | 3,679.99 | 3,679.99 | - | -0.00011 |
| Nov 03, 20 | 3,680.31 | 3,691.70 | 3,672.05 | 3,679.58 | 3,679.58 | - | -0.00283 |
| Nov 04, 20 | 3,675.95 | 3,676.26 | 3,648.97 | 3,669.18 | 3,669.18 | - | 0.006032 |
| Nov 05, 20 | 3,676.27 | 3,691.68 | 3,674.72 | 3,691.38 | 3,691.38 | - | 0.004074 |
| Nov 06, 20 | 3,692.07 | 3,707.17 | 3,678.91 | 3,706.45 | 3,706.45 | - | 0.000542 |
| Nov 07, 20 | 3,709.26 | 3,712.65 | 3,695.96 | 3,708.46 | 3,708.46 | - | 0.003174 |
| Nov 10, 20 | 3,708.84 | 3,721.01 | 3,705.51 | 3,720.25 | 3,720.25 | - | 0.000696 |
| Nov 11, 20 | 3,720.13 | 3,725.70 | 3,714.80 | 3,722.84 | 3,722.84 | - | -0.00041 |
| Nov 12, 20 | 3,720.38 | 3,725.03 | 3,709.85 | 3,721.30 | 3,721.30 | - | 0.000613 |
| Nov 13, 20 | 3,723.37 | 3,736.08 | 3,707.47 | 3,723.58 | 3,723.58 | - | 0.00036 |
| Nov 14, 20 | 3,724.78 | 3,729.22 | 3,716.49 | 3,724.92 | 3,724.92 | - | 0.000789 |
| Nov 17, 20 | 3,722.33 | 3,730.93 | 3,715.33 | 3,727.86 | 3,727.86 | - | 0.005319 |
| Nov 18, 20 | 3,728.90 | 3,755.52 | 3,728.90 | 3,747.74 | 3,747.74 | - | -0.00144 |
| Nov 19, 20 | 3,746.80 | 3,748.59 | 3,727.13 | 3,742.35 | 3,742.35 | - | 0.002007 |
| Nov 20, 20 | 3,737.30 | 3,751.86 | 3,727.47 | 3,749.87 | 3,749.87 | - | 0.005362 |
| Nov 21, 20 | 3,758.99 | 3,784.57 | 3,757.72 | 3,770.03 | 3,770.03 | - | 0.002874 |
| Nov 24, 20 | 3,772.95 | 3,782.27 | 3,772.95 | 3,780.88 | 3,780.88 | - | -0.00104 |
| Nov 25, 20 | 3,782.64 | 3,789.93 | 3,772.77 | 3,776.94 | 3,776.94 | - | 0.003035 |
| Nov 26, 20 | 3,778.42 | 3,789.07 | 3,777.18 | 3,788.42 | 3,788.42 | - | -0.0025 |
| Nov 28, 20 | 3,792.15 | 3,792.15 | 3,774.39 | 3,778.96 | 3,778.96 | - | -0.00681 |
| Dec 01, 20 | 3,775.87 | 3,775.87 | 3,746.31 | 3,753.31 | 3,753.31 | - | 0.006416 |
| Dec 02, 20 | 3,754.11 | 3,781.49 | 3,754.11 | 3,777.47 | 3,777.47 | - | 0.004018 |
| Dec 03, 20 | 3,780.10 | 3,796.24 | 3,778.77 | 3,792.68 | 3,792.68 | - | -0.00114 |
| Dec 04, 20 | 3,791.50 | 3,798.06 | 3,770.93 | 3,788.34 | 3,788.34 | - | 0.001672 |
| Dec 05, 20 | 3,789.95 | 3,802.14 | 3,786.91 | 3,794.68 | 3,794.68 | - | -0.00714 |
| Dec 08, 20 | 3,794.27 | 3,795.91 | 3,756.66 | 3,767.70 | 3,767.70 | - | -0.00235 |
| Dec 09, 20 | 3,760.86 | 3,762.71 | 3,719.93 | 3,758.87 | 3,758.87 | - | -0.0143 |
| Dec 10, 20 | 3,765.34 | 3,765.34 | 3,702.06 | 3,705.51 | 3,705.51 | - | 0.004795 |
| Dec 11, 20 | 3,709.77 | 3,760.25 | 3,709.77 | 3,723.32 | 3,723.32 | - | -0.01631 |
| Dec 12, 20 | 3,714.37 | 3,717.82 | 3,663.09 | 3,663.10 | 3,663.10 | - | -0.00633 |
| Dec 15, 20 | 3,668.14 | 3,693.02 | 3,626.91 | 3,639.97 | 3,639.97 | - | -0.00853 |
| Dec 16, 20 | 3,634.63 | 3,689.67 | 3,608.74 | 3,609.06 | 3,609.06 | - | 0.020199 |
| Dec 17, 20 | 3,611.13 | 3,688.76 | 3,611.13 | 3,682.70 | 3,682.70 | - | 0.023885 |
| Dec 18, 20 | 3,694.42 | 3,771.72 | 3,694.42 | 3,771.72 | 3,771.72 | - | 0.004563 |
| Dec 19, 20 | 3,771.39 | 3,802.15 | 3,771.39 | 3,788.97 | 3,788.97 | - | 0.003943 |
| Dec 22, 20 | 3,787.01 | 3,804.35 | 3,787.01 | 3,803.94 | 3,803.94 | - | 0.001797 |
| Dec 23, 20 | 3,809.52 | 3,819.13 | 3,806.50 | 3,810.78 | 3,810.78 | - | -0.0001 |
| Dec 24, 20 | 3,812.90 | 3,820.78 | 3,810.39 | 3,810.39 | 3,810.39 | - | 0.003304 |
| Dec 26, 20 | 3,814.83 | 3,830.16 | 3,814.83 | 3,823.00 | 3,823.00 | - | 0.001033 |
| Dec 29, 20 | 3,821.57 | 3,832.37 | 3,818.13 | 3,826.95 | 3,826.95 | - | -0.00478 |
| Dec 30, 20 | 3,823.60 | 3,823.60 | 3,807.21 | 3,808.69 | 3,808.69 | - | -0.01036 |
| Dec 31, 20 | 3,811.93 | 3,818.28 | 3,767.82 | 3,769.44 | 3,769.44 | - | -0.0002 |
| Jan 02, 201 | 3,776.49 | 3,794.52 | 3,746.41 | 3,768.68 | 3,768.68 | - | -0.01838 |
| Jan 05, 201 | 3,762.04 | 3,762.04 | 3,694.10 | 3,700.03 | 3,700.03 | - | -0.00893 |
| Jan 06, 201 | 3,702.91 | 3,717.67 | 3,648.53 | 3,667.14 | 3,667.14 | - | 0.011873 |
| Jan 07, 201 | 3,673.68 | 3,717.73 | 3,673.68 | 3,710.94 | 3,710.94 | - | 0.017751 |
| Jan 08, 201 | 3,719.64 | 3,780.93 | 3,719.64 | 3,777.40 | 3,777.40 | - | -0.00844 |
| Jan 09, 201 | 3,779.81 | 3,781.50 | 3,733.83 | 3,745.67 | 3,745.67 | - | -0.00812 |
| Jan 12, 201 | 3,748.09 | 3,753.76 | 3,705.08 | 3,715.36 | 3,715.36 | - | -0.00248 |
| Jan 13, 201 | 3,721.82 | 3,768.16 | 3,680.42 | 3,706.15 | 3,706.15 | - | -0.0058 |
| Jan 14, 201 | 3,697.78 | 3,697.78 | 3,642.97 | 3,684.72 | 3,684.72 | - | -0.00926 |
| Jan 15, 201 | 3,689.36 | 3,703.28 | 3,648.54 | 3,650.74 | 3,650.74 | - | 0.013346 |
| Jan 16, 201 | 3,650.01 | 3,701.68 | 3,642.50 | 3,699.79 | 3,699.79 | - | 0.00158 |
| Jan 20, 201 | 3,702.37 | 3,717.05 | 3,672.58 | 3,705.64 | 3,705.64 | - | 0.00484 |
| Jan 21, 201 | 3,701.77 | 3,734.85 | 3,686.83 | 3,723.62 | 3,723.62 | - | 0.015163 |
| Jan 22, 201 | 3,727.65 | 3,783.21 | 3,713.21 | 3,780.51 | 3,780.51 | - | -0.0055 |
| Jan 23, 201 | 3,780.21 | 3,780.21 | 3,757.41 | 3,759.76 | 3,759.76 | - | 0.002574 |
| Jan 26, 201 | 3,757.22 | 3,770.41 | 3,739.99 | 3,769.45 | 3,769.45 | - | -0.01348 |
| Jan 27, 201 | 3,752.53 | 3,752.53 | 3,701.35 | 3,718.99 | 3,718.99 | - | -0.01351 |
| Jan 28, 201 | 3,724.41 | 3,742.83 | 3,668.21 | 3,669.10 | 3,669.10 | - | 0.009561 |
| Jan 29, 201 | 3,669.89 | 3,710.56 | 3,645.87 | 3,704.35 | 3,704.35 | - | -0.01306 |
| Jan 30, 201 | 3,700.93 | 3,708.17 | 3,653.42 | 3,656.28 | 3,656.28 | - | 0.012905 |
| Feb 02, 201 | 3,659.45 | 3,705.11 | 3,630.70 | 3,703.77 | 3,703.77 | - | 0.01436 |
| Feb 03, 201 | 3,707.26 | 3,757.73 | 3,707.26 | 3,757.34 | 3,757.34 | - | -0.00387 |
| Feb 04, 201 | 3,756.31 | 3,767.09 | 3,734.06 | 3,742.84 | 3,742.84 | - | 0.010437 |
| Feb 05, 201 | 3,747.15 | 3,783.98 | 3,747.15 | 3,782.11 | 3,782.11 | - | -0.00315 |
| Feb 06, 201 | 3,782.68 | 3,801.22 | 3,760.14 | 3,770.20 | 3,770.20 | - | -0.00421 |
| Feb 09, 201 | 3,766.70 | 3,771.63 | 3,745.44 | 3,754.36 | 3,754.36 | - | 0.010666 |
| Feb 10, 201 | 3,759.38 | 3,798.76 | 3,758.11 | 3,794.62 | 3,794.62 | - | 0.000316 |
| Feb 11, 201 | 3,795.85 | 3,804.81 | 3,776.48 | 3,795.82 | 3,795.82 | - | 0.009839 |
| Feb 12, 201 | 3,799.40 | 3,833.38 | 3,799.40 | 3,833.35 | 3,833.35 | - | 0.00415 |
| Feb 13, 201 | 3,834.22 | 3,849.33 | 3,830.42 | 3,849.29 | 3,849.29 | - | 0.001752 |
| Feb 17, 201 | 3,848.93 | 3,857.80 | 3,836.74 | 3,856.04 | 3,856.04 | - | -0.00027 |
| Feb 18, 201 | 3,854.05 | 3,856.01 | 3,841.18 | 3,855.00 | 3,855.00 | - | -0.0009 |
| Feb 19, 201 | 3,854.83 | 3,860.12 | 3,839.34 | 3,851.53 | 3,851.53 | - | 0.00623 |
| Feb 20, 201 | 3,852.37 | 3,876.13 | 3,830.04 | 3,875.60 | 3,875.60 | - | -0.00029 |
| Feb 23, 201 | 3,874.78 | 3,874.78 | 3,862.23 | 3,874.46 | 3,874.46 | - | 0.002786 |
| Feb 24, 201 | 3,873.55 | 3,889.75 | 3,867.80 | 3,885.27 | 3,885.27 | - | -0.0006 |
| Feb 25, 201 | 3,885.58 | 3,893.44 | 3,875.67 | 3,882.95 | 3,882.95 | - | -0.00131 |
| Feb 26, 201 | 3,883.67 | 3,883.67 | 3,865.10 | 3,877.85 | 3,877.85 | - | -0.00295 |
| Feb 27, 201 | 3,878.13 | 3,881.55 | 3,865.05 | 3,866.42 | 3,866.42 | - | 0.006162 |
| Mar 02, 20 | 3,867.98 | 3,890.52 | 3,866.67 | 3,890.32 | 3,890.32 | - | -0.00454 |
| Mar 03, 20 | 3,887.38 | 3,887.38 | 3,855.26 | 3,872.71 | 3,872.71 | - | -0.00419 |
| Mar 04, 20 | 3,873.39 | 3,873.39 | 3,836.57 | 3,856.51 | 3,856.51 | - | 0.001239 |
| Mar 05, 20 | 3,856.69 | 3,867.19 | 3,850.81 | 3,861.29 | 3,861.29 | - | -0.01415 |
| Mar 06, 20 | 3,861.53 | 3,861.53 | 3,799.76 | 3,807.04 | 3,807.04 | - | 0.004032 |
| Mar 09, 20 | 3,809.23 | 3,829.89 | 3,809.23 | 3,822.42 | 3,822.42 | - | -0.01704 |
| Mar 10, 20 | 3,816.61 | 3,816.61 | 3,757.83 | 3,757.83 | 3,757.83 | - | -0.00177 |
| Mar 11, 20 | 3,759.39 | 3,769.28 | 3,750.29 | 3,751.20 | 3,751.20 | - | 0.012775 |
| Mar 12, 20 | 3,753.74 | 3,800.25 | 3,753.74 | 3,799.43 | 3,799.43 | - | -0.00607 |
| Mar 13, 20 | 3,796.96 | 3,796.96 | 3,754.21 | 3,776.44 | 3,776.44 | - | 0.013461 |
| Mar 16, 20 | 3,780.09 | 3,827.94 | 3,780.09 | 3,827.62 | 3,827.62 | - | -0.00333 |
| Mar 17, 20 | 3,826.52 | 3,826.52 | 3,798.00 | 3,814.91 | 3,814.91 | - | 0.01211 |
| Mar 18, 20 | 3,812.36 | 3,874.87 | 3,791.02 | 3,861.39 | 3,861.39 | - | -0.00487 |
| Mar 19, 20 | 3,859.94 | 3,859.94 | 3,835.79 | 3,842.62 | 3,842.62 | - | 0.008974 |
| Mar 20, 20 | 3,844.56 | 3,887.96 | 3,844.56 | 3,877.26 | 3,877.26 | - | -0.00175 |
| Mar 23, 20 | 3,877.06 | 3,889.69 | 3,870.49 | 3,870.49 | 3,870.49 | - | -0.00607 |
| Mar 24, 20 | 3,869.93 | 3,876.64 | 3,847.05 | 3,847.05 | 3,847.05 | - | -0.01464 |
| Mar 25, 20 | 3,850.08 | 3,858.01 | 3,791.13 | 3,791.13 | 3,791.13 | - | -0.00236 |
| Mar 26, 20 | 3,789.19 | 3,802.43 | 3,762.73 | 3,782.21 | 3,782.21 | - | 0.002559 |
| Mar 27, 20 | 3,782.26 | 3,795.22 | 3,777.11 | 3,791.90 | 3,791.90 | - | 0.012254 |
| Mar 30, 20 | 3,797.94 | 3,843.68 | 3,797.94 | 3,838.65 | 3,838.65 | - | -0.00873 |
| Mar 31, 20 | 3,835.01 | 3,835.01 | 3,803.71 | 3,805.27 | 3,805.27 | - | -0.00385 |
| Apr 01, 201 | 3,805.27 | 3,805.27 | 3,769.88 | 3,790.66 | 3,790.66 | - | 0.00355 |
| Apr 02, 201 | 3,791.38 | 3,813.72 | 3,786.49 | 3,804.14 | 3,804.14 | - | 0.006595 |
| Apr 06, 201 | 3,800.33 | 3,841.04 | 3,785.40 | 3,829.31 | 3,829.31 | - | -0.00204 |
| Apr 07, 201 | 3,829.69 | 3,846.27 | 3,821.07 | 3,821.49 | 3,821.49 | - | 0.00306 |
| Apr 08, 201 | 3,824.06 | 3,841.95 | 3,817.38 | 3,833.20 | 3,833.20 | - | 0.004449 |
| Apr 09, 201 | 3,832.08 | 3,854.12 | 3,819.23 | 3,850.29 | 3,850.29 | - | 0.005186 |
| Apr 10, 201 | 3,850.90 | 3,871.34 | 3,850.90 | 3,870.31 | 3,870.31 | - | -0.0045 |
| Apr 13, 201 | 3,870.61 | 3,880.88 | 3,852.77 | 3,852.93 | 3,852.93 | - | 0.001631 |
| Apr 14, 201 | 3,852.68 | 3,864.30 | 3,836.03 | 3,859.22 | 3,859.22 | - | 0.005138 |
| Apr 15, 201 | 3,862.88 | 3,888.77 | 3,862.88 | 3,879.10 | 3,879.10 | - | -0.00076 |
| Apr 16, 201 | 3,877.96 | 3,887.78 | 3,867.10 | 3,876.17 | 3,876.17 | - | -0.01137 |
| Apr 17, 201 | 3,871.74 | 3,871.74 | 3,816.15 | 3,832.33 | 3,832.33 | - | 0.009218 |
| Apr 20, 201 | 3,837.82 | 3,874.28 | 3,837.82 | 3,867.82 | 3,867.82 | - | -0.00147 |
| Apr 21, 201 | 3,872.34 | 3,884.88 | 3,856.83 | 3,862.15 | 3,862.15 | - | 0.005108 |
| Apr 22, 201 | 3,864.08 | 3,885.60 | 3,850.78 | 3,881.93 | 3,881.93 | - | 0.002452 |
| Apr 23, 201 | 3,880.92 | 3,905.38 | 3,873.52 | 3,891.46 | 3,891.46 | - | 0.002254 |
| Apr 24, 201 | 3,891.23 | 3,906.19 | 3,891.23 | 3,900.24 | 3,900.24 | - | -0.00415 |
| Apr 27, 201 | 3,903.20 | 3,915.37 | 3,880.67 | 3,884.10 | 3,884.10 | - | 0.002856 |
| Apr 28, 201 | 3,883.40 | 3,897.57 | 3,858.80 | 3,895.21 | 3,895.21 | - | -0.00368 |
| Apr 29, 201 | 3,891.29 | 3,893.42 | 3,863.57 | 3,880.90 | 3,880.90 | - | -0.01013 |
| Apr 30, 201 | 3,878.63 | 3,878.63 | 3,827.18 | 3,841.78 | 3,841.78 | - | 0.010865 |
| May 01, 20 | 3,845.23 | 3,883.75 | 3,845.23 | 3,883.75 | 3,883.75 | - | 0.002934 |
| May 04, 20 | 3,887.32 | 3,907.07 | 3,887.32 | 3,895.16 | 3,895.16 | - | -0.01181 |
| May 05, 20 | 3,892.10 | 3,896.87 | 3,847.57 | 3,849.41 | 3,849.41 | - | -0.00409 |
| May 06, 20 | 3,854.17 | 3,867.14 | 3,811.27 | 3,833.70 | 3,833.70 | - | 0.004017 |
| May 07, 20 | 3,834.31 | 3,858.11 | 3,825.15 | 3,849.13 | 3,849.13 | - | 0.013388 |
| May 08, 20 | 3,856.83 | 3,903.89 | 3,856.83 | 3,901.01 | 3,901.01 | - | -0.0049 |
| May 11, 20 | 3,900.80 | 3,904.67 | 3,880.55 | 3,881.93 | 3,881.93 | - | -0.0029 |
| May 12, 20 | 3,877.61 | 3,881.65 | 3,845.75 | 3,870.69 | 3,870.69 | - | -8.5E-05 |
| May 13, 20 | 3,872.46 | 3,891.96 | 3,865.88 | 3,870.36 | 3,870.36 | - | 0.010834 |
| May 14, 20 | 3,874.40 | 3,913.08 | 3,874.40 | 3,912.52 | 3,912.52 | - | 0.000887 |
| May 15, 20 | 3,914.77 | 3,918.03 | 3,905.07 | 3,915.99 | 3,915.99 | - | 0.0031 |
| May 18, 20 | 3,913.57 | 3,932.90 | 3,911.21 | 3,928.15 | 3,928.15 | - | -0.00044 |
| May 19, 20 | 3,929.41 | 3,935.97 | 3,920.31 | 3,926.41 | 3,926.41 | - | -0.00082 |
| May 20, 20 | 3,926.76 | 3,939.46 | 3,917.28 | 3,923.18 | 3,923.18 | - | 0.002475 |
| May 21, 20 | 3,923.18 | 3,939.25 | 3,918.42 | 3,932.90 | 3,932.90 | - | -0.00222 |
| May 22, 20 | 3,932.10 | 3,935.40 | 3,924.16 | 3,924.16 | 3,924.16 | - | -0.01032 |
| May 26, 20 | 3,922.90 | 3,922.90 | 3,874.63 | 3,883.88 | 3,883.88 | - | 0.009285 |
| May 27, 20 | 3,886.24 | 3,925.13 | 3,886.24 | 3,920.11 | 3,920.11 | - | -0.00109 |
| May 28, 20 | 3,918.55 | 3,918.55 | 3,901.20 | 3,915.82 | 3,915.82 | - | -0.00631 |
| May 29, 20 | 3,915.68 | 3,915.68 | 3,886.56 | 3,891.18 | 3,891.18 | - | 0.002159 |
| Jun 01, 201 | 3,893.88 | 3,913.28 | 3,882.61 | 3,899.59 | 3,899.59 | - | -0.00096 |
| Jun 02, 201 | 3,897.35 | 3,910.61 | 3,876.61 | 3,895.85 | 3,895.85 | - | 0.002302 |
| Jun 03, 201 | 3,898.50 | 3,919.30 | 3,896.69 | 3,904.83 | 3,904.83 | - | -0.00864 |
| Jun 04, 201 | 3,901.72 | 3,902.72 | 3,866.41 | 3,871.23 | 3,871.23 | - | -0.0014 |
| Jun 05, 201 | 3,870.00 | 3,880.88 | 3,852.66 | 3,865.83 | 3,865.83 | - | -0.00633 |
| Jun 08, 201 | 3,865.57 | 3,866.81 | 3,841.32 | 3,841.45 | 3,841.45 | - | 0.000445 |
| Jun 09, 201 | 3,841.16 | 3,853.22 | 3,828.39 | 3,843.16 | 3,843.16 | - | 0.012037 |
| Jun 10, 201 | 3,845.20 | 3,895.77 | 3,845.20 | 3,889.70 | 3,889.70 | - | 0.002026 |
| Jun 11, 201 | 3,892.75 | 3,908.90 | 3,892.75 | 3,897.59 | 3,897.59 | - | -0.00696 |
| Jun 12, 201 | 3,895.19 | 3,895.19 | 3,865.43 | 3,870.56 | 3,870.56 | - | -0.00461 |
| Jun 15, 201 | 3,865.53 | 3,865.53 | 3,830.71 | 3,852.75 | 3,852.75 | - | 0.005689 |
| Jun 16, 201 | 3,852.49 | 3,876.74 | 3,848.50 | 3,874.73 | 3,874.73 | - | 0.002001 |
| Jun 17, 201 | 3,876.86 | 3,894.22 | 3,861.63 | 3,882.49 | 3,882.49 | - | 0.00998 |
| Jun 18, 201 | 3,885.10 | 3,931.36 | 3,885.10 | 3,921.43 | 3,921.43 | - | -0.00532 |
| Jun 19, 201 | 3,921.05 | 3,922.06 | 3,899.51 | 3,900.64 | 3,900.64 | - | 0.006075 |
| Jun 22, 201 | 3,905.28 | 3,937.37 | 3,905.28 | 3,924.41 | 3,924.41 | - | 0.000718 |
| Jun 23, 201 | 3,925.31 | 3,934.29 | 3,919.26 | 3,927.23 | 3,927.23 | - | -0.00735 |
| Jun 24, 201 | 3,925.75 | 3,929.00 | 3,898.47 | 3,898.47 | 3,898.47 | - | -0.00294 |
| Jun 25, 201 | 3,901.18 | 3,912.40 | 3,886.07 | 3,887.04 | 3,887.04 | - | -0.00021 |
| Jun 26, 201 | 3,888.30 | 3,899.95 | 3,874.92 | 3,886.21 | 3,886.21 | - | -0.02099 |
| Jun 29, 201 | 3,881.30 | 3,881.30 | 3,803.71 | 3,805.50 | 3,805.50 | - | 0.002716 |
| Jun 30, 201 | 3,812.30 | 3,836.47 | 3,803.31 | 3,815.85 | 3,815.85 | - | 0.007158 |
| Jul 01, 201 | 3,823.98 | 3,853.09 | 3,823.98 | 3,843.26 | 3,843.26 | - | -0.00031 |
| Jul 02, 201 | 3,844.38 | 3,857.36 | 3,831.65 | 3,842.06 | 3,842.06 | - | -0.00384 |
| Jul 06, 201 | 3,836.95 | 3,845.43 | 3,808.26 | 3,827.35 | 3,827.35 | - | 0.006072 |
| Jul 07, 201 | 3,828.79 | 3,855.06 | 3,781.63 | 3,850.66 | 3,850.66 | - | -0.01649 |
| Jul 08, 201 | 3,844.98 | 3,844.98 | 3,783.93 | 3,787.67 | 3,787.67 | - | 0.002265 |
| Jul 09, 201 | 3,793.34 | 3,838.66 | 3,793.34 | 3,796.26 | 3,796.26 | - | 0.012263 |
| Jul 10, 201 | 3,798.91 | 3,851.78 | 3,798.91 | 3,843.10 | 3,843.10 | - | 0.011093 |
| Jul 13, 201 | 3,849.76 | 3,887.92 | 3,849.76 | 3,885.97 | 3,885.97 | - | 0.004452 |
| Jul 14, 201 | 3,886.22 | 3,908.85 | 3,883.53 | 3,903.31 | 3,903.31 | - | -0.00072 |
| Jul 15, 201 | 3,903.47 | 3,912.97 | 3,891.42 | 3,900.50 | 3,900.50 | - | 0.008005 |
| Jul 16, 201 | 3,906.43 | 3,931.97 | 3,906.43 | 3,931.85 | 3,931.85 | - | 0.001111 |
| Jul 17, 201 | 3,936.51 | 3,939.75 | 3,923.70 | 3,936.22 | 3,936.22 | - | 0.000795 |
| Jul 20, 201 | 3,936.70 | 3,947.73 | 3,930.81 | 3,939.35 | 3,939.35 | - | -0.00424 |
| Jul 21, 201 | 3,938.14 | 3,939.64 | 3,915.65 | 3,922.70 | 3,922.70 | - | -0.00228 |
| Jul 22, 201 | 3,921.26 | 3,921.71 | 3,906.27 | 3,913.75 | 3,913.75 | - | -0.00563 |
| Jul 23, 201 | 3,914.02 | 3,919.04 | 3,885.27 | 3,891.79 | 3,891.79 | - | -0.01076 |
| Jul 24, 201 | 3,891.97 | 3,898.71 | 3,845.49 | 3,850.15 | 3,850.15 | - | -0.00579 |
| Jul 27, 201 | 3,847.46 | 3,847.46 | 3,820.32 | 3,827.93 | 3,827.93 | - | 0.012317 |
| Jul 28, 201 | 3,833.70 | 3,879.67 | 3,830.67 | 3,875.37 | 3,875.37 | - | 0.007414 |
| Jul 29, 201 | 3,878.53 | 3,907.97 | 3,877.53 | 3,904.21 | 3,904.21 | - | 0.00011 |
| Jul 30, 201 | 3,901.21 | 3,908.04 | 3,879.34 | 3,904.64 | 3,904.64 | - | -0.00227 |
| Jul 31, 201 | 3,910.18 | 3,915.03 | 3,892.53 | 3,895.80 | 3,895.80 | - | -0.00276 |
| Aug 03, 20 | 3,897.01 | 3,899.25 | 3,865.22 | 3,885.07 | 3,885.07 | - | -0.00222 |
| Aug 04, 20 | 3,884.51 | 3,893.38 | 3,867.73 | 3,876.44 | 3,876.44 | - | 0.003489 |
| Aug 05, 20 | 3,881.52 | 3,913.73 | 3,881.52 | 3,889.99 | 3,889.99 | - | -0.0075 |
| Aug 06, 20 | 3,892.77 | 3,897.51 | 3,846.08 | 3,860.92 | 3,860.92 | - | -0.00284 |
| Aug 07, 20 | 3,859.30 | 3,859.30 | 3,832.06 | 3,849.96 | 3,849.96 | - | 0.01275 |
| Aug 10, 20 | 3,856.37 | 3,901.49 | 3,856.37 | 3,899.36 | 3,899.36 | - | -0.00942 |
| Aug 11, 20 | 3,897.26 | 3,897.26 | 3,848.82 | 3,862.81 | 3,862.81 | - | 0.00118 |
| Aug 12, 20 | 3,858.20 | 3,872.94 | 3,804.60 | 3,867.37 | 3,867.37 | - | -0.00112 |
| Aug 13, 20 | 3,868.23 | 3,880.72 | 3,853.62 | 3,863.03 | 3,863.03 | - | 0.003909 |
| Aug 14, 20 | 3,862.60 | 3,879.84 | 3,857.91 | 3,878.16 | 3,878.16 | - | 0.005385 |
| Aug 17, 20 | 3,875.49 | 3,899.81 | 3,856.26 | 3,899.10 | 3,899.10 | - | -0.00244 |
| Aug 18, 20 | 3,899.00 | 3,901.73 | 3,884.45 | 3,889.60 | 3,889.60 | - | -0.00822 |
| Aug 19, 20 | 3,887.57 | 3,888.40 | 3,840.92 | 3,857.74 | 3,857.74 | - | -0.02132 |
| Aug 20, 20 | 3,852.18 | 3,852.18 | 3,776.35 | 3,776.36 | 3,776.36 | - | -0.03221 |
| Aug 21, 20 | 3,773.89 | 3,773.89 | 3,656.67 | 3,656.67 | 3,656.67 | - | -0.04018 |
| Aug 24, 20 | 3,646.11 | 3,646.11 | 3,464.03 | 3,512.65 | 3,512.65 | - | -0.0136 |
| Aug 25, 20 | 3,521.72 | 3,614.38 | 3,464.61 | 3,465.19 | 3,465.19 | - | 0.038369 |
| Aug 26, 20 | 3,475.00 | 3,604.90 | 3,475.00 | 3,600.73 | 3,600.73 | - | 0.02411 |
| Aug 27, 20 | 3,605.30 | 3,692.06 | 3,605.30 | 3,688.60 | 3,688.60 | - | 0.000732 |
| Aug 28, 20 | 3,686.08 | 3,699.85 | 3,665.96 | 3,691.30 | 3,691.30 | - | -0.00831 |
| Aug 31, 20 | 3,687.75 | 3,687.75 | 3,649.37 | 3,660.75 | 3,660.75 | - | -0.02997 |
| Sep 01, 201 | 3,657.04 | 3,657.04 | 3,532.70 | 3,552.65 | 3,552.65 | - | 0.018297 |
| Sep 02, 201 | 3,558.21 | 3,618.34 | 3,558.21 | 3,618.25 | 3,618.25 | - | 0.001218 |
| Sep 03, 201 | 3,622.03 | 3,666.81 | 3,610.78 | 3,622.66 | 3,622.66 | - | -0.01537 |
| Sep 04, 201 | 3,616.68 | 3,616.68 | 3,548.88 | 3,567.41 | 3,567.41 | - | 0.024891 |
| Sep 08, 201 | 3,579.12 | 3,659.17 | 3,579.12 | 3,657.32 | 3,657.32 | - | -0.01391 |
| Sep 09, 201 | 3,661.42 | 3,693.24 | 3,599.19 | 3,606.80 | 3,606.80 | - | 0.005348 |
| Sep 10, 201 | 3,606.28 | 3,649.10 | 3,598.42 | 3,626.14 | 3,626.14 | - | 0.004787 |
| Sep 11, 201 | 3,625.72 | 3,643.55 | 3,603.00 | 3,643.54 | 3,643.54 | - | -0.00403 |
| Sep 14, 201 | 3,647.51 | 3,647.51 | 3,620.22 | 3,628.87 | 3,628.87 | - | 0.012762 |
| Sep 15, 201 | 3,632.77 | 3,684.96 | 3,631.32 | 3,675.48 | 3,675.48 | - | 0.008706 |
| Sep 16, 201 | 3,675.50 | 3,711.25 | 3,675.33 | 3,707.62 | 3,707.62 | - | -0.0024 |
| Sep 17, 201 | 3,708.27 | 3,755.47 | 3,692.34 | 3,698.74 | 3,698.74 | - | -0.01629 |
| Sep 18, 201 | 3,697.76 | 3,697.76 | 3,630.47 | 3,638.99 | 3,638.99 | - | 0.004565 |
| Sep 21, 201 | 3,644.24 | 3,679.18 | 3,634.88 | 3,655.64 | 3,655.64 | - | -0.01237 |
| Sep 22, 201 | 3,645.36 | 3,645.36 | 3,585.59 | 3,610.70 | 3,610.70 | - | -0.002 |
| Sep 23, 201 | 3,611.81 | 3,623.43 | 3,591.98 | 3,603.49 | 3,603.49 | - | -0.00337 |
| Sep 24, 201 | 3,596.14 | 3,600.51 | 3,548.06 | 3,591.37 | 3,591.37 | - | -0.00046 |
| Sep 25, 201 | 3,598.24 | 3,629.71 | 3,571.48 | 3,589.71 | 3,589.71 | - | -0.02571 |
| Sep 28, 201 | 3,586.73 | 3,586.73 | 3,493.88 | 3,498.61 | 3,498.61 | - | 0.001291 |
| Sep 29, 201 | 3,499.06 | 3,531.71 | 3,480.54 | 3,503.13 | 3,503.13 | - | 0.018956 |
| Sep 30, 201 | 3,509.02 | 3,571.11 | 3,509.02 | 3,570.17 | 3,570.17 | - | 0.002043 |
| Oct 01, 201 | 3,569.72 | 3,583.66 | 3,534.63 | 3,577.47 | 3,577.47 | - | 0.014312 |
| Oct 02, 201 | 3,574.01 | 3,629.04 | 3,522.15 | 3,629.04 | 3,629.04 | - | 0.018177 |
| Oct 05, 201 | 3,634.75 | 3,699.54 | 3,634.75 | 3,695.61 | 3,695.61 | - | -0.0036 |
| Oct 06, 201 | 3,694.82 | 3,703.90 | 3,667.61 | 3,682.33 | 3,682.33 | - | 0.008391 |
| Oct 07, 201 | 3,688.28 | 3,719.84 | 3,677.30 | 3,713.36 | 3,713.36 | - | 0.008784 |
| Oct 08, 201 | 3,709.99 | 3,751.82 | 3,698.06 | 3,746.12 | 3,746.12 | - | 0.000758 |
| Oct 09, 201 | 3,746.80 | 3,758.70 | 3,735.41 | 3,748.96 | 3,748.96 | - | 0.001272 |
| Oct 12, 201 | 3,750.37 | 3,755.97 | 3,740.92 | 3,753.73 | 3,753.73 | - | -0.00675 |
| Oct 13, 201 | 3,749.52 | 3,763.07 | 3,725.03 | 3,728.48 | 3,728.48 | - | -0.00467 |
| Oct 14, 201 | 3,728.63 | 3,739.61 | 3,704.61 | 3,711.11 | 3,711.11 | - | 0.014797 |
| Oct 15, 201 | 3,715.45 | 3,766.94 | 3,715.45 | 3,766.43 | 3,766.43 | - | 0.004559 |
| Oct 16, 201 | 3,767.37 | 3,784.40 | 3,760.11 | 3,783.64 | 3,783.64 | - | 0.000285 |
| Oct 19, 201 | 3,781.12 | 3,786.19 | 3,763.63 | 3,784.72 | 3,784.72 | - | -0.0014 |
| Oct 20, 201 | 3,782.83 | 3,794.94 | 3,771.70 | 3,779.44 | 3,779.44 | - | -0.00571 |
| Oct 21, 201 | 3,784.95 | 3,793.23 | 3,754.82 | 3,757.91 | 3,757.91 | - | 0.016516 |
| Oct 22, 201 | 3,763.48 | 3,825.50 | 3,763.48 | 3,820.49 | 3,820.49 | - | 0.010975 |
| Oct 23, 201 | 3,831.08 | 3,871.20 | 3,831.08 | 3,862.65 | 3,862.65 | - | -0.00191 |
| Oct 26, 201 | 3,862.55 | 3,862.55 | 3,846.77 | 3,855.29 | 3,855.29 | - | -0.00256 |
| Oct 27, 201 | 3,850.77 | 3,853.75 | 3,832.38 | 3,845.45 | 3,845.45 | - | 0.011863 |
| Oct 28, 201 | 3,846.91 | 3,891.34 | 3,840.66 | 3,891.34 | 3,891.34 | - | -0.00033 |
| Oct 29, 201 | 3,888.07 | 3,895.77 | 3,877.42 | 3,890.04 | 3,890.04 | - | -0.00482 |
| Oct 30, 201 | 3,891.14 | 3,899.13 | 3,871.29 | 3,871.33 | 3,871.33 | - | 0.011805 |
| Nov 02, 20 | 3,873.94 | 3,921.29 | 3,873.94 | 3,917.30 | 3,917.30 | - | 0.00274 |
| Nov 03, 20 | 3,914.73 | 3,940.51 | 3,905.21 | 3,928.05 | 3,928.05 | - | -0.00319 |
| Nov 04, 20 | 3,930.95 | 3,938.38 | 3,905.61 | 3,915.52 | 3,915.52 | - | -0.00093 |
| Nov 05, 20 | 3,915.15 | 3,928.38 | 3,894.20 | 3,911.89 | 3,911.89 | - | -0.00023 |
| Nov 06, 20 | 3,909.86 | 3,915.91 | 3,882.27 | 3,910.98 | 3,910.98 | - | -0.00966 |
| Nov 09, 20 | 3,906.87 | 3,906.87 | 3,854.18 | 3,873.37 | 3,873.37 | - | 0.00177 |
| Nov 10, 20 | 3,871.79 | 3,883.83 | 3,858.22 | 3,880.23 | 3,880.23 | - | -0.00323 |
| Nov 11, 20 | 3,883.38 | 3,889.94 | 3,867.52 | 3,867.71 | 3,867.71 | - | -0.01391 |
| Nov 12, 20 | 3,863.36 | 3,863.36 | 3,813.80 | 3,814.29 | 3,814.29 | - | -0.01126 |
| Nov 13, 20 | 3,811.85 | 3,811.85 | 3,769.85 | 3,771.59 | 3,771.59 | - | 0.014966 |
| Nov 16, 20 | 3,770.47 | 3,828.52 | 3,765.58 | 3,828.46 | 3,828.46 | - | -0.00113 |
| Nov 17, 20 | 3,830.17 | 3,854.45 | 3,815.72 | 3,824.14 | 3,824.14 | - | 0.016114 |
| Nov 18, 20 | 3,827.35 | 3,889.45 | 3,827.35 | 3,886.26 | 3,886.26 | - | -0.00108 |
| Nov 19, 20 | 3,886.65 | 3,892.31 | 3,877.44 | 3,882.06 | 3,882.06 | - | 0.003957 |
| Nov 20, 20 | 3,885.62 | 3,912.05 | 3,885.62 | 3,897.45 | 3,897.45 | - | -0.00119 |
| Nov 23, 20 | 3,898.06 | 3,909.61 | 3,883.10 | 3,892.80 | 3,892.80 | - | 0.00125 |
| Nov 24, 20 | 3,888.86 | 3,906.73 | 3,862.55 | 3,897.67 | 3,897.67 | - | -2.6E-05 |
| Nov 25, 20 | 3,898.37 | 3,905.27 | 3,892.77 | 3,897.57 | 3,897.57 | - | 0.000813 |
| Nov 27, 20 | 3,898.34 | 3,906.66 | 3,889.59 | 3,900.74 | 3,900.74 | - | -0.0046 |
| Nov 30, 20 | 3,902.52 | 3,907.82 | 3,882.84 | 3,882.84 | 3,882.84 | - | 0.010705 |
| Dec 01, 20 | 3,887.86 | 3,925.91 | 3,887.86 | 3,924.63 | 3,924.63 | - | -0.01082 |
| Dec 02, 20 | 3,923.83 | 3,928.49 | 3,878.21 | 3,882.38 | 3,882.38 | - | -0.01444 |
| Dec 03, 20 | 3,884.79 | 3,892.63 | 3,813.25 | 3,826.74 | 3,826.74 | - | 0.020324 |
| Dec 04, 20 | 3,829.80 | 3,909.31 | 3,829.80 | 3,905.31 | 3,905.31 | - | -0.00694 |
| Dec 07, 20 | 3,903.23 | 3,903.23 | 3,859.09 | 3,878.31 | 3,878.31 | - | -0.00642 |
| Dec 08, 20 | 3,871.77 | 3,872.52 | 3,832.46 | 3,853.48 | 3,853.48 | - | -0.00771 |
| Dec 09, 20 | 3,849.20 | 3,884.70 | 3,803.23 | 3,823.90 | 3,823.90 | - | 0.002359 |
| Dec 10, 20 | 3,824.90 | 3,861.73 | 3,820.77 | 3,832.93 | 3,832.93 | - | -0.01945 |
| Dec 11, 20 | 3,824.27 | 3,824.27 | 3,752.51 | 3,759.09 | 3,759.09 | - | 0.004811 |
| Dec 14, 20 | 3,761.21 | 3,779.01 | 3,723.72 | 3,777.22 | 3,777.22 | - | 0.010571 |
| Dec 15, 20 | 3,784.00 | 3,836.83 | 3,784.00 | 3,817.36 | 3,817.36 | - | 0.014501 |
| Dec 16, 20 | 3,823.49 | 3,879.76 | 3,816.52 | 3,873.12 | 3,873.12 | - | -0.015 |
| Dec 17, 20 | 3,875.01 | 3,879.81 | 3,815.07 | 3,815.46 | 3,815.46 | - | -0.01796 |
| Dec 18, 20 | 3,813.45 | 3,813.45 | 3,747.30 | 3,747.56 | 3,747.56 | - | 0.007865 |
| Dec 21, 20 | 3,756.82 | 3,780.27 | 3,748.71 | 3,777.15 | 3,777.15 | - | 0.008883 |
| Dec 22, 20 | 3,781.29 | 3,817.86 | 3,776.33 | 3,810.85 | 3,810.85 | - | 0.012418 |
| Dec 23, 20 | 3,817.18 | 3,859.29 | 3,817.18 | 3,858.47 | 3,858.47 | - | -0.0016 |
| Dec 24, 20 | 3,857.05 | 3,864.22 | 3,848.09 | 3,852.31 | 3,852.31 | - | -0.00218 |
| Dec 28, 20 | 3,846.31 | 3,846.31 | 3,820.94 | 3,843.94 | 3,843.94 | - | 0.010767 |
| Dec 29, 20 | 3,852.24 | 3,891.51 | 3,852.24 | 3,885.55 | 3,885.55 | - | -0.00714 |
| Dec 30, 20 | 3,884.04 | 3,884.04 | 3,855.53 | 3,857.90 | 3,857.90 | - | -0.00945 |
| Dec 31, 20 | 3,852.74 | 3,856.37 | 3,821.09 | 3,821.60 | 3,821.60 | - | -0.01519 |
| Jan 04, 201 | 3,811.74 | 3,811.74 | 3,721.04 | 3,763.99 | 3,763.99 | - | 0.002012 |
| Jan 05, 201 | 3,766.08 | 3,781.27 | 3,748.15 | 3,771.57 | 3,771.57 | - | -0.01284 |
| Jan 06, 201 | 3,763.55 | 3,763.55 | 3,702.47 | 3,723.44 | 3,723.44 | - | -0.02396 |
| Jan 07, 201 | 3,714.29 | 3,714.29 | 3,627.32 | 3,635.29 | 3,635.29 | - | -0.01089 |
| Jan 08, 201 | 3,640.69 | 3,667.68 | 3,589.46 | 3,595.91 | 3,595.91 | - | 0.000851 |
| Jan 11, 201 | 3,603.55 | 3,621.34 | 3,556.87 | 3,598.97 | 3,598.97 | - | 0.007775 |
| Jan 12, 201 | 3,606.77 | 3,643.34 | 3,581.55 | 3,627.06 | 3,627.06 | - | -0.02517 |
| Jan 13, 201 | 3,630.58 | 3,649.27 | 3,529.98 | 3,536.92 | 3,536.92 | - | 0.016574 |
| Jan 14, 201 | 3,539.60 | 3,619.67 | 3,516.14 | 3,596.03 | 3,596.03 | - | -0.02179 |
| Jan 15, 201 | 3,586.53 | 3,586.53 | 3,476.53 | 3,518.51 | 3,518.51 | - | 0.000537 |
| Jan 19, 201 | 3,534.11 | 3,558.01 | 3,489.13 | 3,520.40 | 3,520.40 | - | -0.01161 |
| Jan 20, 201 | 3,511.28 | 3,511.28 | 3,391.77 | 3,479.75 | 3,479.75 | - | 0.005214 |
| Jan 21, 201 | 3,483.85 | 3,536.78 | 3,460.51 | 3,497.94 | 3,497.94 | - | 0.020083 |
| Jan 22, 201 | 3,513.68 | 3,572.41 | 3,513.68 | 3,568.90 | 3,568.90 | - | -0.01576 |
| Jan 25, 201 | 3,567.76 | 3,567.76 | 3,511.04 | 3,513.11 | 3,513.11 | - | 0.014048 |
| Jan 26, 201 | 3,516.32 | 3,568.53 | 3,516.32 | 3,562.81 | 3,562.81 | - | -0.01086 |
| Jan 27, 201 | 3,560.97 | 3,588.01 | 3,505.18 | 3,524.33 | 3,524.33 | - | 0.005602 |
| Jan 28, 201 | 3,528.90 | 3,561.96 | 3,507.25 | 3,544.13 | 3,544.13 | - | 0.02448 |
| Jan 29, 201 | 3,545.40 | 3,631.96 | 3,545.40 | 3,631.96 | 3,631.96 | - | -0.00041 |
| Feb 01, 201 | 3,625.89 | 3,644.91 | 3,594.74 | 3,630.46 | 3,630.46 | - | -0.01889 |
| Feb 02, 201 | 3,622.85 | 3,622.85 | 3,551.77 | 3,562.52 | 3,562.52 | - | 0.005322 |
| Feb 03, 201 | 3,571.30 | 3,591.46 | 3,506.12 | 3,581.53 | 3,581.53 | - | 0.001724 |
| Feb 04, 201 | 3,580.64 | 3,610.00 | 3,559.89 | 3,587.71 | 3,587.71 | - | -0.0186 |
| Feb 05, 201 | 3,583.44 | 3,583.44 | 3,507.82 | 3,521.60 | 3,521.60 | - | -0.01416 |
| Feb 08, 201 | 3,509.19 | 3,509.19 | 3,425.31 | 3,472.08 | 3,472.08 | - | -0.00046 |
| Feb 09, 201 | 3,463.48 | 3,500.10 | 3,438.19 | 3,470.50 | 3,470.50 | - | 0.000156 |
| Feb 10, 201 | 3,480.85 | 3,526.66 | 3,468.15 | 3,471.04 | 3,471.04 | - | -0.01219 |
| Feb 11, 201 | 3,462.58 | 3,462.58 | 3,393.43 | 3,428.99 | 3,428.99 | - | 0.019434 |
| Feb 12, 201 | 3,437.47 | 3,496.29 | 3,437.47 | 3,496.28 | 3,496.28 | - | 0.016712 |
| Feb 16, 201 | 3,509.94 | 3,555.47 | 3,509.94 | 3,555.20 | 3,555.20 | - | 0.016448 |
| Feb 17, 201 | 3,561.60 | 3,621.39 | 3,561.60 | 3,614.16 | 3,614.16 | - | -0.00462 |
| Feb 18, 201 | 3,615.75 | 3,620.01 | 3,592.34 | 3,597.49 | 3,597.49 | - | 0.00012 |
| Feb 19, 201 | 3,595.96 | 3,599.77 | 3,568.67 | 3,597.92 | 3,597.92 | - | 0.014349 |
| Feb 22, 201 | 3,610.41 | 3,652.15 | 3,610.41 | 3,649.92 | 3,649.92 | - | -0.01247 |
| Feb 23, 201 | 3,644.29 | 3,644.29 | 3,601.27 | 3,604.68 | 3,604.68 | - | 0.004481 |
| Feb 24, 201 | 3,597.91 | 3,625.12 | 3,548.14 | 3,620.87 | 3,620.87 | - | 0.011524 |
| Feb 25, 201 | 3,625.63 | 3,663.03 | 3,613.59 | 3,662.84 | 3,662.84 | - | -0.00175 |
| Feb 26, 201 | 3,669.36 | 3,684.39 | 3,652.17 | 3,656.42 | 3,656.42 | - | -0.00806 |
| Feb 29, 201 | 3,655.03 | 3,675.94 | 3,626.35 | 3,627.06 | 3,627.06 | - | 0.023606 |
| Mar 01, 20 | 3,636.25 | 3,713.70 | 3,636.25 | 3,713.70 | 3,713.70 | - | 0.00427 |
| Mar 02, 20 | 3,711.09 | 3,729.64 | 3,696.45 | 3,729.59 | 3,729.59 | - | 0.003594 |
| Mar 03, 20 | 3,728.37 | 3,743.56 | 3,712.96 | 3,743.02 | 3,743.02 | - | 0.003321 |
| Mar 04, 20 | 3,744.25 | 3,772.64 | 3,730.79 | 3,755.47 | 3,755.47 | - | 0.000953 |
| Mar 07, 20 | 3,748.44 | 3,767.22 | 3,735.81 | 3,759.05 | 3,759.05 | - | -0.01112 |
| Mar 08, 20 | 3,750.58 | 3,750.58 | 3,714.13 | 3,717.49 | 3,717.49 | - | 0.005213 |
| Mar 09, 20 | 3,722.22 | 3,743.35 | 3,719.29 | 3,736.92 | 3,736.92 | - | 0.000219 |
| Mar 10, 20 | 3,740.37 | 3,766.86 | 3,699.59 | 3,737.74 | 3,737.74 | - | 0.016538 |
| Mar 11, 20 | 3,748.45 | 3,800.34 | 3,748.45 | 3,800.07 | 3,800.07 | - | -0.0012 |
| Mar 14, 20 | 3,794.83 | 3,804.77 | 3,781.38 | 3,795.53 | 3,795.53 | - | -0.00182 |
| Mar 15, 20 | 3,787.39 | 3,788.64 | 3,768.54 | 3,788.62 | 3,788.62 | - | 0.005651 |
| Mar 16, 20 | 3,785.70 | 3,819.02 | 3,777.94 | 3,810.09 | 3,810.09 | - | 0.006584 |
| Mar 17, 20 | 3,809.53 | 3,845.84 | 3,800.64 | 3,835.26 | 3,835.26 | - | 0.004394 |
| Mar 18, 20 | 3,836.33 | 3,857.38 | 3,836.33 | 3,852.15 | 3,852.15 | - | 0.000991 |
| Mar 21, 20 | 3,848.98 | 3,860.31 | 3,840.07 | 3,855.97 | 3,855.97 | - | -0.00072 |
| Mar 22, 20 | 3,850.99 | 3,865.93 | 3,835.84 | 3,853.18 | 3,853.18 | - | -0.0064 |
| Mar 23, 20 | 3,850.83 | 3,850.83 | 3,825.21 | 3,828.58 | 3,828.58 | - | -0.00038 |
| Mar 24, 20 | 3,820.64 | 3,827.31 | 3,802.03 | 3,827.14 | 3,827.14 | - | 0.000554 |
| Mar 28, 20 | 3,830.84 | 3,839.82 | 3,819.69 | 3,829.26 | 3,829.26 | - | 0.00898 |
| Mar 29, 20 | 3,827.59 | 3,865.47 | 3,813.72 | 3,863.80 | 3,863.80 | - | 0.004444 |
| Mar 30, 20 | 3,870.34 | 3,896.50 | 3,870.34 | 3,881.01 | 3,881.01 | - | -0.00204 |
| Mar 31, 20 | 3,880.69 | 3,888.49 | 3,868.86 | 3,873.11 | 3,873.11 | - | 0.006319 |
| Apr 01, 201 | 3,867.28 | 3,901.95 | 3,843.51 | 3,897.66 | 3,897.66 | - | -0.003 |
| Apr 04, 201 | 3,899.28 | 3,900.82 | 3,879.31 | 3,886.00 | 3,886.00 | - | -0.01019 |
| Apr 05, 201 | 3,879.19 | 3,879.19 | 3,841.68 | 3,846.59 | 3,846.59 | - | 0.010813 |
| Apr 06, 201 | 3,848.72 | 3,889.64 | 3,844.22 | 3,888.41 | 3,888.41 | - | -0.01201 |
| Apr 07, 201 | 3,881.68 | 3,881.68 | 3,826.77 | 3,841.98 | 3,841.98 | - | 0.002792 |
| Apr 08, 201 | 3,848.85 | 3,877.25 | 3,841.65 | 3,852.72 | 3,852.72 | - | -0.00274 |
| Apr 11, 201 | 3,857.68 | 3,881.50 | 3,842.02 | 3,842.17 | 3,842.17 | - | 0.009648 |
| Apr 12, 201 | 3,845.55 | 3,885.65 | 3,838.06 | 3,879.42 | 3,879.42 | - | 0.010138 |
| Apr 13, 201 | 3,887.90 | 3,920.33 | 3,887.90 | 3,918.95 | 3,918.95 | - | 0.000276 |
| Apr 14, 201 | 3,920.23 | 3,929.51 | 3,911.29 | 3,920.03 | 3,920.03 | - | -0.00099 |
| Apr 15, 201 | 3,920.62 | 3,920.62 | 3,907.90 | 3,916.17 | 3,916.17 | - | 0.006539 |
| Apr 18, 201 | 3,912.66 | 3,942.38 | 3,902.99 | 3,941.86 | 3,941.86 | - | 0.003078 |
| Apr 19, 201 | 3,945.07 | 3,960.09 | 3,936.85 | 3,954.01 | 3,954.01 | - | 0.000819 |
| Apr 20, 201 | 3,955.60 | 3,973.53 | 3,945.85 | 3,957.25 | 3,957.25 | - | -0.00518 |
| Apr 21, 201 | 3,956.77 | 3,959.95 | 3,931.28 | 3,936.80 | 3,936.80 | - | 5.08E-05 |
| Apr 22, 201 | 3,936.83 | 3,942.03 | 3,917.50 | 3,937.00 | 3,937.00 | - | -0.00181 |
| Apr 25, 201 | 3,932.84 | 3,932.84 | 3,910.58 | 3,929.88 | 3,929.88 | - | 0.001869 |
| Apr 26, 201 | 3,933.73 | 3,946.94 | 3,926.16 | 3,937.23 | 3,937.23 | - | 0.001723 |
| Apr 27, 201 | 3,938.70 | 3,952.92 | 3,919.92 | 3,944.02 | 3,944.02 | - | -0.00921 |
| Apr 28, 201 | 3,936.34 | 3,952.08 | 3,900.26 | 3,907.88 | 3,907.88 | - | -0.00507 |
| Apr 29, 201 | 3,900.41 | 3,903.16 | 3,863.66 | 3,888.13 | 3,888.13 | - | 0.007788 |
| May 02, 20 | 3,891.68 | 3,922.27 | 3,889.69 | 3,918.53 | 3,918.53 | - | -0.00869 |
| May 03, 20 | 3,910.63 | 3,910.63 | 3,868.71 | 3,884.63 | 3,884.63 | - | -0.00574 |
| May 04, 20 | 3,879.68 | 3,879.68 | 3,851.94 | 3,862.40 | 3,862.40 | - | 0 |
| May 05, 20 | 3,866.77 | 3,880.46 | 3,853.27 | 3,862.40 | 3,862.40 | - | 0.003303 |
| May 06, 20 | 3,857.53 | 3,876.23 | 3,841.90 | 3,875.18 | 3,875.18 | - | 0.000764 |
| May 09, 20 | 3,875.99 | 3,888.41 | 3,869.91 | 3,878.14 | 3,878.14 | - | 0.012426 |
| May 10, 20 | 3,885.64 | 3,927.50 | 3,885.64 | 3,926.63 | 3,926.63 | - | -0.00908 |
| May 11, 20 | 3,926.60 | 3,926.60 | 3,891.13 | 3,891.13 | 3,891.13 | - | -7.2E-05 |
| May 12, 20 | 3,896.62 | 3,909.47 | 3,870.18 | 3,890.85 | 3,890.85 | - | -0.00843 |
| May 13, 20 | 3,888.12 | 3,896.17 | 3,851.62 | 3,858.17 | 3,858.17 | - | 0.00985 |
| May 16, 20 | 3,858.41 | 3,906.20 | 3,858.41 | 3,896.36 | 3,896.36 | - | -0.00915 |
| May 17, 20 | 3,894.50 | 3,895.45 | 3,848.92 | 3,860.88 | 3,860.88 | - | 0.000355 |
| May 18, 20 | 3,856.13 | 3,886.70 | 3,837.53 | 3,862.25 | 3,862.25 | - | -0.0037 |
| May 19, 20 | 3,855.84 | 3,855.84 | 3,821.53 | 3,847.97 | 3,847.97 | - | 0.006161 |
| May 20, 20 | 3,852.06 | 3,883.13 | 3,852.06 | 3,871.75 | 3,871.75 | - | -0.00205 |
| May 23, 20 | 3,871.71 | 3,878.00 | 3,862.36 | 3,863.82 | 3,863.82 | - | 0.013611 |
| May 24, 20 | 3,872.61 | 3,923.58 | 3,872.61 | 3,916.77 | 3,916.77 | - | 0.007012 |
| May 25, 20 | 3,922.42 | 3,952.22 | 3,922.42 | 3,944.33 | 3,944.33 | - | -7.1E-05 |
| May 26, 20 | 3,946.58 | 3,951.82 | 3,938.37 | 3,944.05 | 3,944.05 | - | 0.004458 |
| May 27, 20 | 3,944.68 | 3,961.67 | 3,944.68 | 3,961.67 | 3,961.67 | - | -0.00094 |
| May 31, 20 | 3,963.93 | 3,970.23 | 3,942.28 | 3,957.95 | 3,957.95 | - | 0.0013 |
| Jun 01, 201 | 3,952.93 | 3,966.19 | 3,936.33 | 3,963.10 | 3,963.10 | - | 0.002938 |
| Jun 02, 201 | 3,960.50 | 3,974.76 | 3,943.30 | 3,974.76 | 3,974.76 | - | -0.00291 |
| Jun 03, 201 | 3,972.56 | 3,972.56 | 3,937.29 | 3,963.23 | 3,963.23 | - | 0.004911 |
| Jun 06, 201 | 3,966.55 | 3,990.21 | 3,966.55 | 3,982.74 | 3,982.74 | - | 0.00131 |
| Jun 07, 201 | 3,984.29 | 4,001.34 | 3,984.29 | 3,987.96 | 3,987.96 | - | 0.003509 |
| Jun 08, 201 | 3,989.88 | 4,004.69 | 3,989.88 | 4,001.98 | 4,001.98 | - | -0.00168 |
| Jun 09, 201 | 3,995.61 | 3,999.36 | 3,980.67 | 3,995.28 | 3,995.28 | - | -0.0092 |
| Jun 10, 201 | 3,984.17 | 3,984.17 | 3,947.14 | 3,958.68 | 3,958.68 | - | -0.00785 |
| Jun 13, 201 | 3,951.70 | 3,963.50 | 3,926.61 | 3,927.73 | 3,927.73 | - | -0.00173 |
| Jun 14, 201 | 3,923.45 | 3,932.14 | 3,899.89 | 3,920.93 | 3,920.93 | - | -0.00176 |
| Jun 15, 201 | 3,925.54 | 3,940.72 | 3,910.81 | 3,914.02 | 3,914.02 | - | 0.003293 |
| Jun 16, 201 | 3,904.95 | 3,930.00 | 3,874.74 | 3,926.93 | 3,926.93 | - | -0.00326 |

| | | | | | | | |
|---|---|---|---|---|---|---|---|
| Jun 17, 201 | 3,927.44 | 3,927.44 | 3,898.37 | 3,914.15 | 3,914.15 | - | 0.005798 |
| Jun 20, 201 | 3,922.42 | 3,969.81 | 3,922.42 | 3,936.91 | 3,936.91 | - | 0.002798 |
| Jun 21, 201 | 3,940.93 | 3,956.94 | 3,936.83 | 3,947.94 | 3,947.94 | - | -0.00165 |
| Jun 22, 201 | 3,949.58 | 3,968.41 | 3,939.41 | 3,941.45 | 3,941.45 | - | 0.01329 |
| Jun 23, 201 | 3,955.40 | 3,994.18 | 3,955.40 | 3,994.18 | 3,994.18 | - | -0.03658 |
| Jun 24, 201 | 3,976.20 | 3,976.20 | 3,841.77 | 3,850.70 | 3,850.70 | - | -0.01826 |
| Jun 27, 201 | 3,839.44 | 3,839.44 | 3,764.35 | 3,781.02 | 3,781.02 | - | 0.017833 |
| Jun 28, 201 | 3,793.44 | 3,849.05 | 3,793.44 | 3,849.05 | 3,849.05 | - | 0.017015 |
| Jun 29, 201 | 3,862.02 | 3,919.56 | 3,862.02 | 3,915.10 | 3,915.10 | - | 0.013474 |
| Jun 30, 201 | 3,919.64 | 3,968.35 | 3,913.67 | 3,968.21 | 3,968.21 | - | 0.002132 |
| Jul 01, 201 | 3,969.85 | 3,987.54 | 3,967.18 | 3,976.68 | 3,976.68 | - | -0.0068 |
| Jul 05, 201 | 3,962.02 | 3,962.02 | 3,935.20 | 3,949.72 | 3,949.72 | - | 0.005691 |
| Jul 06, 201 | 3,943.32 | 3,974.11 | 3,923.65 | 3,972.26 | 3,972.26 | - | -0.00077 |
| Jul 07, 201 | 3,973.96 | 3,990.27 | 3,953.15 | 3,969.19 | 3,969.19 | - | 0.015142 |
| Jul 08, 201 | 3,986.37 | 4,033.10 | 3,986.37 | 4,029.75 | 4,029.75 | - | 0.003404 |
| Jul 11, 201 | 4,033.20 | 4,054.84 | 4,033.20 | 4,043.49 | 4,043.49 | - | 0.006989 |
| Jul 12, 201 | 4,047.94 | 4,077.89 | 4,047.94 | 4,071.85 | 4,071.85 | - | 0.000226 |
| Jul 13, 201 | 4,075.39 | 4,080.39 | 4,061.05 | 4,072.77 | 4,072.77 | - | 0.005268 |
| Jul 14, 201 | 4,083.18 | 4,104.11 | 4,083.18 | 4,094.28 | 4,094.28 | - | -0.00093 |
| Jul 15, 201 | 4,096.90 | 4,104.26 | 4,079.25 | 4,090.49 | 4,090.49 | - | 0.00242 |
| Jul 18, 201 | 4,091.22 | 4,103.16 | 4,086.72 | 4,100.40 | 4,100.40 | - | -0.00141 |
| Jul 19, 201 | 4,094.63 | 4,096.22 | 4,085.58 | 4,094.61 | 4,094.61 | - | 0.004386 |
| Jul 20, 201 | 4,099.52 | 4,117.55 | 4,097.23 | 4,112.61 | 4,112.61 | - | -0.0036 |
| Jul 21, 201 | 4,112.47 | 4,115.56 | 4,087.57 | 4,097.82 | 4,097.82 | - | 0.004548 |
| Jul 22, 201 | 4,100.30 | 4,116.66 | 4,094.21 | 4,116.50 | 4,116.50 | - | -0.00301 |
| Jul 25, 201 | 4,114.03 | 4,114.03 | 4,091.77 | 4,104.13 | 4,104.13 | - | 0.000351 |
| Jul 26, 201 | 4,105.19 | 4,113.84 | 4,088.55 | 4,105.57 | 4,105.57 | - | -0.00116 |
| Jul 27, 201 | 4,106.92 | 4,116.69 | 4,086.75 | 4,100.81 | 4,100.81 | - | 0.001691 |
| Jul 28, 201 | 4,100.17 | 4,113.04 | 4,088.24 | 4,107.75 | 4,107.75 | - | 0.001644 |
| Jul 29, 201 | 4,105.47 | 4,121.11 | 4,095.36 | 4,114.51 | 4,114.51 | - | -0.00127 |
| Aug 01, 20 | 4,113.66 | 4,123.37 | 4,100.53 | 4,109.28 | 4,109.28 | - | -0.00635 |
| Aug 02, 20 | 4,107.69 | 4,108.18 | 4,065.38 | 4,083.25 | 4,083.25 | - | 0.003435 |
| Aug 03, 20 | 4,084.08 | 4,097.30 | 4,076.07 | 4,097.30 | 4,097.30 | - | 0.000466 |
| Aug 04, 20 | 4,097.80 | 4,106.64 | 4,089.41 | 4,099.21 | 4,099.21 | - | 0.008587 |
| Aug 05, 20 | 4,107.89 | 4,134.56 | 4,107.89 | 4,134.56 | 4,134.56 | - | -0.00082 |
| Aug 08, 20 | 4,136.63 | 4,139.80 | 4,125.46 | 4,131.19 | 4,131.19 | - | 0.000428 |
| Aug 09, 20 | 4,133.92 | 4,144.14 | 4,127.06 | 4,132.96 | 4,132.96 | - | -0.0025 |
| Aug 10, 20 | 4,136.52 | 4,137.47 | 4,116.08 | 4,122.65 | 4,122.65 | - | 0.004856 |
| Aug 11, 20 | 4,127.89 | 4,147.74 | 4,127.89 | 4,142.72 | 4,142.72 | - | -0.00075 |
| Aug 12, 20 | 4,139.04 | 4,143.82 | 4,130.87 | 4,139.63 | 4,139.63 | - | 0.002909 |
| Aug 15, 20 | 4,143.98 | 4,158.63 | 4,143.98 | 4,151.69 | 4,151.69 | - | -0.00532 |
| Aug 16, 20 | 4,145.01 | 4,145.01 | 4,129.66 | 4,129.68 | 4,129.68 | - | 0.002114 |
| Aug 17, 20 | 4,130.12 | 4,140.03 | 4,112.47 | 4,138.42 | 4,138.42 | - | 0.002225 |
| Aug 18, 20 | 4,137.92 | 4,147.65 | 4,135.21 | 4,147.64 | 4,147.64 | - | -0.00131 |
| Aug 19, 20 | 4,142.93 | 4,144.37 | 4,125.67 | 4,142.23 | 4,142.23 | - | -0.00055 |
| Aug 22, 20 | 4,137.96 | 4,144.73 | 4,127.32 | 4,139.97 | 4,139.97 | - | 0.001976 |
| Aug 23, 20 | 4,149.89 | 4,160.49 | 4,147.99 | 4,148.16 | 4,148.16 | - | -0.0052 |
| Aug 24, 20 | 4,144.96 | 4,147.86 | 4,118.71 | 4,126.65 | 4,126.65 | - | -0.00135 |
| Aug 25, 20 | 4,122.65 | 4,133.44 | 4,115.93 | 4,121.09 | 4,121.09 | - | -0.00156 |
| Aug 26, 20 | 4,126.17 | 4,150.36 | 4,098.29 | 4,114.68 | 4,114.68 | - | 0.005349 |
| Aug 29, 20 | 4,117.42 | 4,142.63 | 4,117.42 | 4,136.75 | 4,136.75 | - | -0.00179 |
| Aug 30, 20 | 4,135.65 | 4,140.89 | 4,118.52 | 4,129.34 | 4,129.34 | - | -0.00219 |
| Aug 31, 20 | 4,125.24 | 4,125.53 | 4,102.11 | 4,120.29 | 4,120.29 | - | -2.9E-05 |
| Sep 01, 201 | 4,121.06 | 4,125.27 | 4,094.03 | 4,120.17 | 4,120.17 | - | 0.004246 |
| Sep 02, 201 | 4,132.96 | 4,146.93 | 4,125.62 | 4,137.70 | 4,137.70 | - | 0.002995 |
| Sep 06, 201 | 4,140.87 | 4,150.29 | 4,128.52 | 4,150.11 | 4,150.11 | - | 9.64E-05 |
| Sep 07, 201 | 4,148.63 | 4,153.66 | 4,137.05 | 4,150.51 | 4,150.51 | - | -0.00218 |
| Sep 08, 201 | 4,144.23 | 4,148.37 | 4,134.22 | 4,141.46 | 4,141.46 | - | -0.02482 |
| Sep 09, 201 | 4,118.32 | 4,118.32 | 4,039.95 | 4,039.95 | 4,039.95 | - | 0.014625 |
| Sep 12, 201 | 4,026.98 | 4,107.51 | 4,023.89 | 4,099.47 | 4,099.47 | - | -0.01463 |
| Sep 13, 201 | 4,084.45 | 4,084.45 | 4,027.11 | 4,039.92 | 4,039.92 | - | -0.00052 |
| Sep 14, 201 | 4,041.80 | 4,067.33 | 4,026.70 | 4,037.83 | 4,037.83 | - | 0.010223 |
| Sep 15, 201 | 4,037.72 | 4,087.01 | 4,032.17 | 4,079.32 | 4,079.32 | - | -0.00377 |
| Sep 16, 201 | 4,077.87 | 4,077.87 | 4,048.86 | 4,063.97 | 4,063.97 | - | -7.4E-06 |
| Sep 19, 201 | 4,073.20 | 4,091.45 | 4,057.85 | 4,063.94 | 4,063.94 | - | 0.00031 |
| Sep 20, 201 | 4,076.95 | 4,086.16 | 4,064.09 | 4,065.20 | 4,065.20 | - | 0.01087 |
| Sep 21, 201 | 4,074.41 | 4,113.39 | 4,064.91 | 4,109.63 | 4,109.63 | - | 0.006495 |
| Sep 22, 201 | 4,124.55 | 4,141.69 | 4,124.55 | 4,136.41 | 4,136.41 | - | -0.00575 |
| Sep 23, 201 | 4,129.02 | 4,129.63 | 4,111.39 | 4,112.69 | 4,112.69 | - | -0.00854 |
| Sep 26, 201 | 4,101.35 | 4,101.35 | 4,075.78 | 4,077.71 | 4,077.71 | - | 0.00647 |
| Sep 27, 201 | 4,077.79 | 4,106.41 | 4,069.32 | 4,104.18 | 4,104.18 | - | 0.005504 |
| Sep 28, 201 | 4,108.74 | 4,128.79 | 4,089.63 | 4,126.83 | 4,126.83 | - | -0.00934 |
| Sep 29, 201 | 4,122.24 | 4,129.40 | 4,077.36 | 4,088.47 | 4,088.47 | - | 0.00794 |
| Sep 30, 201 | 4,098.71 | 4,134.42 | 4,098.71 | 4,121.06 | 4,121.06 | - | -0.00314 |
| Oct 03, 201 | 4,114.09 | 4,114.24 | 4,095.96 | 4,108.13 | 4,108.13 | - | -0.00487 |
| Oct 04, 201 | 4,112.65 | 4,116.62 | 4,075.85 | 4,088.17 | 4,088.17 | - | 0.004693 |
| Oct 05, 201 | 4,098.69 | 4,115.40 | 4,098.69 | 4,107.40 | 4,107.40 | - | 0.000509 |
| Oct 06, 201 | 4,104.64 | 4,113.40 | 4,089.61 | 4,109.49 | 4,109.49 | - | -0.00323 |
| Oct 07, 201 | 4,116.13 | 4,119.26 | 4,079.34 | 4,096.25 | 4,096.25 | - | 0.004596 |
| Oct 10, 201 | 4,108.90 | 4,126.36 | 4,108.90 | 4,115.12 | 4,115.12 | - | -0.01252 |
| Oct 11, 201 | 4,110.75 | 4,111.04 | 4,048.96 | 4,063.92 | 4,063.92 | - | 0.00123 |
| Oct 12, 201 | 4,066.05 | 4,080.66 | 4,056.73 | 4,068.92 | 4,068.92 | - | -0.00307 |
| Oct 13, 201 | 4,052.10 | 4,067.15 | 4,022.62 | 4,056.45 | 4,056.45 | - | 0.000205 |
| Oct 14, 201 | 4,070.02 | 4,088.09 | 4,057.28 | 4,057.28 | 4,057.28 | - | -0.00301 |
| Oct 17, 201 | 4,057.33 | 4,062.28 | 4,041.20 | 4,045.07 | 4,045.07 | - | 0.006142 |
| Oct 18, 201 | 4,067.53 | 4,079.06 | 4,062.16 | 4,069.99 | 4,069.99 | - | 0.002334 |
| Oct 19, 201 | 4,072.88 | 4,087.39 | 4,067.85 | 4,079.50 | 4,079.50 | - | -0.0013 |
| Oct 20, 201 | 4,076.40 | 4,085.28 | 4,059.14 | 4,074.18 | 4,074.18 | - | -8.1E-05 |
| Oct 21, 201 | 4,070.56 | 4,076.64 | 4,052.84 | 4,073.85 | 4,073.85 | - | 0.004743 |
| Oct 24, 201 | 4,087.84 | 4,099.76 | 4,084.83 | 4,093.22 | 4,093.22 | - | -0.00377 |
| Oct 25, 201 | 4,090.29 | 4,093.56 | 4,075.48 | 4,077.80 | 4,077.80 | - | -0.00173 |
| Oct 26, 201 | 4,066.08 | 4,082.73 | 4,055.86 | 4,070.76 | 4,070.76 | - | -0.00295 |
| Oct 27, 201 | 4,079.72 | 4,085.57 | 4,057.77 | 4,058.75 | 4,058.75 | - | -0.00306 |
| Oct 28, 201 | 4,057.44 | 4,073.60 | 4,033.03 | 4,046.36 | 4,046.36 | - | -0.00012 |
| Oct 31, 201 | 4,052.79 | 4,059.34 | 4,044.72 | 4,045.89 | 4,045.89 | - | -0.0068 |
| Nov 01, 20 | 4,050.74 | 4,056.00 | 3,992.10 | 4,018.47 | 4,018.47 | - | -0.00642 |
| Nov 02, 20 | 4,014.62 | 4,018.98 | 3,985.35 | 3,992.76 | 3,992.76 | - | -0.00407 |
| Nov 03, 20 | 3,995.85 | 4,002.93 | 3,970.05 | 3,976.56 | 3,976.56 | - | -0.00165 |
| Nov 04, 20 | 3,967.38 | 3,996.48 | 3,967.38 | 3,970.02 | 3,970.02 | - | 0.021993 |
| Nov 07, 20 | 3,999.41 | 4,058.77 | 3,999.41 | 4,058.30 | 4,058.30 | - | 0.004256 |
| Nov 08, 20 | 4,057.25 | 4,089.27 | 4,045.14 | 4,075.61 | 4,075.61 | - | 0.011083 |
| Nov 09, 20 | 4,060.65 | 4,134.04 | 4,049.16 | 4,121.03 | 4,121.03 | - | 0.002044 |
| Nov 10, 20 | 4,129.48 | 4,157.52 | 4,098.56 | 4,129.46 | 4,129.46 | - | -0.0014 |
| Nov 11, 20 | 4,120.37 | 4,126.47 | 4,100.90 | 4,123.69 | 4,123.69 | - | 2.91E-05 |
| Nov 14, 20 | 4,126.55 | 4,137.28 | 4,108.41 | 4,123.81 | 4,123.81 | - | 0.007684 |
| Nov 15, 20 | 4,132.57 | 4,156.47 | 4,129.12 | 4,155.62 | 4,155.62 | - | -0.0013 |
| Nov 16, 20 | 4,151.33 | 4,154.50 | 4,141.21 | 4,150.21 | 4,150.21 | - | 0.004726 |
| Nov 17, 20 | 4,153.64 | 4,171.64 | 4,149.90 | 4,169.87 | 4,169.87 | - | -0.00223 |
| Nov 18, 20 | 4,170.01 | 4,175.75 | 4,157.68 | 4,160.58 | 4,160.58 | - | 0.007447 |
| Nov 21, 20 | 4,169.27 | 4,192.65 | 4,169.27 | 4,191.68 | 4,191.68 | - | 0.002209 |
| Nov 22, 20 | 4,198.32 | 4,204.44 | 4,184.88 | 4,200.95 | 4,200.95 | - | 0.000842 |
| Nov 23, 20 | 4,192.72 | 4,204.49 | 4,185.01 | 4,204.49 | 4,204.49 | - | 0.003924 |
| Nov 25, 20 | 4,207.53 | 4,221.03 | 4,207.53 | 4,221.02 | 4,221.02 | - | -0.00514 |
| Nov 28, 20 | 4,215.58 | 4,217.33 | 4,196.79 | 4,199.39 | 4,199.39 | - | 0.00157 |
| Nov 29, 20 | 4,198.54 | 4,217.04 | 4,193.62 | 4,205.99 | 4,205.99 | - | -0.00244 |
| Nov 30, 20 | 4,207.48 | 4,224.90 | 4,195.73 | 4,195.73 | 4,195.73 | - | -0.00348 |
| Dec 01, 20 | 4,198.49 | 4,203.11 | 4,174.22 | 4,181.15 | 4,181.15 | - | 0.000397 |
| Dec 02, 20 | 4,181.22 | 4,194.25 | 4,176.01 | 4,182.81 | 4,182.81 | - | 0.005902 |
| Dec 05, 20 | 4,199.83 | 4,216.39 | 4,198.68 | 4,207.57 | 4,207.57 | - | 0.003433 |
| Dec 06, 20 | 4,212.55 | 4,223.06 | 4,203.01 | 4,222.04 | 4,222.04 | - | 0.01327 |
| Dec 07, 20 | 4,219.97 | 4,278.93 | 4,216.77 | 4,278.44 | 4,278.44 | - | 0.002255 |
| Dec 08, 20 | 4,278.45 | 4,298.53 | 4,271.65 | 4,288.10 | 4,288.10 | - | 0.005931 |
| Dec 09, 20 | 4,294.90 | 4,314.10 | 4,293.94 | 4,313.61 | 4,313.61 | - | -0.00108 |
| Dec 12, 20 | 4,312.50 | 4,322.32 | 4,300.17 | 4,308.94 | 4,308.94 | - | 0.006689 |
| Dec 13, 20 | 4,321.82 | 4,348.89 | 4,321.82 | 4,337.86 | 4,337.86 | - | -0.00808 |
| Dec 14, 20 | 4,331.71 | 4,346.65 | 4,294.13 | 4,302.93 | 4,302.93 | - | 0.003922 |
| Dec 15, 20 | 4,304.06 | 4,339.11 | 4,304.06 | 4,319.84 | 4,319.84 | - | -0.00172 |
| Dec 16, 20 | 4,329.08 | 4,331.39 | 4,305.08 | 4,312.40 | 4,312.40 | - | 0.001997 |
| Dec 19, 20 | 4,314.73 | 4,330.34 | 4,312.92 | 4,321.02 | 4,321.02 | - | 0.003774 |
| Dec 20, 20 | 4,329.22 | 4,340.76 | 4,328.55 | 4,337.36 | 4,337.36 | - | -0.00243 |
| Dec 21, 20 | 4,337.09 | 4,338.40 | 4,326.83 | 4,326.85 | 4,326.85 | - | -0.00174 |
| Dec 22, 20 | 4,323.10 | 4,323.31 | 4,310.05 | 4,319.33 | 4,319.33 | - | 0.001351 |
| Dec 23, 20 | 4,318.41 | 4,325.17 | 4,315.71 | 4,325.17 | 4,325.17 | - | 0.002254 |
| Dec 27, 20 | 4,329.87 | 4,344.26 | 4,329.87 | 4,334.93 | 4,334.93 | - | -0.00822 |
| Dec 28, 20 | 4,338.25 | 4,340.30 | 4,297.92 | 4,299.45 | 4,299.45 | - | -0.00025 |
| Dec 29, 20 | 4,298.86 | 4,308.37 | 4,289.42 | 4,298.39 | 4,298.39 | - | -0.0046 |
| Dec 30, 20 | 4,303.09 | 4,306.70 | 4,268.71 | 4,278.66 | 4,278.66 | - | 0.008476 |
| Jan 03, 201 | 4,303.12 | 4,326.53 | 4,290.85 | 4,315.08 | 4,315.08 | - | 0.005931 |
| Jan 04, 201 | 4,323.26 | 4,344.69 | 4,323.26 | 4,340.75 | 4,340.75 | - | -0.00076 |
| Jan 05, 201 | 4,335.89 | 4,342.24 | 4,321.15 | 4,337.45 | 4,337.45 | - | 0.00382 |
| Jan 06, 201 | 4,342.88 | 4,363.83 | 4,329.35 | 4,354.05 | 4,354.05 | - | -0.00355 |
| Jan 09, 201 | 4,347.58 | 4,351.21 | 4,338.61 | 4,338.62 | 4,338.62 | - | 4.61E-06 |
| Jan 10, 201 | 4,340.21 | 4,358.45 | 4,331.78 | 4,338.64 | 4,338.64 | - | 0.002918 |
| Jan 11, 201 | 4,338.47 | 4,351.32 | 4,323.71 | 4,351.32 | 4,351.32 | - | -0.00212 |
| Jan 12, 201 | 4,343.42 | 4,344.34 | 4,311.22 | 4,342.09 | 4,342.09 | - | 0.001845 |
| Jan 13, 201 | 4,346.48 | 4,357.71 | 4,344.13 | 4,350.11 | 4,350.11 | - | -0.00297 |
| Jan 17, 201 | 4,339.60 | 4,345.22 | 4,327.49 | 4,337.20 | 4,337.20 | - | 0.001928 |
| Jan 18, 201 | 4,340.31 | 4,345.78 | 4,329.45 | 4,345.57 | 4,345.57 | - | -0.0036 |
| Jan 19, 201 | 4,345.67 | 4,350.30 | 4,319.87 | 4,329.96 | 4,329.96 | - | 0.003392 |
| Jan 20, 201 | 4,342.08 | 4,355.41 | 4,332.72 | 4,344.67 | 4,344.67 | - | -0.00267 |
| Jan 23, 201 | 4,338.04 | 4,345.69 | 4,317.45 | 4,333.10 | 4,333.10 | - | 0.006547 |
| Jan 24, 201 | 4,338.23 | 4,370.12 | 4,335.97 | 4,361.56 | 4,361.56 | - | 0.007995 |
| Jan 25, 201 | 4,378.42 | 4,398.77 | 4,378.42 | 4,396.57 | 4,396.57 | - | -0.00071 |
| Jan 26, 201 | 4,397.15 | 4,401.57 | 4,388.49 | 4,393.43 | 4,393.43 | - | -0.00082 |
| Jan 27, 201 | 4,398.14 | 4,398.14 | 4,383.98 | 4,389.85 | 4,389.85 | - | -0.00598 |
| Jan 30, 201 | 4,373.45 | 4,373.45 | 4,339.19 | 4,363.67 | 4,363.67 | - | -0.00088 |
| Jan 31, 201 | 4,350.54 | 4,360.03 | 4,337.53 | 4,359.81 | 4,359.81 | - | 0.000525 |
| Feb 01, 201 | 4,373.65 | 4,380.41 | 4,348.53 | 4,362.10 | 4,362.10 | - | 0.00063 |
| Feb 02, 201 | 4,356.89 | 4,370.77 | 4,347.69 | 4,364.85 | 4,364.85 | - | 0.007327 |
| Feb 03, 201 | 4,379.96 | 4,398.58 | 4,378.72 | 4,396.95 | 4,396.95 | - | -0.00211 |
| Feb 06, 201 | 4,390.97 | 4,394.60 | 4,380.04 | 4,387.67 | 4,387.67 | - | 0.000273 |
| Feb 07, 201 | 4,394.21 | 4,400.96 | 4,383.30 | 4,388.87 | 4,388.87 | - | 0.001011 |
| Feb 08, 201 | 4,383.52 | 4,395.69 | 4,375.59 | 4,393.31 | 4,393.31 | - | 0.005921 |
| Feb 09, 201 | 4,398.01 | 4,425.50 | 4,398.01 | 4,419.40 | 4,419.40 | - | 0.003618 |
| Feb 10, 201 | 4,428.09 | 4,441.40 | 4,425.89 | 4,435.42 | 4,435.42 | - | 0.005488 |
| Feb 13, 201 | 4,447.32 | 4,466.18 | 4,446.76 | 4,459.83 | 4,459.83 | - | 0.004285 |
| Feb 14, 201 | 4,457.02 | 4,478.98 | 4,449.49 | 4,478.98 | 4,478.98 | - | 0.005124 |
| Feb 15, 201 | 4,475.80 | 4,505.92 | 4,474.40 | 4,501.99 | 4,501.99 | - | -0.00076 |
| Feb 16, 201 | 4,503.19 | 4,506.37 | 4,482.61 | 4,498.56 | 4,498.56 | - | 0.001697 |
| Feb 17, 201 | 4,490.58 | 4,506.20 | 4,484.08 | 4,506.20 | 4,506.20 | - | 0.006031 |
| Feb 21, 201 | 4,513.39 | 4,535.99 | 4,513.39 | 4,533.46 | 4,533.46 | - | -0.00099 |
| Feb 22, 201 | 4,525.69 | 4,533.33 | 4,520.38 | 4,528.97 | 4,528.97 | - | 0.000534 |
| Feb 23, 201 | 4,538.47 | 4,539.92 | 4,514.68 | 4,531.39 | 4,531.39 | - | 0.001733 |
| Feb 24, 201 | 4,516.98 | 4,539.25 | 4,511.65 | 4,539.25 | 4,539.25 | - | 0.001158 |
| Feb 27, 201 | 4,535.84 | 4,547.92 | 4,529.40 | 4,544.51 | 4,544.51 | - | -0.00255 |
| Feb 28, 201 | 4,537.61 | 4,540.87 | 4,523.99 | 4,532.93 | 4,532.93 | - | 0.013759 |
| Mar 01, 20 | 4,565.38 | 4,605.27 | 4,565.38 | 4,595.73 | 4,595.73 | - | -0.0058 |
| Mar 02, 20 | 4,593.79 | 4,593.79 | 4,565.90 | 4,569.17 | 4,569.17 | - | 0.000532 |
| Mar 03, 20 | 4,567.39 | 4,573.06 | 4,556.82 | 4,571.60 | 4,571.60 | - | -0.00326 |
| Mar 06, 20 | 4,556.57 | 4,563.41 | 4,542.68 | 4,556.72 | 4,556.72 | - | -0.00285 |
| Mar 07, 20 | 4,548.25 | 4,556.56 | 4,538.22 | 4,543.75 | 4,543.75 | - | -0.002 |
| Mar 08, 20 | 4,547.79 | 4,554.05 | 4,530.99 | 4,534.68 | 4,534.68 | - | 0.000811 |
| Mar 09, 20 | 4,535.71 | 4,546.44 | 4,518.60 | 4,538.36 | 4,538.36 | - | 0.003282 |
| Mar 10, 20 | 4,553.13 | 4,561.46 | 4,535.02 | 4,553.28 | 4,553.28 | - | 0.000694 |
| Mar 13, 20 | 4,552.77 | 4,558.03 | 4,546.94 | 4,556.44 | 4,556.44 | - | -0.00334 |
| Mar 14, 20 | 4,547.20 | 4,547.20 | 4,527.33 | 4,541.26 | 4,541.26 | - | 0.008372 |
| Mar 15, 20 | 4,550.79 | 4,588.50 | 4,548.14 | 4,579.44 | 4,579.44 | - | -0.00159 |
| Mar 16, 20 | 4,584.31 | 4,584.96 | 4,564.17 | 4,572.16 | 4,572.16 | - | -0.00131 |
| Mar 17, 20 | 4,576.65 | 4,580.41 | 4,565.01 | 4,566.17 | 4,566.17 | - | -0.00198 |
| Mar 20, 20 | 4,566.28 | 4,568.72 | 4,549.84 | 4,557.12 | 4,557.12 | - | -0.0124 |
| Mar 21, 20 | 4,568.76 | 4,573.68 | 4,496.95 | 4,500.98 | 4,500.98 | - | 0.001924 |
| Mar 22, 20 | 4,499.18 | 4,516.06 | 4,486.61 | 4,509.65 | 4,509.65 | - | -0.00105 |
| Mar 23, 20 | 4,504.94 | 4,529.77 | 4,498.01 | 4,504.92 | 4,504.92 | - | -0.00085 |
| Mar 24, 20 | 4,513.48 | 4,524.51 | 4,485.43 | 4,501.11 | 4,501.11 | - | -0.00102 |
| Mar 27, 20 | 4,472.56 | 4,502.88 | 4,459.50 | 4,496.53 | 4,496.53 | - | 0.007233 |
| Mar 28, 20 | 4,493.12 | 4,539.19 | 4,488.97 | 4,529.17 | 4,529.17 | - | 0.001289 |
| Mar 29, 20 | 4,526.19 | 4,539.27 | 4,519.32 | 4,535.01 | 4,535.01 | - | 0.002961 |
| Mar 30, 20 | 4,535.50 | 4,552.96 | 4,530.37 | 4,548.46 | 4,548.46 | - | -0.00226 |
| Mar 31, 20 | 4,542.25 | 4,552.85 | 4,538.02 | 4,538.21 | 4,538.21 | - | -0.00159 |
| Apr 03, 201 | 4,537.71 | 4,544.43 | 4,503.90 | 4,530.98 | 4,530.98 | - | 0.000721 |
| Apr 04, 201 | 4,523.88 | 4,534.91 | 4,516.24 | 4,534.25 | 4,534.25 | - | -0.00296 |
| Apr 05, 201 | 4,547.07 | 4,569.53 | 4,516.19 | 4,520.86 | 4,520.86 | - | 0.002225 |
| Apr 06, 201 | 4,523.82 | 4,543.74 | 4,514.54 | 4,530.93 | 4,530.93 | - | -0.00082 |
| Apr 07, 201 | 4,529.21 | 4,542.86 | 4,518.05 | 4,527.20 | 4,527.20 | - | 0.000744 |
| Apr 10, 201 | 4,530.56 | 4,548.21 | 4,519.68 | 4,530.57 | 4,530.57 | - | -0.00129 |
| Apr 11, 201 | 4,524.98 | 4,527.43 | 4,493.16 | 4,524.71 | 4,524.71 | - | -0.00375 |
| Apr 12, 201 | 4,521.65 | 4,522.67 | 4,500.66 | 4,507.76 | 4,507.76 | - | -0.00683 |
| Apr 13, 201 | 4,502.11 | 4,514.13 | 4,477.06 | 4,477.07 | 4,477.07 | - | 0.00858 |
| Apr 17, 201 | 4,484.14 | 4,515.90 | 4,483.99 | 4,515.65 | 4,515.65 | - | -0.00288 |
| Apr 18, 201 | 4,503.32 | 4,514.26 | 4,488.00 | 4,502.66 | 4,502.66 | - | -0.00158 |
| Apr 19, 201 | 4,512.13 | 4,523.25 | 4,489.62 | 4,495.56 | 4,495.56 | - | 0.007554 |
| Apr 20, 201 | 4,504.35 | 4,540.21 | 4,500.93 | 4,529.65 | 4,529.65 | - | -0.00304 |
| Apr 21, 201 | 4,527.52 | 4,530.27 | 4,507.97 | 4,515.90 | 4,515.90 | - | 0.010799 |
| Apr 24, 201 | 4,557.59 | 4,570.37 | 4,555.43 | 4,564.93 | 4,564.93 | - | 0.006074 |
| Apr 25, 201 | 4,579.08 | 4,600.18 | 4,578.62 | 4,592.74 | 4,592.74 | - | -0.00047 |
| Apr 26, 201 | 4,593.51 | 4,611.16 | 4,589.47 | 4,590.56 | 4,590.56 | - | 0.000655 |
| Apr 27, 201 | 4,595.36 | 4,599.90 | 4,581.88 | 4,593.57 | 4,593.57 | - | -0.00191 |
| Apr 28, 201 | 4,603.06 | 4,603.06 | 4,581.33 | 4,584.82 | 4,584.82 | - | 0.001735 |
| May 01, 20 | 4,593.11 | 4,604.59 | 4,586.13 | 4,592.78 | 4,592.78 | - | 0.001188 |
| May 02, 20 | 4,598.02 | 4,601.61 | 4,588.25 | 4,598.24 | 4,598.24 | - | -0.00107 |
| May 03, 20 | 4,590.17 | 4,596.54 | 4,577.29 | 4,593.32 | 4,593.32 | - | 0.000636 |
| May 04, 20 | 4,596.76 | 4,599.81 | 4,578.66 | 4,596.24 | 4,596.24 | - | 0.004093 |
| May 05, 20 | 4,601.79 | 4,615.10 | 4,596.13 | 4,615.09 | 4,615.09 | - | 0.000139 |
| May 08, 20 | 4,616.82 | 4,619.52 | 4,605.29 | 4,615.73 | 4,615.73 | - | -0.00098 |
| May 09, 20 | 4,620.17 | 4,624.48 | 4,602.64 | 4,611.21 | 4,611.21 | - | 0.001513 |
| May 10, 20 | 4,612.74 | 4,618.31 | 4,605.04 | 4,618.19 | 4,618.19 | - | -0.00184 |
| May 11, 20 | 4,610.46 | 4,612.03 | 4,585.29 | 4,609.69 | 4,609.69 | - | -0.00146 |
| May 12, 20 | 4,605.94 | 4,605.94 | 4,595.82 | 4,602.96 | 4,602.96 | - | 0.004887 |
| May 15, 20 | 4,609.45 | 4,628.84 | 4,609.45 | 4,625.51 | 4,625.51 | - | -0.00049 |
| May 16, 20 | 4,630.71 | 4,632.93 | 4,614.36 | 4,623.26 | 4,623.26 | - | -0.01805 |
| May 17, 20 | 4,590.49 | 4,594.18 | 4,539.20 | 4,540.58 | 4,540.58 | - | 0.0037 |
| May 18, 20 | 4,536.15 | 4,576.58 | 4,532.45 | 4,557.41 | 4,557.41 | - | 0.006766 |
| May 19, 20 | 4,568.40 | 4,602.45 | 4,567.76 | 4,588.35 | 4,588.35 | - | 0.005167 |
| May 22, 20 | 4,599.00 | 4,614.88 | 4,598.44 | 4,612.12 | 4,612.12 | - | 0.001859 |
| May 23, 20 | 4,618.04 | 4,625.37 | 4,612.01 | 4,620.70 | 4,620.70 | - | 0.002522 |
| May 24, 20 | 4,626.64 | 4,634.60 | 4,620.06 | 4,632.37 | 4,632.37 | - | 0.00457 |
| May 25, 20 | 4,642.95 | 4,660.46 | 4,640.09 | 4,653.59 | 4,653.59 | - | 0.000443 |
| May 26, 20 | 4,653.11 | 4,657.28 | 4,648.72 | 4,655.65 | 4,655.65 | - | -0.00105 |
| May 30, 20 | 4,648.37 | 4,655.26 | 4,644.14 | 4,650.76 | 4,650.76 | - | -0.00031 |
| May 31, 20 | 4,656.72 | 4,657.33 | 4,633.59 | 4,649.34 | 4,649.34 | - | 0.007664 |
| Jun 01, 201 | 4,657.33 | 4,685.11 | 4,653.31 | 4,685.11 | 4,685.11 | - | 0.003718 |
| Jun 02, 201 | 4,687.54 | 4,704.75 | 4,680.68 | 4,702.56 | 4,702.56 | - | -0.00118 |
| Jun 05, 201 | 4,700.35 | 4,703.64 | 4,693.63 | 4,697.00 | 4,697.00 | - | -0.00278 |
| Jun 06, 201 | 4,688.96 | 4,697.16 | 4,681.72 | 4,683.96 | 4,683.96 | - | 0.001777 |
| Jun 07, 201 | 4,690.16 | 4,696.37 | 4,676.14 | 4,692.29 | 4,692.29 | - | 0.000294 |
| Jun 08, 201 | 4,694.60 | 4,704.19 | 4,682.39 | 4,693.67 | 4,693.67 | - | -0.00083 |
| Jun 09, 201 | 4,698.70 | 4,717.60 | 4,660.18 | 4,689.79 | 4,689.79 | - | -0.00091 |
| Jun 12, 201 | 4,678.76 | 4,687.36 | 4,667.36 | 4,685.54 | 4,685.54 | - | 0.004757 |
| Jun 13, 201 | 4,695.92 | 4,710.04 | 4,690.44 | 4,707.88 | 4,707.88 | - | -0.00092 |
| Jun 14, 201 | 4,714.78 | 4,714.78 | 4,685.50 | 4,703.53 | 4,703.53 | - | -0.00206 |
| Jun 15, 201 | 4,677.81 | 4,696.72 | 4,667.10 | 4,693.86 | 4,693.86 | - | 0.000292 |
| Jun 16, 201 | 4,691.54 | 4,695.24 | 4,675.42 | 4,695.23 | 4,695.23 | - | 0.008325 |
| Jun 19, 201 | 4,713.43 | 4,735.11 | 4,712.08 | 4,734.48 | 4,734.48 | - | -0.00671 |
| Jun 20, 201 | 4,729.13 | 4,729.13 | 4,702.00 | 4,702.82 | 4,702.82 | - | -0.00049 |
| Jun 21, 201 | 4,707.64 | 4,713.17 | 4,691.10 | 4,700.50 | 4,700.50 | - | -0.00045 |
| Jun 22, 201 | 4,704.01 | 4,712.14 | 4,696.07 | 4,698.40 | 4,698.40 | - | 0.001559 |
| Jun 23, 201 | 4,698.69 | 4,711.71 | 4,691.92 | 4,705.73 | 4,705.73 | - | 0.000327 |
| Jun 26, 201 | 4,715.47 | 4,729.16 | 4,703.34 | 4,707.27 | 4,707.27 | - | -0.00811 |
| Jun 27, 201 | 4,702.00 | 4,709.19 | 4,669.27 | 4,669.27 | 4,669.27 | - | 0.008968 |
| Jun 28, 201 | 4,688.19 | 4,715.72 | 4,687.01 | 4,711.33 | 4,711.33 | - | -0.00861 |
| Jun 29, 201 | 4,714.75 | 4,715.41 | 4,644.07 | 4,670.96 | 4,670.96 | - | 0.001583 |
| Jun 30, 201 | 4,689.55 | 4,696.22 | 4,674.97 | 4,678.36 | 4,678.36 | - | 0.002402 |
| Jul 03, 201 | 4,694.19 | 4,709.16 | 4,688.99 | 4,689.61 | 4,689.61 | - | 0.001647 |
| Jul 05, 201 | 4,693.94 | 4,701.90 | 4,677.31 | 4,697.34 | 4,697.34 | - | -0.00905 |
| Jul 06, 201 | 4,681.46 | 4,682.99 | 4,651.21 | 4,655.02 | 4,655.02 | - | 0.006394 |
| Jul 07, 201 | 4,662.36 | 4,688.22 | 4,662.36 | 4,684.88 | 4,684.88 | - | 0.000932 |
| Jul 10, 201 | 4,683.59 | 4,698.06 | 4,679.50 | 4,689.25 | 4,689.25 | - | -0.00077 |
| Jul 11, 201 | 4,689.17 | 4,692.93 | 4,661.14 | 4,685.64 | 4,685.64 | - | 0.007366 |
| Jul 12, 201 | 4,705.79 | 4,725.13 | 4,705.79 | 4,720.28 | 4,720.28 | - | 0.001899 |
| Jul 13, 201 | 4,723.75 | 4,732.09 | 4,717.41 | 4,729.25 | 4,729.25 | - | 0.004679 |
| Jul 14, 201 | 4,731.90 | 4,759.55 | 4,727.38 | 4,751.43 | 4,751.43 | - | -2.1E-05 |
| Jul 17, 201 | 4,752.02 | 4,758.42 | 4,747.56 | 4,751.33 | 4,751.33 | - | 0.000619 |
| Jul 18, 201 | 4,745.14 | 4,754.84 | 4,734.53 | 4,754.27 | 4,754.27 | - | 0.00545 |
| Jul 19, 201 | 4,760.97 | 4,780.25 | 4,760.97 | 4,780.25 | 4,780.25 | - | -8.6E-05 |
| Jul 20, 201 | 4,783.92 | 4,787.77 | 4,770.32 | 4,779.84 | 4,779.84 | - | -0.00037 |
| Jul 21, 201 | 4,768.15 | 4,778.08 | 4,763.64 | 4,778.07 | 4,778.07 | - | -0.00104 |
| Jul 24, 201 | 4,777.21 | 4,779.27 | 4,766.20 | 4,773.10 | 4,773.10 | - | 0.002916 |
| Jul 25, 201 | 4,788.50 | 4,795.00 | 4,782.77 | 4,787.04 | 4,787.04 | - | 0.000286 |
| Jul 26, 201 | 4,792.55 | 4,795.10 | 4,782.83 | 4,788.41 | 4,788.41 | - | -0.00087 |
| Jul 27, 201 | 4,798.44 | 4,800.75 | 4,755.37 | 4,784.26 | 4,784.26 | - | -0.00131 |
| Jul 28, 201 | 4,772.25 | 4,780.78 | 4,763.74 | 4,778.02 | 4,778.02 | - | -0.00072 |
| Jul 31, 201 | 4,785.46 | 4,789.36 | 4,771.20 | 4,774.56 | 4,774.56 | - | 0.00245 |
| Aug 01, 20 | 4,787.73 | 4,790.45 | 4,776.21 | 4,786.27 | 4,786.27 | - | 0.000683 |
| Aug 02, 20 | 4,794.98 | 4,794.98 | 4,768.28 | 4,789.54 | 4,789.54 | - | -0.002 |
| Aug 03, 20 | 4,787.48 | 4,787.48 | 4,773.62 | 4,779.99 | 4,779.99 | - | 0.001906 |
| Aug 04, 20 | 4,789.21 | 4,795.20 | 4,779.95 | 4,789.11 | 4,789.11 | - | 0.001673 |
| Aug 07, 20 | 4,789.84 | 4,797.15 | 4,787.42 | 4,797.13 | 4,797.13 | - | -0.0023 |
| Aug 08, 20 | 4,792.76 | 4,816.97 | 4,777.26 | 4,786.12 | 4,786.12 | - | -0.00025 |
| Aug 09, 20 | 4,768.17 | 4,785.59 | 4,761.88 | 4,784.94 | 4,784.94 | - | -0.01422 |
| Aug 10, 20 | 4,769.96 | 4,769.96 | 4,716.63 | 4,717.40 | 4,717.40 | - | 0.001341 |
| Aug 11, 20 | 4,723.19 | 4,736.79 | 4,717.12 | 4,723.73 | 4,723.73 | - | 0.010047 |
| Aug 14, 20 | 4,750.38 | 4,776.04 | 4,750.38 | 4,771.43 | 4,771.43 | - | -0.00027 |
| Aug 15, 20 | 4,777.98 | 4,778.45 | 4,764.35 | 4,770.15 | 4,770.15 | - | 0.001703 |
| Aug 16, 20 | 4,779.28 | 4,791.40 | 4,770.19 | 4,778.28 | 4,778.28 | - | -0.01551 |
| Aug 17, 20 | 4,768.51 | 4,772.51 | 4,704.73 | 4,704.73 | 4,704.73 | - | -0.00181 |
| Aug 18, 20 | 4,700.26 | 4,724.58 | 4,686.84 | 4,696.22 | 4,696.22 | - | 0.001192 |
| Aug 21, 20 | 4,696.27 | 4,706.10 | 4,680.53 | 4,701.82 | 4,701.82 | - | 0.009928 |
| Aug 22, 20 | 4,712.41 | 4,753.11 | 4,712.41 | 4,748.73 | 4,748.73 | - | -0.00337 |
| Aug 23, 20 | 4,734.37 | 4,742.17 | 4,727.68 | 4,732.76 | 4,732.76 | - | -0.00206 |
| Aug 24, 20 | 4,740.34 | 4,745.09 | 4,717.65 | 4,723.03 | 4,723.03 | - | 0.001783 |
| Aug 25, 20 | 4,734.71 | 4,752.41 | 4,729.88 | 4,731.46 | 4,731.46 | - | 0.00053 |
| Aug 28, 20 | 4,740.00 | 4,743.41 | 4,723.89 | 4,733.97 | 4,733.97 | - | 0.000982 |
| Aug 29, 20 | 4,710.82 | 4,744.17 | 4,703.58 | 4,738.62 | 4,738.62 | - | 0.004863 |
| Aug 30, 20 | 4,739.40 | 4,766.98 | 4,734.96 | 4,761.72 | 4,761.72 | - | 0.00575 |
| Aug 31, 20 | 4,771.73 | 4,795.61 | 4,771.73 | 4,789.18 | 4,789.18 | - | 0.002046 |
| Sep 01, 201 | 4,794.86 | 4,806.41 | 4,793.83 | 4,798.99 | 4,798.99 | - | -0.00758 |
| Sep 05, 201 | 4,786.97 | 4,790.10 | 4,741.05 | 4,762.75 | 4,762.75 | - | 0.003132 |
| Sep 06, 201 | 4,774.38 | 4,785.63 | 4,765.51 | 4,777.69 | 4,777.69 | - | 5.02E-05 |
| Sep 07, 201 | 4,783.66 | 4,784.75 | 4,768.62 | 4,777.93 | 4,777.93 | - | -0.00145 |
| Sep 08, 201 | 4,772.61 | 4,782.03 | 4,767.14 | 4,771.02 | 4,771.02 | - | 0.010795 |
| Sep 11, 201 | 4,796.46 | 4,824.43 | 4,796.46 | 4,822.80 | 4,822.80 | - | 0.003417 |
| Sep 12, 201 | 4,830.50 | 4,839.86 | 4,827.46 | 4,839.31 | 4,839.31 | - | 0.00077 |
| Sep 13, 201 | 4,834.35 | 4,843.05 | 4,830.97 | 4,843.04 | 4,843.04 | - | -0.00077 |
| Sep 14, 201 | 4,837.23 | 4,844.73 | 4,831.16 | 4,839.29 | 4,839.29 | - | 0.001971 |
| Sep 15, 201 | 4,840.00 | 4,848.84 | 4,835.20 | 4,848.84 | 4,848.84 | - | 0.001492 |
| Sep 18, 201 | 4,853.44 | 4,864.55 | 4,848.42 | 4,856.08 | 4,856.08 | - | 0.00112 |
| Sep 19, 201 | 4,860.83 | 4,863.84 | 4,854.94 | 4,861.52 | 4,861.52 | - | 0.000635 |
| Sep 20, 201 | 4,861.89 | 4,865.80 | 4,842.19 | 4,864.61 | 4,864.61 | - | -0.00302 |
| Sep 21, 201 | 4,862.66 | 4,862.66 | 4,846.93 | 4,849.95 | 4,849.95 | - | 0.00067 |
| Sep 22, 201 | 4,843.58 | 4,855.61 | 4,842.81 | 4,853.20 | 4,853.20 | - | -0.00223 |
| Sep 25, 201 | 4,847.71 | 4,853.80 | 4,825.66 | 4,842.41 | 4,842.41 | - | 0.000151 |
| Sep 26, 201 | 4,851.28 | 4,856.03 | 4,839.94 | 4,843.14 | 4,843.14 | - | 0.004078 |
| Sep 27, 201 | 4,855.67 | 4,871.92 | 4,841.39 | 4,862.93 | 4,862.93 | - | 0.001414 |
| Sep 28, 201 | 4,856.90 | 4,871.25 | 4,855.96 | 4,869.81 | 4,869.81 | - | 0.003722 |
| Sep 29, 201 | 4,869.73 | 4,888.00 | 4,866.04 | 4,887.97 | 4,887.97 | - | 0.003869 |
| Oct 02, 201 | 4,891.56 | 4,907.13 | 4,890.03 | 4,906.92 | 4,906.92 | - | 0.002201 |
| Oct 03, 201 | 4,909.50 | 4,918.77 | 4,906.64 | 4,917.73 | 4,917.73 | - | 0.001313 |
| Oct 04, 201 | 4,915.93 | 4,929.55 | 4,912.73 | 4,924.19 | 4,924.19 | - | 0.005803 |
| Oct 05, 201 | 4,931.10 | 4,953.65 | 4,929.49 | 4,952.85 | 4,952.85 | - | -0.00076 |
| Oct 06, 201 | 4,945.42 | 4,949.25 | 4,938.44 | 4,949.09 | 4,949.09 | - | -0.00181 |
| Oct 09, 201 | 4,953.09 | 4,953.85 | 4,934.12 | 4,940.16 | 4,940.16 | - | 0.002347 |
| Oct 10, 201 | 4,950.50 | 4,960.67 | 4,940.58 | 4,951.77 | 4,951.77 | - | 0.00182 |
| Oct 11, 201 | 4,951.82 | 4,960.79 | 4,946.65 | 4,960.79 | 4,960.79 | - | -0.0016 |
| Oct 12, 201 | 4,956.63 | 4,961.37 | 4,947.77 | 4,952.85 | 4,952.85 | - | 0.000892 |
| Oct 13, 201 | 4,962.10 | 4,965.92 | 4,955.17 | 4,957.27 | 4,957.27 | - | 0.00177 |
| Oct 16, 201 | 4,962.03 | 4,969.53 | 4,956.38 | 4,966.05 | 4,966.05 | - | 0.00067 |
| Oct 17, 201 | 4,965.14 | 4,969.99 | 4,960.48 | 4,969.38 | 4,969.38 | - | 0.000784 |
| Oct 18, 201 | 4,976.39 | 4,978.72 | 4,970.20 | 4,973.28 | 4,973.28 | - | 0.00041 |
| Oct 19, 201 | 4,958.40 | 4,975.81 | 4,947.89 | 4,975.32 | 4,975.32 | - | 0.00517 |
| Oct 20, 201 | 4,986.26 | 5,001.56 | 4,986.26 | 5,001.11 | 5,001.11 | - | -0.00395 |
| Oct 23, 201 | 5,006.80 | 5,006.80 | 4,980.13 | 4,981.37 | 4,981.37 | - | 0.001643 |
| Oct 24, 201 | 4,988.65 | 4,995.47 | 4,982.72 | 4,989.56 | 4,989.56 | - | -0.00467 |
| Oct 25, 201 | 4,984.49 | 4,986.16 | 4,940.76 | 4,966.29 | 4,966.29 | - | 0.00127 |
| Oct 26, 201 | 4,971.97 | 4,985.49 | 4,971.44 | 4,972.60 | 4,972.60 | - | 0.008042 |
| Oct 27, 201 | 4,991.77 | 5,016.43 | 4,983.41 | 5,012.75 | 5,012.75 | - | -0.00312 |
| Oct 30, 201 | 5,006.70 | 5,011.10 | 4,988.29 | 4,997.15 | 4,997.15 | - | 0.000976 |
| Oct 31, 201 | 5,003.44 | 5,007.91 | 4,995.98 | 5,002.03 | 5,002.03 | - | 0.00159 |
| Nov 01, 20 | 5,017.47 | 5,027.48 | 5,001.41 | 5,009.99 | 5,009.99 | - | 0.000297 |
| Nov 02, 20 | 5,010.71 | 5,013.93 | 4,985.05 | 5,011.48 | 5,011.48 | - | 0.00319 |
| Nov 03, 20 | 5,016.01 | 5,028.62 | 5,005.99 | 5,027.49 | 5,027.49 | - | 0.001354 |
| Nov 06, 20 | 5,027.20 | 5,038.66 | 5,023.83 | 5,034.30 | 5,034.30 | - | -0.00018 |
| Nov 07, 20 | 5,036.23 | 5,045.78 | 5,021.23 | 5,033.38 | 5,033.38 | - | 0.001461 |
| Nov 08, 20 | 5,029.73 | 5,042.86 | 5,022.66 | 5,040.74 | 5,040.74 | - | -0.00352 |
| Nov 09, 20 | 5,021.80 | 5,026.55 | 4,987.46 | 5,023.01 | 5,023.01 | - | -0.00054 |
| Nov 10, 20 | 5,016.19 | 5,023.23 | 5,007.41 | 5,020.31 | 5,020.31 | - | 0.001005 |
| Nov 13, 20 | 5,009.18 | 5,030.82 | 5,005.27 | 5,025.36 | 5,025.36 | - | -0.00216 |
| Nov 14, 20 | 5,012.35 | 5,016.06 | 4,990.62 | 5,014.53 | 5,014.53 | - | -0.00531 |
| Nov 15, 20 | 4,997.35 | 5,003.89 | 4,974.38 | 4,987.96 | 4,987.96 | - | 0.008488 |
| Nov 16, 20 | 5,005.78 | 5,039.10 | 5,005.78 | 5,030.48 | 5,030.48 | - | -0.00259 |
| Nov 17, 20 | 5,025.41 | 5,027.38 | 5,015.05 | 5,017.45 | 5,017.45 | - | 0.001307 |
| Nov 20, 20 | 5,018.86 | 5,028.66 | 5,016.42 | 5,024.01 | 5,024.01 | - | 0.006535 |
| Nov 21, 20 | 5,037.76 | 5,061.16 | 5,037.76 | 5,056.95 | 5,056.95 | - | -0.00066 |
| Nov 22, 20 | 5,059.88 | 5,060.97 | 5,050.05 | 5,053.60 | 5,053.60 | - | 0.002101 |
| Nov 24, 20 | 5,060.33 | 5,067.70 | 5,060.33 | 5,064.23 | 5,064.23 | - | -0.00027 |
| Nov 27, 20 | 5,065.25 | 5,072.42 | 5,057.91 | 5,062.85 | 5,062.85 | - | 0.009839 |
| Nov 28, 20 | 5,071.85 | 5,114.14 | 5,070.88 | 5,112.91 | 5,112.91 | - | -0.00024 |
| Nov 29, 20 | 5,115.10 | 5,128.79 | 5,100.53 | 5,111.68 | 5,111.68 | - | 0.008524 |
| Nov 30, 20 | 5,128.87 | 5,174.64 | 5,128.87 | 5,155.44 | 5,155.44 | - | -0.00199 |
| Dec 01, 20 | 5,150.83 | 5,161.53 | 5,074.14 | 5,145.21 | 5,145.21 | - | -0.00103 |
| Dec 04, 20 | 5,174.49 | 5,190.07 | 5,139.13 | 5,139.91 | 5,139.91 | - | -0.0037 |
| Dec 05, 20 | 5,140.79 | 5,158.06 | 5,117.37 | 5,120.92 | 5,120.92 | - | -9E-05 |
| Dec 06, 20 | 5,114.56 | 5,130.26 | 5,111.82 | 5,120.46 | 5,120.46 | - | 0.003102 |
| Dec 07, 20 | 5,119.64 | 5,144.16 | 5,116.73 | 5,136.37 | 5,136.37 | - | 0.005595 |
| Dec 08, 20 | 5,154.88 | 5,165.46 | 5,150.84 | 5,165.19 | 5,165.19 | - | 0.003201 |
| Dec 11, 20 | 5,166.56 | 5,182.43 | 5,165.17 | 5,181.75 | 5,181.75 | - | 0.001583 |
| Dec 12, 20 | 5,185.34 | 5,200.90 | 5,181.54 | 5,189.96 | 5,189.96 | - | -0.00044 |
| Dec 13, 20 | 5,196.93 | 5,205.29 | 5,187.68 | 5,187.68 | 5,187.68 | - | -0.00391 |
| Dec 14, 20 | 5,194.44 | 5,198.71 | 5,167.45 | 5,167.45 | 5,167.45 | - | 0.008987 |
| Dec 15, 20 | 5,184.53 | 5,221.56 | 5,182.64 | 5,214.10 | 5,214.10 | - | 0.00539 |
| Dec 18, 20 | 5,234.03 | 5,251.39 | 5,234.03 | 5,242.28 | 5,242.28 | - | -0.00322 |
| Dec 19, 20 | 5,247.33 | 5,250.62 | 5,224.05 | 5,225.43 | 5,225.43 | - | -0.0007 |
| Dec 20, 20 | 5,239.20 | 5,244.67 | 5,215.85 | 5,221.79 | 5,221.79 | - | 0.001984 |
| Dec 21, 20 | 5,229.14 | 5,247.85 | 5,227.93 | 5,232.16 | 5,232.16 | - | -0.00045 |
| Dec 22, 20 | 5,231.52 | 5,233.69 | 5,219.69 | 5,229.79 | 5,229.79 | - | -0.00101 |
| Dec 26, 20 | 5,221.75 | 5,228.84 | 5,219.61 | 5,224.51 | 5,224.51 | - | 0.000861 |
| Dec 27, 20 | 5,228.01 | 5,234.88 | 5,221.78 | 5,229.01 | 5,229.01 | - | 0.002021 |
| Dec 28, 20 | 5,236.79 | 5,239.77 | 5,230.16 | 5,239.59 | 5,239.59 | - | -0.00513 |
| Dec 29, 20 | 5,243.06 | 5,248.86 | 5,212.76 | 5,212.76 | 5,212.76 | - | 0.008314 |
| Jan 02, 201 | 5,232.72 | 5,256.40 | 5,230.06 | 5,256.28 | 5,256.28 | - | 0.00638 |
| Jan 03, 201 | 5,260.27 | 5,292.48 | 5,260.19 | 5,289.92 | 5,289.92 | - | 0.004227 |
| Jan 04, 201 | 5,303.21 | 5,322.58 | 5,302.78 | 5,312.33 | 5,312.33 | - | 0.007008 |
| Jan 05, 201 | 5,326.64 | 5,350.24 | 5,320.07 | 5,349.69 | 5,349.69 | - | 0.001679 |
| Jan 08, 201 | 5,348.85 | 5,360.24 | 5,338.95 | 5,358.68 | 5,358.68 | - | 0.0016 |
| Jan 09, 201 | 5,367.00 | 5,382.58 | 5,360.58 | 5,367.26 | 5,367.26 | - | -0.00111 |
| Jan 10, 201 | 5,356.12 | 5,366.23 | 5,337.66 | 5,361.33 | 5,361.33 | - | 0.007087 |
| Jan 11, 201 | 5,371.01 | 5,399.46 | 5,370.71 | 5,399.46 | 5,399.46 | - | 0.00673 |
| Jan 12, 201 | 5,404.58 | 5,439.05 | 5,403.79 | 5,435.92 | 5,435.92 | - | -0.00351 |
| Jan 16, 201 | 5,460.83 | 5,477.43 | 5,402.12 | 5,416.86 | 5,416.86 | - | 0.009369 |
| Jan 17, 201 | 5,433.57 | 5,476.58 | 5,420.77 | 5,467.85 | 5,467.85 | - | -0.00153 |
| Jan 18, 201 | 5,468.02 | 5,474.71 | 5,448.89 | 5,459.50 | 5,459.50 | - | 0.004399 |
| Jan 19, 201 | 5,468.55 | 5,483.62 | 5,459.84 | 5,483.57 | 5,483.57 | - | 0.00805 |
| Jan 22, 201 | 5,481.42 | 5,528.00 | 5,479.40 | 5,527.89 | 5,527.89 | - | 0.002212 |
| Jan 23, 201 | 5,532.17 | 5,546.18 | 5,524.01 | 5,540.13 | 5,540.13 | - | -0.00056 |
| Jan 24, 201 | 5,552.41 | 5,567.09 | 5,512.18 | 5,537.03 | 5,537.03 | - | 0.000605 |
| Jan 25, 201 | 5,554.02 | 5,558.45 | 5,524.70 | 5,540.38 | 5,540.38 | - | 0.011789 |
| Jan 26, 201 | 5,556.55 | 5,606.08 | 5,554.13 | 5,606.08 | 5,606.08 | - | -0.0067 |
| Jan 29, 201 | 5,595.40 | 5,601.75 | 5,564.95 | 5,568.67 | 5,568.67 | - | -0.01089 |
| Jan 30, 201 | 5,528.46 | 5,538.17 | 5,500.48 | 5,508.36 | 5,508.36 | - | 0.000517 |
| Jan 31, 201 | 5,528.00 | 5,541.33 | 5,490.20 | 5,511.21 | 5,511.21 | - | -0.00046 |
| Feb 01, 201 | 5,497.92 | 5,535.85 | 5,490.89 | 5,508.70 | 5,508.70 | - | -0.02137 |
| Feb 02, 201 | 5,483.56 | 5,483.56 | 5,388.35 | 5,392.21 | 5,392.21 | - | -0.04184 |
| Feb 05, 201 | 5,351.10 | 5,394.70 | 5,150.68 | 5,171.26 | 5,171.26 | - | 0.017399 |
| Feb 06, 201 | 5,105.13 | 5,273.53 | 5,063.24 | 5,262.02 | 5,262.02 | - | -0.00499 |
| Feb 07, 201 | 5,253.97 | 5,325.66 | 5,235.19 | 5,235.84 | 5,235.84 | - | -0.03811 |
| Feb 08, 201 | 5,243.12 | 5,243.12 | 5,039.73 | 5,040.06 | 5,040.06 | - | 0.015148 |
| Feb 09, 201 | 5,082.30 | 5,153.96 | 4,947.99 | 5,116.99 | 5,116.99 | - | 0.013853 |
| Feb 12, 201 | 5,150.78 | 5,220.64 | 5,122.86 | 5,188.37 | 5,188.37 | - | 0.002666 |
| Feb 13, 201 | 5,169.66 | 5,213.66 | 5,152.45 | 5,202.22 | 5,202.22 | - | 0.013596 |
| Feb 14, 201 | 5,180.78 | 5,279.90 | 5,176.31 | 5,273.43 | 5,273.43 | - | 0.012236 |
| Feb 15, 201 | 5,303.68 | 5,338.74 | 5,258.12 | 5,338.35 | 5,338.35 | - | 0.000463 |
| Feb 16, 201 | 5,330.89 | 5,384.22 | 5,326.98 | 5,340.82 | 5,340.82 | - | -0.00579 |
| Feb 20, 201 | 5,323.15 | 5,351.72 | 5,291.44 | 5,309.99 | 5,309.99 | - | -0.00549 |
| Feb 21, 201 | 5,318.45 | 5,371.00 | 5,280.89 | 5,280.91 | 5,280.91 | - | 0.001056 |
| Feb 22, 201 | 5,299.12 | 5,339.66 | 5,274.40 | 5,286.49 | 5,286.49 | - | 0.015964 |
| Feb 23, 201 | 5,309.99 | 5,372.18 | 5,305.95 | 5,371.56 | 5,371.56 | - | 0.011811 |
| Feb 26, 201 | 5,391.92 | 5,437.42 | 5,384.90 | 5,435.38 | 5,435.38 | - | -0.01264 |
| Feb 27, 201 | 5,437.81 | 5,454.77 | 5,366.96 | 5,367.09 | 5,367.09 | - | -0.01105 |
| Feb 28, 201 | 5,386.21 | 5,401.07 | 5,307.51 | 5,308.09 | 5,308.09 | - | -0.01326 |
| Mar 01, 20 | 5,311.62 | 5,341.87 | 5,202.94 | 5,238.18 | 5,238.18 | - | 0.005153 |
| Mar 02, 20 | 5,201.94 | 5,275.02 | 5,179.29 | 5,265.24 | 5,265.24 | - | 0.010978 |
| Mar 05, 20 | 5,245.34 | 5,337.24 | 5,235.09 | 5,323.36 | 5,323.36 | - | 0.002688 |
| Mar 06, 20 | 5,341.72 | 5,345.44 | 5,304.70 | 5,337.69 | 5,337.69 | - | -0.00042 |
| Mar 07, 20 | 5,302.95 | 5,342.87 | 5,286.52 | 5,335.47 | 5,335.47 | - | 0.004723 |
| Mar 08, 20 | 5,348.57 | 5,363.63 | 5,328.99 | 5,360.73 | 5,360.73 | - | 0.017255 |
| Mar 09, 20 | 5,388.16 | 5,454.03 | 5,385.81 | 5,454.03 | 5,454.03 | - | -0.00127 |
| Mar 12, 20 | 5,461.82 | 5,474.43 | 5,439.80 | 5,447.10 | 5,447.10 | - | -0.00633 |
| Mar 13, 20 | 5,465.61 | 5,484.36 | 5,399.78 | 5,412.75 | 5,412.75 | - | -0.00546 |
| Mar 14, 20 | 5,431.38 | 5,437.10 | 5,373.50 | 5,383.27 | 5,383.27 | - | -0.00072 |
| Mar 15, 20 | 5,392.99 | 5,410.06 | 5,367.91 | 5,379.39 | 5,379.39 | - | 0.001737 |
| Mar 16, 20 | 5,385.91 | 5,407.90 | 5,384.76 | 5,388.74 | 5,388.74 | - | -0.0143 |
| Mar 19, 20 | 5,367.96 | 5,367.96 | 5,276.47 | 5,312.23 | 5,312.23 | - | 0.001499 |
| Mar 20, 20 | 5,316.49 | 5,334.36 | 5,306.79 | 5,320.20 | 5,320.20 | - | -0.00174 |
| Mar 21, 20 | 5,316.95 | 5,364.13 | 5,306.85 | 5,310.96 | 5,310.96 | - | -0.02545 |
| Mar 22, 20 | 5,270.87 | 5,278.83 | 5,173.56 | 5,177.52 | 5,177.52 | - | -0.02118 |
| Mar 23, 20 | 5,183.49 | 5,204.90 | 5,064.43 | 5,069.03 | 5,069.03 | - | 0.026795 |
| Mar 26, 20 | 5,129.92 | 5,212.15 | 5,095.89 | 5,206.69 | 5,206.69 | - | -0.01742 |
| Mar 27, 20 | 5,224.37 | 5,238.24 | 5,084.42 | 5,116.75 | 5,116.75 | - | -0.00275 |
| Mar 28, 20 | 5,115.02 | 5,156.83 | 5,079.52 | 5,102.69 | 5,102.69 | - | 0.013722 |
| Mar 29, 20 | 5,121.37 | 5,208.86 | 5,112.36 | 5,173.19 | 5,173.19 | - | -0.02258 |
| Apr 02, 201 | 5,158.70 | 5,168.21 | 5,002.71 | 5,057.69 | 5,057.69 | - | 0.012577 |
| Apr 03, 201 | 5,078.06 | 5,130.84 | 5,045.56 | 5,121.70 | 5,121.70 | - | 0.011572 |
| Apr 04, 201 | 5,062.50 | 5,191.31 | 5,042.42 | 5,181.31 | 5,181.31 | - | 0.006983 |
| Apr 05, 201 | 5,206.89 | 5,235.73 | 5,191.85 | 5,217.62 | 5,217.62 | - | -0.02214 |
| Apr 06, 201 | 5,184.38 | 5,205.93 | 5,068.23 | 5,103.35 | 5,103.35 | - | 0.003628 |
| Apr 09, 201 | 5,129.77 | 5,200.99 | 5,117.26 | 5,121.90 | 5,121.90 | - | 0.016619 |
| Apr 10, 201 | 5,171.55 | 5,224.51 | 5,166.40 | 5,207.73 | 5,207.73 | - | -0.0055 |
| Apr 11, 201 | 5,182.51 | 5,216.85 | 5,173.49 | 5,179.19 | 5,179.19 | - | 0.008337 |
| Apr 12, 201 | 5,202.62 | 5,243.58 | 5,202.62 | 5,222.55 | 5,222.55 | - | -0.00287 |
| Apr 13, 201 | 5,247.96 | 5,254.32 | 5,185.88 | 5,207.57 | 5,207.57 | - | 0.008103 |
| Apr 16, 201 | 5,234.76 | 5,266.89 | 5,225.12 | 5,249.94 | 5,249.94 | - | 0.010603 |
| Apr 17, 201 | 5,279.15 | 5,319.54 | 5,278.07 | 5,305.90 | 5,305.90 | - | 0.000833 |
| Apr 18, 201 | 5,313.20 | 5,327.62 | 5,300.72 | 5,310.32 | 5,310.32 | - | -0.00562 |
| Apr 19, 201 | 5,296.31 | 5,299.50 | 5,258.60 | 5,280.57 | 5,280.57 | - | -0.00852 |
| Apr 20, 201 | 5,279.70 | 5,282.39 | 5,217.06 | 5,235.75 | 5,235.75 | - | 5.54E-05 |
| Apr 23, 201 | 5,246.05 | 5,260.69 | 5,211.98 | 5,236.04 | 5,236.04 | - | -0.01345 |
| Apr 24, 201 | 5,256.77 | 5,262.02 | 5,132.60 | 5,166.10 | 5,166.10 | - | 0.001825 |
| Apr 25, 201 | 5,166.81 | 5,187.04 | 5,123.32 | 5,175.59 | 5,175.59 | - | 0.010383 |
| Apr 26, 201 | 5,199.62 | 5,248.29 | 5,190.87 | 5,229.61 | 5,229.61 | - | 0.00117 |
| Apr 27, 201 | 5,246.63 | 5,250.08 | 5,214.40 | 5,235.73 | 5,235.73 | - | -0.00819 |
| Apr 30, 201 | 5,245.99 | 5,261.31 | 5,193.03 | 5,193.04 | 5,193.04 | - | 0.002552 |
| May 01, 20 | 5,184.42 | 5,207.05 | 5,148.74 | 5,206.31 | 5,206.31 | - | -0.00723 |
| May 02, 20 | 5,205.21 | 5,218.19 | 5,161.28 | 5,168.79 | 5,168.79 | - | -0.00215 |
| May 03, 20 | 5,154.46 | 5,172.15 | 5,089.09 | 5,157.70 | 5,157.70 | - | 0.012909 |
| May 04, 20 | 5,142.39 | 5,239.31 | 5,130.46 | 5,224.71 | 5,224.71 | - | 0.00347 |
| May 07, 20 | 5,236.45 | 5,263.69 | 5,227.38 | 5,242.87 | 5,242.87 | - | -0.00026 |
| May 08, 20 | 5,238.27 | 5,249.92 | 5,208.80 | 5,241.53 | 5,241.53 | - | 0.009753 |
| May 09, 20 | 5,254.30 | 5,299.70 | 5,246.53 | 5,292.90 | 5,292.90 | - | 0.009552 |
| May 10, 20 | 5,308.29 | 5,349.68 | 5,307.36 | 5,343.70 | 5,343.70 | - | 0.002055 |
| May 11, 20 | 5,344.85 | 5,364.78 | 5,334.73 | 5,354.69 | 5,354.69 | - | 0.000928 |
| May 14, 20 | 5,366.02 | 5,383.13 | 5,350.61 | 5,359.66 | 5,359.66 | - | -0.00682 |
| May 15, 20 | 5,337.26 | 5,337.26 | 5,304.70 | 5,323.23 | 5,323.23 | - | 0.00433 |
| May 16, 20 | 5,327.01 | 5,356.70 | 5,327.01 | 5,346.33 | 5,346.33 | - | -0.00057 |
| May 17, 20 | 5,342.47 | 5,366.53 | 5,326.08 | 5,343.29 | 5,343.29 | - | -0.00255 |
| May 18, 20 | 5,338.26 | 5,342.48 | 5,322.36 | 5,329.66 | 5,329.66 | - | 0.00739 |
| May 21, 20 | 5,355.32 | 5,381.26 | 5,354.85 | 5,369.19 | 5,369.19 | - | -0.00312 |
| May 22, 20 | 5,379.74 | 5,387.38 | 5,347.41 | 5,352.45 | 5,352.45 | - | 0.003272 |
| May 23, 20 | 5,332.04 | 5,369.99 | 5,323.34 | 5,369.99 | 5,369.99 | - | -0.00199 |
| May 24, 20 | 5,365.57 | 5,367.41 | 5,319.29 | 5,359.32 | 5,359.32 | - | -0.00224 |
| May 25, 20 | 5,351.78 | 5,358.98 | 5,334.93 | 5,347.31 | 5,347.31 | - | -0.01159 |
| May 29, 20 | 5,315.67 | 5,326.56 | 5,260.06 | 5,285.70 | 5,285.70 | - | 0.012794 |
| May 30, 20 | 5,311.36 | 5,364.21 | 5,311.36 | 5,353.76 | 5,353.76 | - | -0.00668 |
| May 31, 20 | 5,348.97 | 5,351.83 | 5,309.18 | 5,318.10 | 5,318.10 | - | 0.010882 |
| Jun 01, 201 | 5,344.99 | 5,380.84 | 5,344.99 | 5,376.29 | 5,376.29 | - | 0.004493 |
| Jun 04, 201 | 5,390.28 | 5,404.92 | 5,388.19 | 5,400.50 | 5,400.50 | - | 0.000763 |
| Jun 05, 201 | 5,403.97 | 5,412.12 | 5,386.41 | 5,404.62 | 5,404.62 | - | 0.008561 |
| Jun 06, 201 | 5,412.54 | 5,451.09 | 5,404.19 | 5,451.09 | 5,451.09 | - | -0.00053 |
| Jun 07, 201 | 5,456.97 | 5,466.78 | 5,428.13 | 5,448.18 | 5,448.18 | - | 0.003159 |
| Jun 08, 201 | 5,439.48 | 5,465.83 | 5,435.24 | 5,465.42 | 5,465.42 | - | 0.001073 |
| Jun 11, 201 | 5,467.70 | 5,487.42 | 5,467.70 | 5,471.29 | 5,471.29 | - | 0.001786 |
| Jun 12, 201 | 5,478.60 | 5,486.84 | 5,465.22 | 5,481.07 | 5,481.07 | - | -0.004 |
| Jun 13, 201 | 5,483.42 | 5,490.37 | 5,457.99 | 5,459.21 | 5,459.21 | - | 0.002773 |
| Jun 14, 201 | 5,475.79 | 5,487.29 | 5,462.63 | 5,474.37 | 5,474.37 | - | -0.00091 |
| Jun 15, 201 | 5,465.66 | 5,475.56 | 5,434.48 | 5,469.37 | 5,469.37 | - | -0.00211 |
| Jun 18, 201 | 5,442.18 | 5,460.14 | 5,425.22 | 5,457.83 | 5,457.83 | - | -0.00398 |
| Jun 19, 201 | 5,415.30 | 5,440.50 | 5,397.94 | 5,436.13 | 5,436.13 | - | 0.001709 |
| Jun 20, 201 | 5,450.17 | 5,460.21 | 5,438.79 | 5,445.43 | 5,445.43 | - | -0.00627 |
| Jun 21, 201 | 5,449.82 | 5,449.82 | 5,400.86 | 5,411.40 | 5,411.40 | - | 0.001889 |
| Jun 22, 201 | 5,433.26 | 5,439.85 | 5,418.11 | 5,421.63 | 5,421.63 | - | -0.01382 |
| Jun 25, 201 | 5,398.14 | 5,398.14 | 5,311.06 | 5,347.23 | 5,347.23 | - | 0.002201 |

| | | | | | | | |
|---|---|---|---|---|---|---|---|
| Jun 26, 201 | 5,457.15 | 5,478.40 | 5,444.37 | 5,459.01 | 5,459.01 | - | -0.00864 |
| Jun 27, 201 | 5,369.62 | 5,404.33 | 5,312.89 | 5,312.89 | 5,312.89 | - | 0.006295 |
| Jun 28, 201 | 5,311.76 | 5,362.24 | 5,298.65 | 5,346.44 | 5,346.44 | - | 0.000821 |
| Jun 29, 201 | 5,368.07 | 5,399.80 | 5,350.83 | 5,350.83 | 5,350.83 | - | 0.003109 |
| Jul 02, 201 | 5,324.65 | 5,368.57 | 5,312.84 | 5,367.49 | 5,367.49 | - | -0.00496 |
| Jul 03, 201 | 5,380.40 | 5,386.93 | 5,336.89 | 5,340.93 | 5,340.93 | - | 0.008826 |
| Jul 05, 201 | 5,363.82 | 5,390.67 | 5,347.85 | 5,388.28 | 5,388.28 | - | 0.008516 |
| Jul 06, 201 | 5,390.75 | 5,443.39 | 5,382.57 | 5,434.36 | 5,434.36 | - | 0.009073 |
| Jul 09, 201 | 5,453.05 | 5,484.83 | 5,453.05 | 5,483.89 | 5,483.89 | - | 0.003488 |
| Jul 10, 201 | 5,492.65 | 5,506.46 | 5,488.20 | 5,503.05 | 5,503.05 | - | -0.00712 |
| Jul 11, 201 | 5,475.43 | 5,487.41 | 5,457.64 | 5,464.01 | 5,464.01 | - | 0.00881 |
| Jul 12, 201 | 5,482.53 | 5,513.97 | 5,479.41 | 5,512.36 | 5,512.36 | - | 0.001082 |
| Jul 13, 201 | 5,509.70 | 5,524.64 | 5,499.38 | 5,518.33 | 5,518.33 | - | -0.00098 |
| Jul 16, 201 | 5,518.81 | 5,523.07 | 5,503.01 | 5,512.92 | 5,512.92 | - | 0.003981 |
| Jul 17, 201 | 5,495.09 | 5,544.05 | 5,495.09 | 5,534.91 | 5,534.91 | - | 0.002157 |
| Jul 18, 201 | 5,538.46 | 5,549.00 | 5,527.75 | 5,546.86 | 5,546.86 | - | -0.00386 |
| Jul 19, 201 | 5,535.12 | 5,540.41 | 5,516.22 | 5,525.51 | 5,525.51 | - | -0.00091 |
| Jul 20, 201 | 5,525.86 | 5,535.94 | 5,516.95 | 5,520.50 | 5,520.50 | - | 0.001839 |
| Jul 23, 201 | 5,515.26 | 5,533.80 | 5,507.50 | 5,530.66 | 5,530.66 | - | 0.004818 |
| Jul 24, 201 | 5,557.92 | 5,576.22 | 5,539.09 | 5,557.37 | 5,557.37 | - | 0.009067 |
| Jul 25, 201 | 5,552.16 | 5,611.49 | 5,552.16 | 5,607.99 | 5,607.99 | - | -0.00304 |
| Jul 26, 201 | 5,587.15 | 5,606.97 | 5,587.00 | 5,590.99 | 5,590.99 | - | -0.00658 |
| Jul 27, 201 | 5,600.68 | 5,602.30 | 5,533.95 | 5,554.31 | 5,554.31 | - | -0.00569 |
| Jul 30, 201 | 5,555.11 | 5,560.38 | 5,513.96 | 5,522.81 | 5,522.81 | - | 0.004904 |
| Jul 31, 201 | 5,537.04 | 5,566.01 | 5,533.75 | 5,549.96 | 5,549.96 | - | -0.00104 |
| Aug 01, 20 | 5,559.58 | 5,568.66 | 5,529.39 | 5,544.19 | 5,544.19 | - | 0.005018 |
| Aug 02, 20 | 5,519.39 | 5,577.39 | 5,511.30 | 5,572.08 | 5,572.08 | - | 0.004768 |
| Aug 03, 20 | 5,577.55 | 5,598.77 | 5,573.17 | 5,598.71 | 5,598.71 | - | 0.003626 |
| Aug 06, 20 | 5,599.14 | 5,624.71 | 5,590.78 | 5,619.05 | 5,619.05 | - | 0.002831 |
| Aug 07, 20 | 5,629.98 | 5,644.68 | 5,629.98 | 5,634.98 | 5,634.98 | - | -0.00023 |
| Aug 08, 20 | 5,631.87 | 5,642.99 | 5,624.65 | 5,633.67 | 5,633.67 | - | -0.00118 |
| Aug 09, 20 | 5,634.11 | 5,644.42 | 5,623.87 | 5,627.00 | 5,627.00 | - | -0.00684 |
| Aug 10, 20 | 5,601.18 | 5,606.21 | 5,574.00 | 5,588.66 | 5,588.66 | - | -0.004 |
| Aug 13, 20 | 5,593.06 | 5,608.69 | 5,562.37 | 5,566.36 | 5,566.36 | - | 0.006456 |
| Aug 14, 20 | 5,578.60 | 5,608.62 | 5,576.08 | 5,602.41 | 5,602.41 | - | -0.00745 |
| Aug 15, 20 | 5,579.74 | 5,579.74 | 5,529.67 | 5,560.85 | 5,560.85 | - | 0.008186 |
| Aug 16, 20 | 5,588.31 | 5,625.90 | 5,588.31 | 5,606.56 | 5,606.56 | - | 0.003401 |
| Aug 17, 20 | 5,602.35 | 5,636.41 | 5,593.28 | 5,625.66 | 5,625.66 | - | 0.002462 |
| Aug 20, 20 | 5,633.36 | 5,644.88 | 5,626.89 | 5,639.53 | 5,639.53 | - | 0.002101 |
| Aug 21, 20 | 5,648.54 | 5,671.50 | 5,648.16 | 5,651.39 | 5,651.39 | - | -0.00037 |
| Aug 22, 20 | 5,647.66 | 5,660.57 | 5,638.03 | 5,649.31 | 5,649.31 | - | -0.00163 |
| Aug 23, 20 | 5,646.64 | 5,663.40 | 5,634.53 | 5,640.10 | 5,640.10 | - | 0.00619 |
| Aug 24, 20 | 5,650.75 | 5,678.01 | 5,650.75 | 5,675.12 | 5,675.12 | - | 0.007755 |
| Aug 27, 20 | 5,695.52 | 5,722.27 | 5,695.52 | 5,719.30 | 5,719.30 | - | 0.000278 |
| Aug 28, 20 | 5,728.63 | 5,733.18 | 5,713.00 | 5,720.89 | 5,720.89 | - | 0.005771 |
| Aug 29, 20 | 5,727.49 | 5,758.84 | 5,723.11 | 5,754.00 | 5,754.00 | - | -0.00428 |
| Aug 30, 20 | 5,744.87 | 5,751.73 | 5,717.84 | 5,729.45 | 5,729.45 | - | 0.000236 |
| Aug 31, 20 | 5,724.59 | 5,740.29 | 5,711.52 | 5,730.80 | 5,730.80 | - | -0.00156 |
| Sep 04, 201 | 5,722.32 | 5,728.56 | 5,699.06 | 5,721.86 | 5,721.86 | - | -0.0028 |
| Sep 05, 201 | 5,711.76 | 5,716.91 | 5,682.85 | 5,705.86 | 5,705.86 | - | -0.00336 |
| Sep 06, 201 | 5,707.62 | 5,714.20 | 5,665.49 | 5,686.70 | 5,686.70 | - | -0.00213 |
| Sep 07, 201 | 5,667.81 | 5,698.52 | 5,660.05 | 5,674.58 | 5,674.58 | - | 0.001894 |
| Sep 10, 201 | 5,693.77 | 5,704.52 | 5,683.02 | 5,685.34 | 5,685.34 | - | 0.003801 |
| Sep 11, 201 | 5,674.73 | 5,716.09 | 5,665.29 | 5,706.99 | 5,706.99 | - | 0.000366 |
| Sep 12, 201 | 5,707.83 | 5,720.35 | 5,689.99 | 5,709.08 | 5,709.08 | - | 0.005532 |
| Sep 13, 201 | 5,726.27 | 5,745.84 | 5,725.40 | 5,740.75 | 5,740.75 | - | 0.000425 |
| Sep 14, 201 | 5,745.97 | 5,749.74 | 5,725.00 | 5,743.19 | 5,743.19 | - | -0.00557 |
| Sep 17, 201 | 5,741.02 | 5,742.62 | 5,706.11 | 5,711.29 | 5,711.29 | - | 0.005394 |
| Sep 18, 201 | 5,715.36 | 5,755.69 | 5,715.36 | 5,742.18 | 5,742.18 | - | 0.001255 |
| Sep 19, 201 | 5,746.73 | 5,758.02 | 5,741.31 | 5,749.39 | 5,749.39 | - | 0.007853 |
| Sep 20, 201 | 5,772.95 | 5,802.71 | 5,772.95 | 5,794.72 | 5,794.72 | - | -0.00035 |
| Sep 21, 201 | 5,806.75 | 5,814.95 | 5,787.81 | 5,792.72 | 5,792.72 | - | -0.00352 |
| Sep 24, 201 | 5,777.22 | 5,781.03 | 5,759.33 | 5,772.36 | 5,772.36 | - | -0.00123 |
| Sep 25, 201 | 5,777.47 | 5,781.58 | 5,761.68 | 5,765.25 | 5,765.25 | - | -0.0033 |
| Sep 26, 201 | 5,768.05 | 5,795.82 | 5,741.88 | 5,746.27 | 5,746.27 | - | 0.002945 |
| Sep 27, 201 | 5,758.58 | 5,789.31 | 5,753.96 | 5,763.22 | 5,763.22 | - | 3.47E-05 |
| Sep 28, 201 | 5,755.61 | 5,776.38 | 5,750.62 | 5,763.42 | 5,763.42 | - | 0.003642 |
| Oct 01, 201 | 5,787.81 | 5,809.04 | 5,771.24 | 5,784.45 | 5,784.45 | - | -0.00036 |
| Oct 02, 201 | 5,783.09 | 5,798.14 | 5,774.36 | 5,782.37 | 5,782.37 | - | 0.000711 |
| Oct 03, 201 | 5,798.71 | 5,814.82 | 5,778.28 | 5,786.48 | 5,786.48 | - | -0.00797 |
| Oct 04, 201 | 5,775.65 | 5,776.50 | 5,705.57 | 5,740.56 | 5,740.56 | - | -0.00553 |
| Oct 05, 201 | 5,742.48 | 5,756.52 | 5,676.81 | 5,708.90 | 5,708.90 | - | -0.00039 |
| Oct 08, 201 | 5,693.01 | 5,716.58 | 5,662.44 | 5,706.66 | 5,706.66 | - | -0.00113 |
| Oct 09, 201 | 5,704.53 | 5,728.65 | 5,688.31 | 5,700.23 | 5,700.23 | - | -0.03341 |
| Oct 10, 201 | 5,687.52 | 5,687.52 | 5,511.85 | 5,512.94 | 5,512.94 | - | -0.02078 |
| Oct 11, 201 | 5,495.53 | 5,531.63 | 5,364.29 | 5,399.54 | 5,399.54 | - | 0.014213 |
| Oct 12, 201 | 5,483.59 | 5,493.91 | 5,402.36 | 5,476.83 | 5,476.83 | - | -0.0059 |
| Oct 15, 201 | 5,470.43 | 5,494.39 | 5,441.55 | 5,444.61 | 5,444.61 | - | 0.021296 |
| Oct 16, 201 | 5,476.96 | 5,568.82 | 5,476.74 | 5,561.80 | 5,561.80 | - | -0.00021 |
| Oct 17, 201 | 5,565.49 | 5,575.69 | 5,506.39 | 5,560.62 | 5,560.62 | - | -0.0144 |
| Oct 18, 201 | 5,546.87 | 5,554.72 | 5,454.32 | 5,481.13 | 5,481.13 | - | -0.00033 |
| Oct 19, 201 | 5,494.90 | 5,538.55 | 5,464.52 | 5,479.30 | 5,479.30 | - | -0.00428 |
| Oct 22, 201 | 5,491.63 | 5,501.53 | 5,442.69 | 5,455.88 | 5,455.88 | - | -0.00548 |
| Oct 23, 201 | 5,387.16 | 5,451.40 | 5,328.71 | 5,426.08 | 5,426.08 | - | -0.03135 |
| Oct 24, 201 | 5,420.50 | 5,429.84 | 5,251.23 | 5,258.61 | 5,258.61 | - | 0.018452 |
| Oct 25, 201 | 5,295.79 | 5,390.37 | 5,281.96 | 5,356.54 | 5,356.54 | - | -0.01748 |
| Oct 26, 201 | 5,281.91 | 5,330.45 | 5,203.50 | 5,263.74 | 5,263.74 | - | -0.00657 |
| Oct 29, 201 | 5,311.26 | 5,359.17 | 5,155.62 | 5,229.28 | 5,229.28 | - | 0.015633 |
| Oct 30, 201 | 5,228.62 | 5,317.05 | 5,218.09 | 5,311.67 | 5,311.67 | - | 0.010827 |
| Oct 31, 201 | 5,357.32 | 5,418.85 | 5,357.32 | 5,369.49 | 5,369.49 | - | 0.01053 |
| Nov 01, 20 | 5,381.20 | 5,428.73 | 5,364.14 | 5,426.33 | 5,426.33 | - | -0.00625 |
| Nov 02, 20 | 5,436.88 | 5,458.81 | 5,347.75 | 5,392.53 | 5,392.53 | - | 0.005612 |
| Nov 05, 20 | 5,399.24 | 5,434.34 | 5,382.88 | 5,422.88 | 5,422.88 | - | 0.006318 |
| Nov 06, 20 | 5,423.49 | 5,459.57 | 5,421.24 | 5,457.25 | 5,457.25 | - | 0.020999 |
| Nov 07, 20 | 5,494.30 | 5,575.39 | 5,494.30 | 5,573.06 | 5,573.06 | - | -0.00199 |
| Nov 08, 20 | 5,561.11 | 5,577.68 | 5,538.73 | 5,562.00 | 5,562.00 | - | -0.00907 |
| Nov 09, 20 | 5,537.73 | 5,537.73 | 5,478.63 | 5,511.79 | 5,511.79 | - | -0.0199 |
| Nov 12, 20 | 5,497.75 | 5,501.69 | 5,394.82 | 5,403.19 | 5,403.19 | - | -0.00145 |
| Nov 13, 20 | 5,410.96 | 5,459.57 | 5,381.32 | 5,395.37 | 5,395.37 | - | -0.00733 |
| Nov 14, 20 | 5,427.93 | 5,445.51 | 5,324.62 | 5,355.94 | 5,355.94 | - | 0.010861 |
| Nov 15, 20 | 5,341.69 | 5,424.55 | 5,297.58 | 5,414.43 | 5,414.43 | - | 0.002293 |
| Nov 16, 20 | 5,391.70 | 5,447.32 | 5,379.34 | 5,426.86 | 5,426.86 | - | -0.01675 |
| Nov 19, 20 | 5,416.05 | 5,420.86 | 5,317.69 | 5,336.70 | 5,336.70 | - | -0.01824 |
| Nov 20, 20 | 5,265.45 | 5,294.63 | 5,219.67 | 5,240.23 | 5,240.23 | - | 0.003121 |
| Nov 21, 20 | 5,272.12 | 5,297.57 | 5,256.60 | 5,256.61 | 5,256.61 | - | -0.00652 |
| Nov 23, 20 | 5,224.01 | 5,252.07 | 5,219.62 | 5,222.43 | 5,222.43 | - | 0.01553 |
| Nov 26, 20 | 5,257.59 | 5,305.92 | 5,257.59 | 5,304.17 | 5,304.17 | - | 0.003266 |
| Nov 27, 20 | 5,284.99 | 5,322.23 | 5,270.81 | 5,321.52 | 5,321.52 | - | 0.022777 |
| Nov 28, 20 | 5,340.29 | 5,444.36 | 5,326.27 | 5,444.12 | 5,444.12 | - | -0.00195 |
| Nov 29, 20 | 5,431.92 | 5,465.18 | 5,404.25 | 5,433.49 | 5,433.49 | - | 0.008325 |
| Nov 30, 20 | 5,434.43 | 5,480.24 | 5,424.72 | 5,478.91 | 5,478.91 | - | 0.010883 |
| Dec 03, 20 | 5,539.12 | 5,558.16 | 5,505.18 | 5,538.86 | 5,538.86 | - | -0.03284 |
| Dec 04, 20 | 5,523.41 | 5,530.26 | 5,354.29 | 5,359.91 | 5,359.91 | - | -0.00121 |
| Dec 06, 20 | 5,289.04 | 5,353.48 | 5,205.72 | 5,353.43 | 5,353.43 | - | -0.02343 |
| Dec 07, 20 | 5,344.97 | 5,379.12 | 5,210.25 | 5,229.44 | 5,229.44 | - | 0.001769 |
| Dec 10, 20 | 5,225.06 | 5,257.92 | 5,131.85 | 5,238.70 | 5,238.70 | - | -0.00031 |
| Dec 11, 20 | 5,292.03 | 5,311.68 | 5,206.46 | 5,237.10 | 5,237.10 | - | 0.005414 |
| Dec 12, 20 | 5,279.75 | 5,333.79 | 5,264.03 | 5,265.53 | 5,265.53 | - | -1.3E-05 |
| Dec 13, 20 | 5,281.68 | 5,304.19 | 5,239.12 | 5,265.46 | 5,265.46 | - | -0.01915 |
| Dec 14, 20 | 5,224.65 | 5,234.82 | 5,153.63 | 5,165.60 | 5,165.60 | - | -0.02094 |
| Dec 17, 20 | 5,147.60 | 5,168.14 | 5,028.39 | 5,058.58 | 5,058.58 | - | 0.00015 |
| Dec 18, 20 | 5,086.65 | 5,114.41 | 5,025.16 | 5,059.34 | 5,059.34 | - | -0.01542 |
| Dec 19, 20 | 5,061.59 | 5,134.03 | 4,946.93 | 4,981.92 | 4,981.92 | - | -0.01587 |
| Dec 20, 20 | 4,961.79 | 4,987.34 | 4,851.58 | 4,903.46 | 4,903.46 | - | -0.0208 |
| Dec 21, 20 | 4,899.41 | 4,976.56 | 4,787.04 | 4,802.51 | 4,802.51 | - | -0.02741 |
| Dec 24, 20 | 4,770.95 | 4,790.00 | 4,672.66 | 4,672.66 | 4,672.66 | - | 0.048423 |
| Dec 26, 20 | 4,696.63 | 4,904.61 | 4,664.09 | 4,904.49 | 4,904.49 | - | 0.008618 |
| Dec 27, 20 | 4,854.87 | 4,946.94 | 4,766.39 | 4,946.94 | 4,946.94 | - | -0.00108 |
| Dec 28, 20 | 4,967.52 | 5,010.16 | 4,916.64 | 4,941.61 | 4,941.61 | - | 0.008586 |
| Dec 31, 20 | 4,968.50 | 4,988.90 | 4,936.58 | 4,984.22 | 4,984.22 | - | 0.001271 |
| Jan 02, 201 | 4,924.81 | 5,009.24 | 4,906.15 | 4,990.56 | 4,990.56 | - | -0.0248 |
| Jan 03, 201 | 4,955.83 | 4,958.06 | 4,860.86 | 4,868.30 | 4,868.30 | - | 0.033758 |
| Jan 04, 201 | 4,920.88 | 5,047.56 | 4,920.88 | 5,035.45 | 5,035.45 | - | 0.006988 |
| Jan 07, 201 | 5,042.77 | 5,103.48 | 5,020.83 | 5,070.76 | 5,070.76 | - | 0.009672 |
| Jan 08, 201 | 5,107.52 | 5,130.77 | 5,066.64 | 5,120.04 | 5,120.04 | - | 0.004408 |
| Jan 09, 201 | 5,132.77 | 5,162.69 | 5,111.32 | 5,142.66 | 5,142.66 | - | 0.004507 |
| Jan 10, 201 | 5,119.89 | 5,168.17 | 5,097.19 | 5,165.89 | 5,165.89 | - | -0.00014 |
| Jan 11, 201 | 5,148.93 | 5,165.16 | 5,127.66 | 5,165.15 | 5,165.15 | - | -0.00516 |
| Jan 14, 201 | 5,134.00 | 5,151.65 | 5,114.46 | 5,138.58 | 5,138.58 | - | 0.010685 |
| Jan 15, 201 | 5,143.65 | 5,199.24 | 5,143.65 | 5,193.78 | 5,193.78 | - | 0.002244 |
| Jan 16, 201 | 5,202.76 | 5,224.66 | 5,199.05 | 5,205.45 | 5,205.45 | - | 0.007661 |
| Jan 17, 201 | 5,192.39 | 5,263.35 | 5,186.58 | 5,245.48 | 5,245.48 | - | 0.013125 |
| Jan 18, 201 | 5,276.10 | 5,324.19 | 5,269.01 | 5,314.78 | 5,314.78 | - | -0.01422 |
| Jan 22, 201 | 5,289.45 | 5,289.45 | 5,208.68 | 5,239.75 | 5,239.75 | - | 0.0022 |
| Jan 23, 201 | 5,260.80 | 5,280.12 | 5,200.02 | 5,251.29 | 5,251.29 | - | 0.001408 |
| Jan 24, 201 | 5,251.74 | 5,268.23 | 5,228.21 | 5,258.69 | 5,258.69 | - | 0.008487 |
| Jan 25, 201 | 5,288.93 | 5,318.67 | 5,288.86 | 5,303.51 | 5,303.51 | - | -0.00788 |
| Jan 28, 201 | 5,264.13 | 5,264.13 | 5,222.73 | 5,261.88 | 5,261.88 | - | -0.00144 |
| Jan 29, 201 | 5,264.02 | 5,276.05 | 5,236.49 | 5,254.31 | 5,254.31 | - | 0.01554 |
| Jan 30, 201 | 5,282.00 | 5,355.28 | 5,271.66 | 5,336.60 | 5,336.60 | - | 0.008774 |
| Jan 31, 201 | 5,346.59 | 5,393.26 | 5,333.17 | 5,383.63 | 5,383.63 | - | 0.001032 |
| Feb 01, 201 | 5,380.81 | 5,409.33 | 5,370.24 | 5,389.19 | 5,389.19 | - | 0.00677 |
| Feb 04, 201 | 5,389.20 | 5,425.81 | 5,373.87 | 5,425.80 | 5,425.80 | - | 0.004707 |
| Feb 05, 201 | 5,432.75 | 5,453.93 | 5,424.24 | 5,451.40 | 5,451.40 | - | -0.00213 |
| Feb 06, 201 | 5,446.64 | 5,452.53 | 5,425.40 | 5,439.80 | 5,439.80 | - | -0.00925 |
| Feb 07, 201 | 5,412.54 | 5,416.09 | 5,352.25 | 5,389.69 | 5,389.69 | - | 0.001007 |
| Feb 08, 201 | 5,364.20 | 5,395.17 | 5,343.24 | 5,395.12 | 5,395.12 | - | 0.000719 |
| Feb 11, 201 | 5,404.17 | 5,415.34 | 5,387.02 | 5,399.00 | 5,399.00 | - | 0.012878 |
| Feb 12, 201 | 5,424.90 | 5,475.86 | 5,424.90 | 5,468.98 | 5,468.98 | - | 0.003102 |
| Feb 13, 201 | 5,480.52 | 5,503.34 | 5,477.19 | 5,485.97 | 5,485.97 | - | -0.00231 |
| Feb 14, 201 | 5,468.88 | 5,497.58 | 5,444.44 | 5,473.33 | 5,473.33 | - | 0.010892 |
| Feb 15, 201 | 5,502.66 | 5,533.33 | 5,502.66 | 5,533.27 | 5,533.27 | - | 0.001573 |
| Feb 19, 201 | 5,521.09 | 5,557.06 | 5,517.29 | 5,541.98 | 5,541.98 | - | 0.001968 |
| Feb 20, 201 | 5,541.64 | 5,562.84 | 5,531.80 | 5,552.90 | 5,552.90 | - | -0.00345 |
| Feb 21, 201 | 5,544.48 | 5,546.98 | 5,513.27 | 5,533.80 | 5,533.80 | - | 0.006422 |
| Feb 22, 201 | 5,545.53 | 5,572.50 | 5,543.20 | 5,569.45 | 5,569.45 | - | 0.001371 |
| Feb 25, 201 | 5,593.52 | 5,611.67 | 5,574.86 | 5,577.09 | 5,577.09 | - | -0.00078 |
| Feb 26, 201 | 5,569.68 | 5,591.11 | 5,564.10 | 5,572.74 | 5,572.74 | - | -0.00039 |
| Feb 27, 201 | 5,560.83 | 5,576.83 | 5,536.16 | 5,570.57 | 5,570.57 | - | -0.00253 |
| Feb 28, 201 | 5,563.72 | 5,574.86 | 5,552.55 | 5,556.49 | 5,556.49 | - | 0.006926 |
| Mar 01, 20 | 5,584.19 | 5,603.74 | 5,562.56 | 5,595.11 | 5,595.11 | - | -0.00386 |
| Mar 04, 20 | 5,616.57 | 5,621.42 | 5,523.40 | 5,573.53 | 5,573.53 | - | -0.0011 |
| Mar 05, 20 | 5,576.90 | 5,580.81 | 5,554.08 | 5,567.40 | 5,567.40 | - | -0.0065 |
| Mar 06, 20 | 5,568.91 | 5,568.91 | 5,525.91 | 5,531.34 | 5,531.34 | - | -0.00795 |
| Mar 07, 20 | 5,522.69 | 5,524.00 | 5,468.03 | 5,487.56 | 5,487.56 | - | -0.00204 |
| Mar 08, 20 | 5,451.87 | 5,478.51 | 5,435.03 | 5,476.39 | 5,476.39 | - | 0.014571 |
| Mar 11, 20 | 5,485.52 | 5,558.10 | 5,485.52 | 5,556.77 | 5,556.77 | - | 0 |
| Mar 12, 20 | 5,565.09 | 5,586.97 | 5,556.77 | 5,556.77 | 5,556.77 | - | 0.00999 |
| Mar 13, 20 | 5,590.31 | 5,633.09 | 5,590.31 | 5,612.56 | 5,612.56 | - | -0.00053 |
| Mar 14, 20 | 5,613.38 | 5,622.54 | 5,599.75 | 5,609.59 | 5,609.59 | - | 0.005011 |
| Mar 15, 20 | 5,614.42 | 5,654.21 | 5,614.42 | 5,637.77 | 5,637.77 | - | 0.003711 |
| Mar 18, 20 | 5,638.10 | 5,663.62 | 5,636.90 | 5,658.73 | 5,658.73 | - | -0.0001 |
| Mar 19, 20 | 5,674.51 | 5,697.79 | 5,639.62 | 5,658.15 | 5,658.15 | - | -0.0029 |
| Mar 20, 20 | 5,655.95 | 5,680.32 | 5,618.27 | 5,641.74 | 5,641.74 | - | 0.010849 |
| Mar 21, 20 | 5,633.04 | 5,714.14 | 5,628.68 | 5,703.28 | 5,703.28 | - | -0.01908 |
| Mar 22, 20 | 5,683.02 | 5,686.19 | 5,595.04 | 5,595.50 | 5,595.50 | - | -0.00076 |
| Mar 25, 20 | 5,586.53 | 5,614.05 | 5,564.66 | 5,591.23 | 5,591.23 | - | 0.007157 |
| Mar 26, 20 | 5,619.82 | 5,654.16 | 5,602.51 | 5,631.39 | 5,631.39 | - | -0.00464 |
| Mar 27, 20 | 5,633.98 | 5,645.41 | 5,570.09 | 5,605.32 | 5,605.32 | - | 0.003739 |
| Mar 28, 20 | 5,614.25 | 5,634.70 | 5,593.05 | 5,626.32 | 5,626.32 | - | 0.006756 |
| Mar 29, 20 | 5,652.21 | 5,667.72 | 5,634.22 | 5,664.46 | 5,664.46 | - | 0.011511 |
| Apr 01, 201 | 5,692.95 | 5,734.41 | 5,692.95 | 5,730.04 | 5,730.04 | - | 5.41E-05 |
| Apr 02, 201 | 5,732.35 | 5,741.60 | 5,713.49 | 5,730.35 | 5,730.35 | - | 0.002148 |
| Apr 03, 201 | 5,748.05 | 5,766.28 | 5,726.23 | 5,742.67 | 5,742.67 | - | 0.002312 |
| Apr 04, 201 | 5,745.17 | 5,759.73 | 5,731.56 | 5,755.96 | 5,755.96 | - | 0.004635 |
| Apr 05, 201 | 5,765.53 | 5,783.68 | 5,763.31 | 5,782.70 | 5,782.70 | - | 0.001065 |
| Apr 08, 201 | 5,774.25 | 5,788.93 | 5,758.95 | 5,788.86 | 5,788.86 | - | -0.00578 |
| Apr 09, 201 | 5,772.25 | 5,772.84 | 5,746.02 | 5,755.49 | 5,755.49 | - | 0.003555 |
| Apr 10, 201 | 5,762.31 | 5,778.97 | 5,757.89 | 5,775.99 | 5,775.99 | - | 5.02E-05 |
| Apr 11, 201 | 5,783.48 | 5,786.34 | 5,763.73 | 5,776.28 | 5,776.28 | - | 0.006688 |
| Apr 12, 201 | 5,801.93 | 5,821.20 | 5,797.00 | 5,815.04 | 5,815.04 | - | -0.00061 |
| Apr 15, 201 | 5,816.99 | 5,819.31 | 5,793.47 | 5,811.51 | 5,811.51 | - | 0.000507 |
| Apr 16, 201 | 5,824.87 | 5,832.26 | 5,801.89 | 5,814.46 | 5,814.46 | - | -0.00217 |
| Apr 17, 201 | 5,833.01 | 5,836.78 | 5,791.83 | 5,801.83 | 5,801.83 | - | 0.001602 |
| Apr 18, 201 | 5,810.68 | 5,817.83 | 5,784.85 | 5,811.13 | 5,811.13 | - | 0.001037 |
| Apr 22, 201 | 5,798.77 | 5,820.18 | 5,793.99 | 5,817.16 | 5,817.16 | - | 0.008852 |
| Apr 23, 201 | 5,821.50 | 5,874.15 | 5,818.70 | 5,868.88 | 5,868.88 | - | -0.00219 |
| Apr 24, 201 | 5,869.54 | 5,875.16 | 5,853.64 | 5,856.03 | 5,856.03 | - | -0.00037 |
| Apr 25, 201 | 5,859.50 | 5,867.64 | 5,827.25 | 5,853.87 | 5,853.87 | - | 0.004705 |
| Apr 26, 201 | 5,853.33 | 5,881.48 | 5,837.01 | 5,881.48 | 5,881.48 | - | 0.001116 |
| Apr 29, 201 | 5,882.16 | 5,901.00 | 5,880.73 | 5,888.05 | 5,888.05 | - | 0.000978 |
| Apr 30, 201 | 5,876.44 | 5,898.36 | 5,850.66 | 5,893.81 | 5,893.81 | - | -0.00752 |
| May 01, 20 | 5,906.87 | 5,910.38 | 5,849.30 | 5,849.65 | 5,849.65 | - | -0.00209 |
| May 02, 20 | 5,846.76 | 5,865.80 | 5,803.53 | 5,837.46 | 5,837.46 | - | 0.00969 |
| May 03, 20 | 5,861.43 | 5,898.47 | 5,861.43 | 5,894.30 | 5,894.30 | - | -0.0044 |
| May 06, 20 | 5,821.25 | 5,878.05 | 5,799.89 | 5,868.45 | 5,868.45 | - | -0.01664 |
| May 07, 20 | 5,829.57 | 5,829.57 | 5,728.76 | 5,771.59 | 5,771.59 | - | -0.00158 |
| May 08, 20 | 5,762.87 | 5,799.57 | 5,750.27 | 5,762.48 | 5,762.48 | - | -0.00268 |
| May 09, 20 | 5,725.31 | 5,757.58 | 5,678.41 | 5,747.08 | 5,747.08 | - | 0.004056 |
| May 10, 20 | 5,733.79 | 5,790.15 | 5,658.44 | 5,770.44 | 5,770.44 | - | -0.02439 |
| May 13, 20 | 5,688.14 | 5,688.14 | 5,610.61 | 5,631.41 | 5,631.41 | - | 0.008098 |
| May 14, 20 | 5,648.58 | 5,713.51 | 5,648.58 | 5,677.20 | 5,677.20 | - | 0.006022 |
| May 15, 20 | 5,650.22 | 5,726.94 | 5,639.98 | 5,711.49 | 5,711.49 | - | 0.009143 |
| May 16, 20 | 5,722.85 | 5,795.61 | 5,722.85 | 5,763.95 | 5,763.95 | - | -0.00575 |
| May 17, 20 | 5,729.02 | 5,782.88 | 5,720.39 | 5,730.89 | 5,730.89 | - | -0.00676 |
| May 20, 20 | 5,695.72 | 5,719.47 | 5,674.45 | 5,692.30 | 5,692.30 | - | 0.008486 |
| May 21, 20 | 5,720.08 | 5,749.79 | 5,720.08 | 5,740.81 | 5,740.81 | - | -0.00281 |
| May 22, 20 | 5,724.28 | 5,742.14 | 5,714.39 | 5,724.71 | 5,724.71 | - | -0.01188 |
| May 23, 20 | 5,686.08 | 5,686.08 | 5,623.54 | 5,657.10 | 5,657.10 | - | 0.001501 |
| May 24, 20 | 5,678.31 | 5,696.25 | 5,653.83 | 5,665.60 | 5,665.60 | - | -0.00841 |
| May 28, 20 | 5,673.61 | 5,694.55 | 5,617.17 | 5,618.18 | 5,618.18 | - | -0.00691 |
| May 29, 20 | 5,594.00 | 5,597.53 | 5,545.53 | 5,579.51 | 5,579.51 | - | 0.002231 |
| May 30, 20 | 5,588.11 | 5,611.89 | 5,567.67 | 5,591.97 | 5,591.97 | - | -0.01309 |
| May 31, 20 | 5,547.51 | 5,552.98 | 5,516.33 | 5,519.27 | 5,519.27 | - | -0.00276 |
| Jun 03, 201 | 5,518.27 | 5,541.39 | 5,473.21 | 5,504.05 | 5,504.05 | - | 0.021258 |
| Jun 04, 201 | 5,540.81 | 5,624.70 | 5,540.81 | 5,622.31 | 5,622.31 | - | 0.008251 |
| Jun 05, 201 | 5,652.73 | 5,671.15 | 5,618.37 | 5,668.89 | 5,668.89 | - | 0.006388 |
| Jun 06, 201 | 5,675.18 | 5,722.15 | 5,663.15 | 5,705.22 | 5,705.22 | - | 0.010538 |
| Jun 07, 201 | 5,724.58 | 5,788.89 | 5,724.58 | 5,765.66 | 5,765.66 | - | 0.004655 |
| Jun 10, 201 | 5,790.75 | 5,828.70 | 5,790.21 | 5,792.56 | 5,792.56 | - | -0.0003 |
| Jun 11, 201 | 5,826.03 | 5,840.52 | 5,776.42 | 5,790.83 | 5,790.83 | - | -0.00202 |
| Jun 12, 201 | 5,784.93 | 5,796.65 | 5,768.93 | 5,779.12 | 5,779.12 | - | 0.004387 |
| Jun 13, 201 | 5,793.70 | 5,811.76 | 5,785.22 | 5,804.53 | 5,804.53 | - | -0.00148 |
| Jun 14, 201 | 5,795.65 | 5,810.71 | 5,781.31 | 5,795.96 | 5,795.96 | - | 0.000938 |
| Jun 17, 201 | 5,801.56 | 5,816.58 | 5,796.68 | 5,801.40 | 5,801.40 | - | 0.0097 |
| Jun 18, 201 | 5,835.79 | 5,883.81 | 5,833.25 | 5,857.95 | 5,857.95 | - | 0.002983 |
| Jun 19, 201 | 5,863.59 | 5,886.06 | 5,845.40 | 5,875.45 | 5,875.45 | - | 0.009521 |
| Jun 20, 201 | 5,922.47 | 5,939.45 | 5,886.23 | 5,931.66 | 5,931.66 | - | -0.0012 |
| Jun 21, 201 | 5,929.07 | 5,952.03 | 5,917.38 | 5,924.54 | 5,924.54 | - | -0.00173 |
| Jun 24, 201 | 5,926.47 | 5,933.43 | 5,911.75 | 5,914.29 | 5,914.29 | - | -0.00954 |
| Jun 25, 201 | 5,915.15 | 5,916.16 | 5,855.52 | 5,858.13 | 5,858.13 | - | -0.00123 |
| Jun 26, 201 | 5,875.58 | 5,888.59 | 5,849.38 | 5,850.90 | 5,850.90 | - | 0.003966 |
| Jun 27, 201 | 5,863.58 | 5,882.95 | 5,861.88 | 5,874.15 | 5,874.15 | - | 0.005788 |
| Jun 28, 201 | 5,890.53 | 5,912.71 | 5,882.77 | 5,908.25 | 5,908.25 | - | 0.007651 |
| Jul 01, 201 | 5,953.63 | 5,953.63 | 5,953.63 | 5,953.63 | 5,953.63 | - | 0.002962 |
| Jul 02, 201 | 5,971.29 | 5,971.29 | 5,971.29 | 5,971.29 | 5,971.29 | - | 0.001942 |
| Jul 03, 201 | 5,982.90 | 5,982.90 | 5,982.90 | 5,982.90 | 5,982.90 | - | 0.004238 |
| Jul 05, 201 | 5,995.94 | 6,015.58 | 5,963.25 | 6,008.31 | 6,008.31 | - | -0.00483 |
| Jul 08, 201 | 5,987.02 | 5,988.90 | 5,967.62 | 5,979.34 | 5,979.34 | - | 0.001527 |
| Jul 09, 201 | 5,960.13 | 5,992.99 | 5,955.95 | 5,988.48 | 5,988.48 | - | 0.004512 |
| Jul 10, 201 | 6,007.99 | 6,035.36 | 5,998.63 | 6,015.56 | 6,015.56 | - | 0.002286 |
| Jul 11, 201 | 6,028.75 | 6,034.19 | 6,007.00 | 6,029.33 | 6,029.33 | - | 0.004706 |
| Jul 12, 201 | 6,036.85 | 6,057.88 | 6,033.92 | 6,057.77 | 6,057.77 | - | 0.000175 |
| Jul 15, 201 | 6,065.87 | 6,065.87 | 6,047.73 | 6,058.83 | 6,058.83 | - | -0.00338 |
| Jul 16, 201 | 6,054.66 | 6,060.42 | 6,032.73 | 6,038.40 | 6,038.40 | - | -0.00654 |
| Jul 17, 201 | 6,040.61 | 6,040.89 | 5,998.99 | 5,999.05 | 5,999.05 | - | 0.003677 |
| Jul 18, 201 | 5,988.50 | 6,027.45 | 5,976.90 | 6,021.15 | 6,021.15 | - | -0.00616 |
| Jul 19, 201 | 6,039.80 | 6,043.17 | 5,983.41 | 5,984.20 | 5,984.20 | - | 0.00285 |
| Jul 22, 201 | 5,995.04 | 6,012.70 | 5,984.44 | 6,001.28 | 6,001.28 | - | 0.006842 |
| Jul 23, 201 | 6,020.90 | 6,043.27 | 6,008.51 | 6,042.48 | 6,042.48 | - | 0.004717 |
| Jul 24, 201 | 6,029.25 | 6,071.07 | 6,025.56 | 6,071.05 | 6,071.05 | - | -0.00527 |
| Jul 25, 201 | 6,064.44 | 6,064.44 | 6,026.38 | 6,039.13 | 6,039.13 | - | 0.007373 |
| Jul 26, 201 | 6,058.48 | 6,088.08 | 6,057.23 | 6,083.82 | 6,083.82 | - | -0.00161 |
| Jul 29, 201 | 6,081.05 | 6,083.16 | 6,060.71 | 6,074.01 | 6,074.01 | - | -0.00248 |
| Jul 30, 201 | 6,047.84 | 6,067.00 | 6,034.57 | 6,058.96 | 6,058.96 | - | -0.01092 |
| Jul 31, 201 | 6,065.24 | 6,067.61 | 5,949.04 | 5,993.17 | 5,993.17 | - | -0.00894 |
| Aug 01, 20 | 5,993.64 | 6,060.55 | 5,923.34 | 5,939.83 | 5,939.83 | - | -0.00722 |
| Aug 02, 20 | 5,920.95 | 5,923.61 | 5,861.10 | 5,897.10 | 5,897.10 | - | -0.03018 |
| Aug 05, 20 | 5,829.05 | 5,829.05 | 5,676.31 | 5,721.80 | 5,721.80 | - | 0.013009 |
| Aug 06, 20 | 5,755.29 | 5,802.00 | 5,728.02 | 5,796.72 | 5,796.72 | - | 0.000793 |
| Aug 07, 20 | 5,750.36 | 5,817.61 | 5,684.52 | 5,801.32 | 5,801.32 | - | 0.018841 |
| Aug 08, 20 | 5,827.40 | 5,912.91 | 5,824.14 | 5,911.66 | 5,911.66 | - | -0.00648 |
| Aug 09, 20 | 5,897.34 | 5,907.59 | 5,836.26 | 5,873.47 | 5,873.47 | - | -0.01222 |
| Aug 12, 20 | 5,851.19 | 5,852.13 | 5,782.91 | 5,802.14 | 5,802.14 | - | 0.015056 |
| Aug 13, 20 | 5,798.36 | 5,924.34 | 5,790.98 | 5,890.16 | 5,890.16 | - | -0.02944 |
| Aug 14, 20 | 5,827.09 | 5,827.09 | 5,717.38 | 5,719.30 | 5,719.30 | - | 0.002652 |
| Aug 15, 20 | 5,731.67 | 5,752.46 | 5,690.03 | 5,734.49 | 5,734.49 | - | 0.014487 |
| Aug 16, 20 | 5,769.97 | 5,828.10 | 5,769.97 | 5,818.17 | 5,818.17 | - | 0.012089 |
| Aug 19, 20 | 5,868.46 | 5,903.69 | 5,868.46 | 5,888.93 | 5,888.93 | - | -0.00787 |
| Aug 20, 20 | 5,880.03 | 5,889.25 | 5,841.56 | 5,842.76 | 5,842.76 | - | 0.008255 |
| Aug 21, 20 | 5,886.37 | 5,899.77 | 5,878.77 | 5,891.19 | 5,891.19 | - | -0.00048 |
| Aug 22, 20 | 5,904.46 | 5,920.86 | 5,851.25 | 5,888.37 | 5,888.37 | - | -0.02628 |
| Aug 23, 20 | 5,864.47 | 5,896.60 | 5,711.17 | 5,735.63 | 5,735.63 | - | 0.011047 |
| Aug 26, 20 | 5,775.81 | 5,800.31 | 5,754.25 | 5,799.34 | 5,799.34 | - | -0.0032 |
| Aug 27, 20 | 5,829.11 | 5,840.30 | 5,764.07 | 5,780.79 | 5,780.79 | - | 0.006561 |
| Aug 28, 20 | 5,765.13 | 5,823.05 | 5,749.57 | 5,818.84 | 5,818.84 | - | 0.012775 |
| Aug 29, 20 | 5,865.02 | 5,905.59 | 5,855.57 | 5,893.65 | 5,893.65 | - | 0.000777 |
| Aug 30, 20 | 5,919.65 | 5,926.39 | 5,871.82 | 5,898.23 | 5,898.23 | - | -0.00685 |
| Sep 03, 201 | 5,863.47 | 5,874.19 | 5,829.08 | 5,857.95 | 5,857.95 | - | 0.010868 |
| Sep 04, 201 | 5,895.54 | 5,924.05 | 5,889.90 | 5,921.96 | 5,921.96 | - | 0.013155 |
| Sep 05, 201 | 5,969.34 | 6,019.96 | 5,969.34 | 6,000.38 | 6,000.38 | - | 0.000948 |
| Sep 06, 201 | 6,009.33 | 6,018.56 | 5,993.58 | 6,006.07 | 6,006.07 | - | -1.3E-05 |
| Sep 09, 201 | 6,026.16 | 6,027.64 | 5,988.22 | 6,005.99 | 6,005.99 | - | 0.000355 |
| Sep 10, 201 | 5,991.24 | 6,008.14 | 5,963.17 | 6,008.12 | 6,008.12 | - | 0.007255 |
| Sep 11, 201 | 6,012.51 | 6,051.87 | 6,000.20 | 6,051.87 | 6,051.87 | - | 0.003029 |
| Sep 12, 201 | 6,069.24 | 6,092.39 | 6,052.79 | 6,070.23 | 6,070.23 | - | -0.00045 |
| Sep 13, 201 | 6,077.23 | 6,087.57 | 6,058.50 | 6,067.50 | 6,067.50 | - | -0.00311 |
| Sep 16, 201 | 6,045.54 | 6,057.18 | 6,034.62 | 6,048.67 | 6,048.67 | - | 0.002582 |
| Sep 17, 201 | 6,044.08 | 6,065.31 | 6,040.38 | 6,064.31 | 6,064.31 | - | 0.000348 |
| Sep 18, 201 | 6,055.87 | 6,068.37 | 6,009.68 | 6,066.42 | 6,066.42 | - | 7.91E-05 |
| Sep 19, 201 | 6,074.09 | 6,097.45 | 6,059.58 | 6,066.90 | 6,066.90 | - | -0.00486 |
| Sep 20, 201 | 6,070.48 | 6,086.45 | 6,023.61 | 6,037.50 | 6,037.50 | - | -9.9E-05 |
| Sep 23, 201 | 6,020.20 | 6,051.77 | 6,017.88 | 6,036.90 | 6,036.90 | - | -0.00837 |
| Sep 24, 201 | 6,058.88 | 6,070.08 | 5,968.70 | 5,986.58 | 5,986.58 | - | 0.006142 |
| Sep 25, 201 | 5,990.12 | 6,033.44 | 5,959.53 | 6,023.46 | 6,023.46 | - | -0.00237 |
| Sep 26, 201 | 6,025.56 | 6,028.68 | 5,981.23 | 6,009.19 | 6,009.19 | - | -0.00519 |
| Sep 27, 201 | 6,025.89 | 6,029.60 | 5,945.35 | 5,978.11 | 5,978.11 | - | 0.005086 |
| Sep 30, 201 | 5,989.08 | 6,022.95 | 5,989.08 | 6,008.59 | 6,008.59 | - | -0.01229 |
| Oct 01, 201 | 6,022.89 | 6,040.71 | 5,932.06 | 5,935.20 | 5,935.20 | - | -0.01807 |
| Oct 02, 201 | 5,903.98 | 5,903.98 | 5,803.34 | 5,828.93 | 5,828.93 | - | 0.008189 |
| Oct 03, 201 | 5,825.89 | 5,877.45 | 5,766.45 | 5,876.86 | 5,876.86 | - | 0.01412 |
| Oct 04, 201 | 5,892.91 | 5,963.73 | 5,892.91 | 5,960.43 | 5,960.43 | - | -0.00448 |
| Oct 07, 201 | 5,944.75 | 5,975.32 | 5,927.56 | 5,933.76 | 5,933.76 | - | -0.01566 |
| Oct 08, 201 | 5,896.79 | 5,907.02 | 5,841.27 | 5,841.57 | 5,841.57 | - | 0.009376 |
| Oct 09, 201 | 5,879.85 | 5,916.63 | 5,872.97 | 5,896.60 | 5,896.60 | - | 0.006417 |
| Oct 10, 201 | 5,895.01 | 5,955.39 | 5,892.12 | 5,934.56 | 5,934.56 | - | 0.010973 |
| Oct 11, 201 | 5,985.51 | 6,045.96 | 5,985.51 | 6,000.04 | 6,000.04 | - | -0.00139 |
| Oct 14, 201 | 5,991.04 | 6,005.17 | 5,985.41 | 5,991.72 | 5,991.72 | - | 0.009909 |
| Oct 15, 201 | 6,006.79 | 6,066.73 | 6,006.79 | 6,051.39 | 6,051.39 | - | -0.00194 |
| Oct 16, 201 | 6,039.67 | 6,055.44 | 6,030.61 | 6,039.69 | 6,039.69 | - | 0.002836 |
| Oct 17, 201 | 6,062.54 | 6,077.70 | 6,044.47 | 6,056.84 | 6,056.84 | - | -0.0039 |
| Oct 18, 201 | 6,054.74 | 6,061.08 | 6,013.53 | 6,033.26 | 6,033.26 | - | 0.006878 |
| Oct 21, 201 | 6,054.21 | 6,076.07 | 6,051.96 | 6,074.90 | 6,074.90 | - | -0.00354 |
| Oct 22, 201 | 6,083.19 | 6,090.90 | 6,051.82 | 6,053.42 | 6,053.42 | - | 0.002879 |
| Oct 23, 201 | 6,049.63 | 6,071.32 | 6,044.12 | 6,070.87 | 6,070.87 | - | 0.00192 |
| Oct 24, 201 | 6,091.62 | 6,094.08 | 6,062.65 | 6,082.54 | 6,082.54 | - | 0.004082 |
| Oct 25, 201 | 6,068.55 | 6,117.12 | 6,066.00 | 6,107.42 | 6,107.42 | - | 0.005566 |
| Oct 28, 201 | 6,126.75 | 6,150.91 | 6,126.75 | 6,141.51 | 6,141.51 | - | -0.00082 |
| Oct 29, 201 | 6,133.43 | 6,158.39 | 6,132.41 | 6,136.47 | 6,136.47 | - | 0.003329 |
| Oct 30, 201 | 6,142.74 | 6,162.59 | 6,115.31 | 6,156.93 | 6,156.93 | - | -0.00296 |
| Oct 31, 201 | 6,157.60 | 6,157.60 | 6,109.68 | 6,138.73 | 6,138.73 | - | 0.009704 |
| Nov 01, 20 | 6,165.86 | 6,198.61 | 6,165.86 | 6,198.59 | 6,198.59 | - | 0.00371 |
| Nov 04, 20 | 6,223.02 | 6,235.29 | 6,214.78 | 6,221.63 | 6,221.63 | - | -0.00118 |
| Nov 05, 20 | 6,226.77 | 6,233.14 | 6,209.38 | 6,214.28 | 6,214.28 | - | 0.000775 |
| Nov 06, 20 | 6,215.72 | 6,220.08 | 6,197.09 | 6,219.10 | 6,219.10 | - | 0.003193 |
| Nov 07, 20 | 6,242.70 | 6,264.22 | 6,229.02 | 6,238.99 | 6,238.99 | - | 0.00274 |
| Nov 08, 20 | 6,232.18 | 6,256.11 | 6,216.74 | 6,256.11 | 6,256.11 | - | -0.00197 |
| Nov 11, 20 | 6,230.30 | 6,246.44 | 6,221.19 | 6,243.81 | 6,243.81 | - | 0.001616 |
| Nov 12, 20 | 6,248.75 | 6,275.71 | 6,240.05 | 6,253.91 | 6,253.91 | - | 0.000746 |
| Nov 13, 20 | 6,238.66 | 6,266.65 | 6,227.99 | 6,258.58 | 6,258.58 | - | 0.001092 |
| Nov 14, 20 | 6,253.53 | 6,268.53 | 6,238.51 | 6,265.42 | 6,265.42 | - | 0.007841 |
| Nov 15, 20 | 6,289.36 | 6,314.75 | 6,282.70 | 6,314.74 | 6,314.74 | - | 0.000519 |
| Nov 18, 20 | 6,309.68 | 6,322.35 | 6,297.85 | 6,318.02 | 6,318.02 | - | -0.00053 |
| Nov 19, 20 | 6,329.37 | 6,329.58 | 6,301.10 | 6,314.66 | 6,314.66 | - | -0.00357 |
| Nov 20, 20 | 6,304.73 | 6,313.41 | 6,257.95 | 6,292.17 | 6,292.17 | - | -0.00152 |
| Nov 21, 20 | 6,292.61 | 6,295.89 | 6,264.55 | 6,282.59 | 6,282.59 | - | 0.002186 |
| Nov 22, 20 | 6,298.60 | 6,301.52 | 6,274.11 | 6,296.34 | 6,296.34 | - | 0.007598 |
| Nov 25, 20 | 6,311.57 | 6,344.66 | 6,311.57 | 6,344.36 | 6,344.36 | - | 0.00222 |
| Nov 26, 20 | 6,346.98 | 6,362.82 | 6,339.20 | 6,358.46 | 6,358.46 | - | 0.004284 |
| Nov 27, 20 | 6,369.29 | 6,386.80 | 6,365.18 | 6,385.76 | 6,385.76 | - | -0.0038 |
| Nov 29, 20 | 6,374.12 | 6,380.41 | 6,358.36 | 6,361.56 | 6,361.56 | - | -0.00863 |
| Dec 02, 20 | 6,367.59 | 6,368.51 | 6,300.62 | 6,306.88 | 6,306.88 | - | -0.00663 |
| Dec 03, 20 | 6,253.48 | 6,268.78 | 6,219.00 | 6,265.22 | 6,265.22 | - | 0.006407 |
| Dec 04, 20 | 6,286.75 | 6,318.92 | 6,284.86 | 6,305.49 | 6,305.49 | - | 0.001775 |
| Dec 05, 20 | 6,320.30 | 6,320.76 | 6,289.18 | 6,316.69 | 6,316.69 | - | 0.009142 |
| Dec 06, 20 | 6,351.83 | 6,384.20 | 6,351.83 | 6,374.70 | 6,374.70 | - | -0.00308 |
| Dec 09, 20 | 6,367.03 | 6,381.23 | 6,354.79 | 6,355.07 | 6,355.07 | - | -0.00106 |
| Dec 10, 20 | 6,354.07 | 6,367.78 | 6,335.49 | 6,348.31 | 6,348.31 | - | 0.002915 |
| Dec 11, 20 | 6,354.92 | 6,371.46 | 6,349.77 | 6,366.84 | 6,366.84 | - | 0.008681 |
| Dec 12, 20 | 6,366.93 | 6,437.90 | 6,361.39 | 6,422.35 | 6,422.35 | - | 0.000246 |
| Dec 13, 20 | 6,419.57 | 6,451.79 | 6,399.10 | 6,423.93 | 6,423.93 | - | 0.007151 |
| Dec 16, 20 | 6,454.19 | 6,482.69 | 6,454.19 | 6,470.03 | 6,470.03 | - | 0.000342 |
| Dec 17, 20 | 6,478.09 | 6,483.58 | 6,469.23 | 6,472.24 | 6,472.24 | - | -0.00035 |
| Dec 18, 20 | 6,478.24 | 6,484.83 | 6,469.99 | 6,470.00 | 6,470.00 | - | 0.004512 |
| Dec 19, 20 | 6,472.80 | 6,499.40 | 6,472.80 | 6,499.26 | 6,499.26 | - | 0.004987 |
| Dec 20, 20 | 6,536.01 | 6,540.70 | 6,521.32 | 6,531.75 | 6,531.75 | - | 0.000865 |
| Dec 23, 20 | 6,541.53 | 6,545.02 | 6,534.23 | 6,537.40 | 6,537.40 | - | -0.00013 |
| Dec 24, 20 | 6,540.79 | 6,542.77 | 6,530.77 | 6,536.58 | 6,536.58 | - | 0.005208 |
| Dec 26, 20 | 6,544.95 | 6,571.05 | 6,544.95 | 6,570.71 | 6,570.71 | - | 4.87E-05 |
| Dec 27, 20 | 6,585.65 | 6,586.85 | 6,559.59 | 6,571.03 | 6,571.03 | - | -0.00567 |
| Dec 30, 20 | 6,572.03 | 6,573.72 | 6,524.56 | 6,533.91 | 6,533.91 | - | 0.003004 |
| Dec 31, 20 | 6,521.92 | 6,555.48 | 6,515.56 | 6,553.57 | 6,553.57 | - | 0.008466 |
| Jan 02, 202 | 6,582.55 | 6,609.67 | 6,564.02 | 6,609.29 | 6,609.29 | - | -0.00698 |
| Jan 03, 202 | 6,546.09 | 6,586.25 | 6,538.17 | 6,563.32 | 6,563.32 | - | 0.003532 |
| Jan 06, 202 | 6,528.24 | 6,587.31 | 6,522.34 | 6,586.54 | 6,586.54 | - | -0.00271 |
| Jan 07, 202 | 6,578.23 | 6,584.36 | 6,559.19 | 6,568.74 | 6,568.74 | - | 0.004922 |
| Jan 08, 202 | 6,571.82 | 6,629.61 | 6,568.16 | 6,601.15 | 6,601.15 | - | 0.006898 |
| Jan 09, 202 | 6,629.23 | 6,648.57 | 6,624.65 | 6,646.84 | 6,646.84 | - | -0.00286 |
| Jan 10, 202 | 6,661.28 | 6,663.68 | 6,618.81 | 6,627.87 | 6,627.87 | - | 0.006955 |
| Jan 13, 202 | 6,639.63 | 6,674.14 | 6,634.28 | 6,674.13 | 6,674.13 | - | -0.00142 |
| Jan 14, 202 | 6,669.12 | 6,687.15 | 6,652.70 | 6,664.66 | 6,664.66 | - | 0.001887 |
| Jan 15, 202 | 6,662.99 | 6,696.27 | 6,660.18 | 6,677.25 | 6,677.25 | - | 0.008367 |
| Jan 16, 202 | 6,705.27 | 6,733.79 | 6,705.27 | 6,733.35 | 6,733.35 | - | 0.003878 |
| Jan 17, 202 | 6,747.40 | 6,759.90 | 6,737.68 | 6,759.51 | 6,759.51 | - | -0.00264 |
| Jan 21, 202 | 6,742.18 | 6,759.97 | 6,733.31 | 6,741.71 | 6,741.71 | - | 0.000325 |
| Jan 22, 202 | 6,760.69 | 6,776.35 | 6,740.43 | 6,743.90 | 6,743.90 | - | 0.001214 |
| Jan 23, 202 | 6,732.24 | 6,754.53 | 6,704.12 | 6,752.09 | 6,752.09 | - | -0.00906 |
| Jan 24, 202 | 6,767.61 | 6,767.70 | 6,662.93 | 6,691.22 | 6,691.22 | - | -0.01586 |
| Jan 27, 202 | 6,593.11 | 6,616.64 | 6,568.37 | 6,585.95 | 6,585.95 | - | 0.010024 |
| Jan 28, 202 | 6,609.89 | 6,671.65 | 6,605.81 | 6,652.30 | 6,652.30 | - | -0.00084 |
| Jan 29, 202 | 6,679.29 | 6,687.44 | 6,643.84 | 6,646.69 | 6,646.69 | - | 0.003279 |
| Jan 30, 202 | 6,613.27 | 6,673.09 | 6,585.79 | 6,668.52 | 6,668.52 | - | -0.01778 |
| Jan 31, 202 | 6,666.38 | 6,666.38 | 6,529.57 | 6,551.00 | 6,551.00 | - | 0.007244 |
| Feb 03, 202 | 6,571.68 | 6,638.02 | 6,571.68 | 6,598.63 | 6,598.63 | - | 0.014871 |
| Feb 04, 202 | 6,663.00 | 6,716.39 | 6,663.00 | 6,697.49 | 6,697.49 | - | 0.011208 |
| Feb 05, 202 | 6,753.11 | 6,778.82 | 6,730.53 | 6,772.98 | 6,772.98 | - | 0.003487 |
| Feb 06, 202 | 6,794.89 | 6,800.99 | 6,773.51 | 6,796.64 | 6,796.64 | - | -0.00522 |
| Feb 07, 202 | 6,777.17 | 6,788.80 | 6,749.97 | 6,761.26 | 6,761.26 | - | 0.007452 |
| Feb 10, 202 | 6,743.13 | 6,811.98 | 6,742.09 | 6,811.83 | 6,811.83 | - | 0.001725 |
| Feb 11, 202 | 6,840.10 | 6,859.81 | 6,813.45 | 6,823.59 | 6,823.59 | - | 0.006476 |
| Feb 12, 202 | 6,849.73 | 6,871.93 | 6,848.30 | 6,867.92 | 6,867.92 | - | -0.00131 |
| Feb 13, 202 | 6,842.58 | 6,881.31 | 6,831.77 | 6,858.92 | 6,858.92 | - | 0.002004 |
| Feb 14, 202 | 6,868.46 | 6,873.65 | 6,844.51 | 6,872.68 | 6,872.68 | - | -0.00286 |
| Feb 18, 202 | 6,850.51 | 6,862.64 | 6,823.25 | 6,853.04 | 6,853.04 | - | 0.004866 |
| Feb 19, 202 | 6,874.75 | 6,901.42 | 6,871.58 | 6,886.47 | 6,886.47 | - | -0.00378 |
| Feb 20, 202 | 6,875.21 | 6,892.91 | 6,795.02 | 6,860.52 | 6,860.52 | - | -0.01054 |
| Feb 21, 202 | 6,834.88 | 6,835.05 | 6,769.93 | 6,788.60 | 6,788.60 | - | -0.03396 |
| Feb 24, 202 | 6,626.46 | 6,630.77 | 6,539.51 | 6,561.94 | 6,561.94 | - | -0.03073 |
| Feb 25, 202 | 6,588.63 | 6,604.37 | 6,344.18 | 6,363.37 | 6,363.37 | - | -0.00378 |
| Feb 26, 202 | 6,387.21 | 6,473.67 | 6,324.42 | 6,339.38 | 6,339.38 | - | -0.04496 |
| Feb 27, 202 | 6,231.10 | 6,301.14 | 6,059.73 | 6,060.67 | 6,060.67 | - | -0.00811 |
| Feb 28, 202 | 5,935.79 | 6,022.82 | 5,811.55 | 6,011.73 | 6,011.73 | - | 0.045032 |
| Mar 02, 20 | 6,052.69 | 6,289.28 | 5,993.85 | 6,288.64 | 6,288.64 | - | -0.02848 |
| Mar 03, 20 | 6,301.52 | 6,383.33 | 6,057.83 | 6,112.07 | 6,112.07 | - | 0.041389 |
| Mar 04, 20 | 6,198.66 | 6,371.85 | 6,175.66 | 6,370.35 | 6,370.35 | - | -0.0343 |
| Mar 05, 20 | 6,260.91 | 6,275.08 | 6,106.71 | 6,155.58 | 6,155.58 | - | -0.01717 |
| Mar 06, 20 | 6,013.80 | 6,078.39 | 5,906.62 | 6,050.80 | 6,050.80 | - | -0.0789 |
| Mar 09, 20 | 5,830.58 | 5,830.58 | 5,567.82 | 5,591.74 | 5,591.74 | - | 0.048242 |
| Mar 10, 20 | 5,728.15 | 5,868.12 | 5,566.34 | 5,868.11 | 5,868.11 | - | -0.05003 |
| Mar 11, 20 | 5,753.21 | 5,753.21 | 5,512.87 | 5,581.76 | 5,581.76 | - | -0.09973 |
| Mar 12, 20 | 5,357.82 | 5,417.62 | 5,049.06 | 5,051.97 | 5,051.97 | - | 0.089116 |
| Mar 13, 20 | 5,235.63 | 5,522.89 | 5,077.69 | 5,522.85 | 5,522.85 | - | -0.1276 |
| Mar 16, 20 | 5,110.69 | 5,221.49 | 4,850.64 | 4,861.22 | 4,861.22 | - | 0.058257 |
| Mar 17, 20 | 4,941.90 | 5,203.15 | 4,822.70 | 5,152.83 | 5,152.83 | - | -0.05322 |
| Mar 18, 20 | 4,964.01 | 4,998.63 | 4,646.56 | 4,885.78 | 4,885.78 | - | 0.004768 |
| Mar 19, 20 | 4,876.73 | 5,026.33 | 4,727.02 | 4,909.13 | 4,909.13 | - | -0.04415 |
| Mar 20, 20 | 4,955.90 | 4,998.66 | 4,678.65 | 4,697.09 | 4,697.09 | - | -0.02973 |
| Mar 23, 20 | 4,668.16 | 4,688.56 | 4,466.72 | 4,559.50 | 4,559.50 | - | 0.089782 |
| Mar 24, 20 | 4,778.12 | 4,992.57 | 4,778.12 | 4,987.80 | 4,987.80 | - | 0.011472 |
| Mar 25, 20 | 5,009.10 | 5,240.72 | 4,906.70 | 5,045.35 | 5,045.35 | - | 0.060588 |
| Mar 26, 20 | 5,098.02 | 5,374.26 | 5,097.61 | 5,360.49 | 5,360.49 | - | -0.03427 |
| Mar 27, 20 | 5,209.27 | 5,331.64 | 5,136.56 | 5,179.92 | 5,179.92 | - | 0.033127 |
| Mar 30, 20 | 5,216.48 | 5,364.43 | 5,188.56 | 5,354.39 | 5,354.39 | - | -0.01604 |
| Mar 31, 20 | 5,330.56 | 5,384.49 | 5,241.81 | 5,269.20 | 5,269.20 | - | -0.04514 |
| Apr 01, 202 | 5,092.85 | 5,143.14 | 4,989.73 | 5,036.64 | 5,036.64 | - | 0.022737 |
| Apr 02, 202 | 5,013.08 | 5,165.25 | 5,007.49 | 5,152.47 | 5,152.47 | - | -0.01512 |
| Apr 03, 202 | 5,128.72 | 5,175.91 | 5,017.12 | 5,075.16 | 5,075.16 | - | 0.067981 |
| Apr 06, 202 | 5,258.00 | 5,458.89 | 5,251.12 | 5,432.17 | 5,432.17 | - | -0.00159 |
| Apr 07, 202 | 5,585.12 | 5,619.67 | 5,420.98 | 5,423.52 | 5,423.52 | - | 0.033725 |
| Apr 08, 202 | 5,477.04 | 5,630.93 | 5,432.83 | 5,609.55 | 5,609.55 | - | 0.01451 |
| Apr 09, 202 | 5,665.38 | 5,750.09 | 5,635.76 | 5,691.54 | 5,691.54 | - | -0.01013 |
| Apr 13, 202 | 5,676.64 | 5,676.64 | 5,551.75 | 5,634.15 | 5,634.15 | - | 0.030235 |
| Apr 14, 202 | 5,723.54 | 5,818.91 | 5,723.54 | 5,807.10 | 5,807.10 | - | -0.02221 |
| Apr 15, 202 | 5,704.59 | 5,716.83 | 5,635.33 | 5,679.53 | 5,679.53 | - | 0.005806 |
| Apr 16, 202 | 5,712.16 | 5,726.79 | 5,640.71 | 5,712.60 | 5,712.60 | - | 0.026482 |
| Apr 17, 202 | 5,800.32 | 5,875.29 | 5,776.76 | 5,865.90 | 5,865.90 | - | -0.01804 |
| Apr 20, 202 | 5,806.83 | 5,854.32 | 5,755.55 | 5,761.00 | 5,761.00 | - | -0.03113 |
| Apr 21, 202 | 5,682.88 | 5,684.20 | 5,565.13 | 5,584.44 | 5,584.44 | - | 0.022699 |
| Apr 22, 202 | 5,689.34 | 5,742.24 | 5,665.20 | 5,712.65 | 5,712.65 | - | -0.00046 |
| Apr 23, 202 | 5,735.79 | 5,805.96 | 5,703.04 | 5,710.04 | 5,710.04 | - | 0.013846 |
| Apr 24, 202 | 5,740.46 | 5,801.03 | 5,697.88 | 5,789.65 | 5,789.65 | - | 0.014624 |
| Apr 27, 202 | 5,826.30 | 5,893.78 | 5,822.81 | 5,874.94 | 5,874.94 | - | -0.00525 |
| Apr 28, 202 | 5,939.22 | 5,961.25 | 5,838.71 | 5,844.18 | 5,844.18 | - | 0.02627 |
| Apr 29, 202 | 5,956.78 | 6,031.08 | 5,943.98 | 5,999.74 | 5,999.74 | - | -0.00922 |
| Apr 30, 202 | 5,982.40 | 5,982.40 | 5,904.07 | 5,944.68 | 5,944.68 | - | -0.02835 |
| May 01, 20 | 5,856.87 | 5,856.87 | 5,760.09 | 5,778.53 | 5,778.53 | - | 0.004246 |
| May 04, 20 | 5,746.52 | 5,806.19 | 5,711.56 | 5,803.12 | 5,803.12 | - | 0.008999 |
| May 05, 20 | 5,856.48 | 5,916.31 | 5,845.98 | 5,855.58 | 5,855.58 | - | -0.00693 |
| May 06, 20 | 5,886.04 | 5,902.31 | 5,813.60 | 5,815.17 | 5,815.17 | - | 0.011791 |
| May 07, 20 | 5,878.15 | 5,926.28 | 5,874.72 | 5,884.14 | 5,884.14 | - | 0.016921 |
| May 08, 20 | 5,941.70 | 5,989.36 | 5,929.74 | 5,984.55 | 5,984.55 | - | 0.000185 |
| May 11, 20 | 5,955.30 | 6,014.08 | 5,930.79 | 5,985.66 | 5,985.66 | - | -0.02059 |
| May 12, 20 | 6,005.42 | 6,018.26 | 5,863.64 | 5,863.68 | 5,863.68 | - | -0.01754 |
| May 13, 20 | 5,855.40 | 5,871.93 | 5,707.06 | 5,761.70 | 5,761.70 | - | 0.01167 |
| May 14, 20 | 5,710.90 | 5,829.71 | 5,654.23 | 5,829.33 | 5,829.33 | - | 0.004025 |
| May 15, 20 | 5,783.88 | 5,855.53 | 5,757.16 | 5,852.84 | 5,852.84 | - | 0.031129 |
| May 18, 20 | 5,956.05 | 6,066.75 | 5,956.05 | 6,037.90 | 6,037.90 | - | -0.01045 |
| May 19, 20 | 6,027.58 | 6,059.52 | 5,973.95 | 5,975.15 | 5,975.15 | - | 0.016698 |
| May 20, 20 | 6,039.00 | 6,093.50 | 6,039.00 | 6,075.76 | 6,075.76 | - | -0.00774 |
| May 21, 20 | 6,072.78 | 6,090.21 | 6,008.70 | 6,028.93 | 6,028.93 | - | 0.002523 |
| May 22, 20 | 6,029.02 | 6,046.83 | 5,999.56 | 6,044.16 | 6,044.16 | - | 0.012231 |
| May 26, 20 | 6,143.73 | 6,179.26 | 6,111.39 | 6,118.54 | 6,118.54 | - | 0.014738 |
| May 27, 20 | 6,167.50 | 6,209.63 | 6,073.62 | 6,209.38 | 6,209.38 | - | -0.00199 |
| May 28, 20 | 6,231.52 | 6,276.60 | 6,184.06 | 6,197.02 | 6,197.02 | - | 0.004956 |
| May 29, 20 | 6,188.67 | 6,237.49 | 6,134.34 | 6,227.81 | 6,227.81 | - | 0.003793 |
| Jun 01, 202 | 6,216.80 | 6,264.66 | 6,202.37 | 6,251.48 | 6,251.48 | - | 0.008207 |
| Jun 02, 202 | 6,270.18 | 6,303.14 | 6,243.41 | 6,303.00 | 6,303.00 | - | 0.013657 |
| Jun 03, 202 | 6,340.63 | 6,406.18 | 6,340.63 | 6,389.67 | 6,389.67 | - | -0.00316 |
| Jun 04, 202 | 6,367.92 | 6,403.37 | 6,324.65 | 6,369.54 | 6,369.54 | - | 0.025887 |
| Jun 05, 202 | 6,475.01 | 6,572.61 | 6,475.01 | 6,536.58 | 6,536.58 | - | 0.011986 |
| Jun 08, 202 | 6,548.95 | 6,615.55 | 6,541.09 | 6,615.40 | 6,615.40 | - | -0.00776 |
| Jun 09, 202 | 6,576.83 | 6,596.03 | 6,535.54 | 6,564.27 | 6,564.27 | - | -0.00532 |
| Jun 10, 202 | 6,577.08 | 6,596.98 | 6,512.07 | 6,529.42 | 6,529.42 | - | -0.06063 |
| Jun 11, 202 | 6,393.85 | 6,393.85 | 6,141.39 | 6,145.30 | 6,145.30 | - | 0.013275 |
| Jun 12, 202 | 6,288.27 | 6,323.53 | 6,111.71 | 6,227.42 | 6,227.42 | - | 0.008312 |
| Jun 15, 202 | 6,130.27 | 6,306.22 | 6,073.52 | 6,279.40 | 6,279.40 | - | 0.018802 |
| Jun 16, 202 | 6,411.39 | 6,456.98 | 6,301.28 | 6,398.58 | 6,398.58 | - | -0.00361 |
| Jun 17, 202 | 6,421.90 | 6,432.06 | 6,364.36 | 6,375.54 | 6,375.54 | - | 0.00063 |
| Jun 18, 202 | 6,351.50 | 6,389.08 | 6,334.84 | 6,379.56 | 6,379.56 | - | -0.00548 |
| Jun 19, 202 | 6,431.83 | 6,460.76 | 6,314.75 | 6,344.70 | 6,344.70 | - | 0.006474 |
| Jun 22, 202 | 6,337.90 | 6,392.14 | 6,307.12 | 6,385.91 | 6,385.91 | - | 0.004302 |
| Jun 23, 202 | 6,428.62 | 6,461.52 | 6,405.06 | 6,413.44 | 6,413.44 | - | -0.02619 |
| Jun 24, 202 | 6,378.88 | 6,379.72 | 6,210.55 | 6,247.66 | 6,247.66 | - | 0.01095 |
| Jun 25, 202 | 6,240.35 | 6,321.05 | 6,194.08 | 6,316.45 | 6,316.45 | - | -0.02451 |
| Jun 26, 202 | 6,294.89 | 6,295.83 | 6,155.32 | 6,163.50 | 6,163.50 | - | 0.014701 |
| Jun 29, 202 | 6,183.81 | 6,255.38 | 6,145.20 | 6,254.78 | 6,254.78 | - | 0.015372 |
| Jun 30, 202 | 6,249.07 | 6,374.34 | 6,245.77 | 6,351.67 | 6,351.67 | - | 0.005039 |
| Jul 01, 202 | 6,363.41 | 6,409.19 | 6,353.66 | 6,383.76 | 6,383.76 | - | 0.004751 |
| Jul 02, 202 | 6,442.08 | 6,487.36 | 6,402.90 | 6,414.16 | 6,414.16 | - | 0.01576 |

| | | | | | | | |
|---|---|---|---|---|---|---|---|
| Jul 06, 202 | 6,465.99 | 6,519.42 | 6,465.99 | 6,516.05 | 6,516.05 | - | -0.01087 |
| Jul 07, 202 | 6,488.87 | 6,525.06 | 6,441.37 | 6,445.59 | 6,445.59 | - | 0.007812 |
| Jul 08, 202 | 6,461.56 | 6,499.78 | 6,427.68 | 6,496.14 | 6,496.14 | - | -0.00538 |
| Jul 09, 202 | 6,510.74 | 6,518.14 | 6,387.14 | 6,461.31 | 6,461.31 | - | 0.010416 |
| Jul 10, 202 | 6,462.20 | 6,532.45 | 6,429.00 | 6,528.96 | 6,528.96 | - | -0.00941 |
| Jul 13, 202 | 6,570.03 | 6,631.95 | 6,456.91 | 6,467.84 | 6,467.84 | - | 0.013447 |
| Jul 14, 202 | 6,439.77 | 6,562.42 | 6,412.20 | 6,555.40 | 6,555.40 | - | 0.009061 |
| Jul 15, 202 | 6,613.88 | 6,639.09 | 6,562.23 | 6,615.07 | 6,615.07 | - | -0.00338 |
| Jul 16, 202 | 6,577.96 | 6,602.63 | 6,557.93 | 6,592.75 | 6,592.75 | - | 0.002894 |
| Jul 17, 202 | 6,610.79 | 6,629.68 | 6,573.14 | 6,611.86 | 6,611.86 | - | 0.008372 |
| Jul 20, 202 | 6,610.96 | 6,681.34 | 6,592.38 | 6,667.45 | 6,667.45 | - | 0.001692 |
| Jul 21, 202 | 6,701.75 | 6,719.65 | 6,659.26 | 6,678.74 | 6,678.74 | - | 0.005755 |
| Jul 22, 202 | 6,673.92 | 6,724.05 | 6,670.30 | 6,717.29 | 6,717.29 | - | -0.01232 |
| Jul 23, 202 | 6,708.82 | 6,725.83 | 6,608.63 | 6,635.04 | 6,635.04 | - | -0.00619 |
| Jul 24, 202 | 6,600.16 | 6,617.80 | 6,562.16 | 6,594.10 | 6,594.10 | - | 0.007372 |
| Jul 27, 202 | 6,602.76 | 6,647.04 | 6,591.33 | 6,642.89 | 6,642.89 | - | -0.00648 |
| Jul 28, 202 | 6,632.45 | 6,651.76 | 6,595.32 | 6,599.97 | 6,599.97 | - | 0.012354 |
| Jul 29, 202 | 6,617.99 | 6,694.93 | 6,617.99 | 6,682.01 | 6,682.01 | - | -0.0036 |
| Jul 30, 202 | 6,628.36 | 6,667.65 | 6,572.89 | 6,658.02 | 6,658.02 | - | 0.007748 |
| Jul 31, 202 | 6,708.41 | 6,711.95 | 6,606.32 | 6,709.81 | 6,709.81 | - | 0.007186 |
| Aug 03, 202 | 6,745.17 | 6,774.85 | 6,737.72 | 6,758.20 | 6,758.20 | - | 0.003604 |
| Aug 04, 202 | 6,748.58 | 6,783.11 | 6,741.29 | 6,782.60 | 6,782.60 | - | 0.006411 |
| Aug 05, 202 | 6,804.89 | 6,832.09 | 6,804.89 | 6,826.22 | 6,826.22 | - | 0.006518 |
| Aug 06, 202 | 6,817.56 | 6,874.68 | 6,807.27 | 6,870.86 | 6,870.86 | - | 0.000842 |
| Aug 07, 202 | 6,853.60 | 6,879.03 | 6,830.55 | 6,876.65 | 6,876.65 | - | 0.00275 |
| Aug 10, 202 | 6,886.50 | 6,901.10 | 6,845.07 | 6,895.59 | 6,895.59 | - | -0.008 |
| Aug 11, 202 | 6,915.89 | 6,937.66 | 6,825.80 | 6,840.67 | 6,840.67 | - | 0.014047 |
| Aug 12, 202 | 6,886.36 | 6,952.81 | 6,886.36 | 6,937.44 | 6,937.44 | - | -0.0018 |
| Aug 13, 202 | 6,923.97 | 6,953.27 | 6,904.49 | 6,924.96 | 6,924.96 | - | -9.8E-05 |
| Aug 14, 202 | 6,915.68 | 6,935.89 | 6,901.28 | 6,924.28 | 6,924.28 | - | 0.002732 |
| Aug 17, 202 | 6,940.89 | 6,954.67 | 6,937.54 | 6,943.22 | 6,943.22 | - | 0.002457 |
| Aug 18, 202 | 6,954.69 | 6,971.02 | 6,920.08 | 6,960.30 | 6,960.30 | - | -0.00425 |
| Aug 19, 202 | 6,967.07 | 6,981.41 | 6,920.37 | 6,930.80 | 6,930.80 | - | 0.003186 |
| Aug 20, 202 | 6,901.52 | 6,963.52 | 6,889.85 | 6,952.92 | 6,952.92 | - | 0.003496 |
| Aug 21, 202 | 6,954.39 | 6,982.97 | 6,941.00 | 6,977.27 | 6,977.27 | - | 0.01011 |
| Aug 24, 202 | 7,021.07 | 7,048.82 | 7,010.91 | 7,048.17 | 7,048.17 | - | 0.003602 |
| Aug 25, 202 | 7,057.84 | 7,074.57 | 7,037.16 | 7,073.60 | 7,073.60 | - | 0.010151 |
| Aug 26, 202 | 7,086.68 | 7,150.52 | 7,075.00 | 7,145.77 | 7,145.77 | - | 0.001735 |
| Aug 27, 202 | 7,159.38 | 7,192.73 | 7,125.35 | 7,158.18 | 7,158.18 | - | 0.006811 |
| Aug 28, 202 | 7,179.73 | 7,209.56 | 7,158.42 | 7,207.10 | 7,207.10 | - | -0.00208 |
| Aug 31, 202 | 7,211.47 | 7,221.83 | 7,177.81 | 7,192.11 | 7,192.11 | - | 0.007516 |
| Sep 01, 202 | 7,206.90 | 7,249.21 | 7,180.76 | 7,246.37 | 7,246.37 | - | 0.015354 |
| Sep 02, 202 | 7,282.28 | 7,373.35 | 7,265.20 | 7,358.49 | 7,358.49 | - | -0.03557 |
| Sep 03, 202 | 7,326.76 | 7,326.93 | 7,044.82 | 7,101.38 | 7,101.38 | - | -0.00817 |
| Sep 04, 202 | 7,098.38 | 7,150.44 | 6,886.63 | 7,043.62 | 7,043.62 | - | -0.0281 |
| Sep 08, 202 | 6,930.72 | 6,946.92 | 6,843.17 | 6,848.42 | 6,848.42 | - | 0.019999 |
| Sep 09, 202 | 6,926.86 | 7,039.71 | 6,920.95 | 6,986.76 | 6,986.76 | - | -0.01769 |
| Sep 10, 202 | 7,015.06 | 7,041.75 | 6,844.42 | 6,864.23 | 6,864.23 | - | 0.000581 |
| Sep 11, 202 | 6,892.34 | 6,924.81 | 6,805.53 | 6,868.22 | 6,868.22 | - | 0.012974 |
| Sep 14, 202 | 6,916.83 | 6,997.51 | 6,916.83 | 6,957.91 | 6,957.91 | - | 0.005221 |
| Sep 15, 202 | 7,007.77 | 7,031.43 | 6,969.87 | 6,994.33 | 6,994.33 | - | -0.00459 |
| Sep 16, 202 | 7,015.21 | 7,051.51 | 6,960.53 | 6,962.29 | 6,962.29 | - | -0.00843 |
| Sep 17, 202 | 6,882.96 | 6,940.99 | 6,845.90 | 6,903.82 | 6,903.82 | - | -0.01123 |
| Sep 18, 202 | 6,904.68 | 6,913.83 | 6,771.06 | 6,826.72 | 6,826.72 | - | -0.01159 |
| Sep 21, 202 | 6,757.35 | 6,757.35 | 6,641.33 | 6,748.08 | 6,748.08 | - | 0.010467 |
| Sep 22, 202 | 6,778.33 | 6,828.67 | 6,727.32 | 6,819.08 | 6,819.08 | - | -0.02393 |
| Sep 23, 202 | 6,828.92 | 6,835.21 | 6,649.24 | 6,657.82 | 6,657.82 | - | 0.003032 |
| Sep 24, 202 | 6,635.98 | 6,744.00 | 6,602.36 | 6,678.04 | 6,678.04 | - | 0.015882 |
| Sep 25, 202 | 6,657.83 | 6,802.14 | 6,642.04 | 6,784.95 | 6,784.95 | - | 0.015984 |
| Sep 28, 202 | 6,857.87 | 6,913.07 | 6,855.90 | 6,894.27 | 6,894.27 | - | -0.0047 |
| Sep 29, 202 | 6,893.74 | 6,908.12 | 6,845.82 | 6,861.96 | 6,861.96 | - | 0.008254 |
| Sep 30, 202 | 6,874.01 | 6,981.61 | 6,872.50 | 6,918.83 | 6,918.83 | - | 0.005387 |
| Oct 01, 202 | 6,966.63 | 6,989.43 | 6,916.53 | 6,956.20 | 6,956.20 | - | -0.00962 |
| Oct 02, 202 | 6,870.09 | 6,932.14 | 6,839.04 | 6,889.60 | 6,889.60 | - | 0.017919 |
| Oct 05, 202 | 6,929.14 | 7,015.99 | 6,929.14 | 7,014.17 | 7,014.17 | - | -0.01403 |
| Oct 06, 202 | 7,014.74 | 7,061.56 | 6,903.47 | 6,916.43 | 6,916.43 | - | 0.017267 |
| Oct 07, 202 | 6,965.12 | 7,050.90 | 6,965.12 | 7,036.89 | 7,036.89 | - | 0.00828 |
| Oct 08, 202 | 7,069.58 | 7,096.10 | 7,056.97 | 7,095.40 | 7,095.40 | - | 0.008776 |
| Oct 09, 202 | 7,121.98 | 7,168.48 | 7,118.69 | 7,157.94 | 7,157.94 | - | 0.016281 |
| Oct 12, 202 | 7,205.03 | 7,307.55 | 7,205.03 | 7,275.43 | 7,275.43 | - | -0.00633 |
| Oct 13, 202 | 7,275.00 | 7,275.00 | 7,206.83 | 7,229.55 | 7,229.55 | - | -0.00655 |
| Oct 14, 202 | 7,237.56 | 7,263.23 | 7,165.71 | 7,182.38 | 7,182.38 | - | -0.0015 |
| Oct 15, 202 | 7,110.62 | 7,183.39 | 7,084.63 | 7,171.61 | 7,171.61 | - | 0.000152 |
| Oct 16, 202 | 7,192.66 | 7,238.33 | 7,170.73 | 7,172.70 | 7,172.70 | - | -0.01646 |
| Oct 19, 202 | 7,192.99 | 7,210.94 | 7,041.71 | 7,055.58 | 7,055.58 | - | 0.004734 |
| Oct 20, 202 | 7,081.37 | 7,158.67 | 7,073.88 | 7,089.06 | 7,089.06 | - | -0.00218 |
| Oct 21, 202 | 7,082.61 | 7,133.86 | 7,068.59 | 7,073.65 | 7,073.65 | - | 0.00529 |
| Oct 22, 202 | 7,080.30 | 7,125.47 | 7,032.96 | 7,111.17 | 7,111.17 | - | 0.003459 |
| Oct 23, 202 | 7,124.80 | 7,137.66 | 7,084.80 | 7,135.81 | 7,135.81 | - | -0.01876 |
| Oct 26, 202 | 7,086.50 | 7,086.50 | 6,928.88 | 7,003.21 | 7,003.21 | - | -0.00301 |
| Oct 27, 202 | 7,007.80 | 7,020.45 | 6,978.18 | 6,982.14 | 6,982.14 | - | -0.03593 |
| Oct 28, 202 | 6,882.88 | 6,882.88 | 6,731.90 | 6,735.75 | 6,735.75 | - | 0.01196 |
| Oct 29, 202 | 6,748.97 | 6,880.28 | 6,713.58 | 6,816.79 | 6,816.79 | - | -0.01209 |
| Oct 30, 202 | 6,783.49 | 6,806.43 | 6,660.69 | 6,734.84 | 6,734.84 | - | 0.012256 |
| Nov 02, 20 | 6,788.96 | 6,858.65 | 6,755.13 | 6,817.89 | 6,817.89 | - | 0.017651 |
| Nov 03, 20 | 6,871.53 | 6,981.17 | 6,871.53 | 6,939.30 | 6,939.30 | - | 0.021809 |
| Nov 04, 20 | 7,016.15 | 7,179.92 | 7,014.63 | 7,092.30 | 7,092.30 | - | 0.01946 |
| Nov 05, 20 | 7,180.78 | 7,269.90 | 7,180.78 | 7,231.67 | 7,231.67 | - | -0.00016 |
| Nov 06, 20 | 7,228.26 | 7,254.24 | 7,178.81 | 7,230.51 | 7,230.51 | - | 0.011723 |
| Nov 09, 20 | 7,382.81 | 7,511.31 | 7,311.15 | 7,315.77 | 7,315.77 | - | -0.00123 |
| Nov 10, 20 | 7,302.06 | 7,330.83 | 7,237.70 | 7,306.75 | 7,306.75 | - | 0.007621 |
| Nov 11, 20 | 7,343.21 | 7,380.13 | 7,330.44 | 7,362.65 | 7,362.65 | - | -0.00982 |
| Nov 12, 20 | 7,343.57 | 7,356.58 | 7,252.72 | 7,290.69 | 7,290.69 | - | 0.013612 |
| Nov 13, 20 | 7,323.46 | 7,408.11 | 7,323.46 | 7,390.61 | 7,390.61 | - | 0.011593 |
| Nov 16, 20 | 7,421.66 | 7,478.34 | 7,421.66 | 7,476.79 | 7,476.79 | - | -0.00466 |
| Nov 17, 20 | 7,443.64 | 7,469.99 | 7,399.21 | 7,442.04 | 7,442.04 | - | -0.01145 |
| Nov 18, 20 | 7,448.67 | 7,463.07 | 7,356.81 | 7,357.34 | 7,357.34 | - | 0.004004 |
| Nov 19, 20 | 7,340.55 | 7,393.59 | 7,309.20 | 7,386.86 | 7,386.86 | - | -0.00681 |
| Nov 20, 20 | 7,381.65 | 7,385.60 | 7,335.75 | 7,336.76 | 7,336.76 | - | 0.005733 |
| Nov 23, 20 | 7,356.72 | 7,403.70 | 7,327.75 | 7,378.94 | 7,378.94 | - | 0.016045 |
| Nov 24, 20 | 7,413.97 | 7,512.14 | 7,413.97 | 7,498.29 | 7,498.29 | - | -0.00155 |
| Nov 25, 20 | 7,498.76 | 7,498.76 | 7,462.17 | 7,486.68 | 7,486.68 | - | 0.002495 |
| Nov 27, 20 | 7,505.77 | 7,517.66 | 7,486.95 | 7,505.38 | 7,505.38 | - | -0.00445 |
| Nov 30, 20 | 7,497.94 | 7,497.94 | 7,416.46 | 7,472.06 | 7,472.06 | - | 0.011239 |
| Dec 01, 202 | 7,522.30 | 7,589.22 | 7,522.30 | 7,556.51 | 7,556.51 | - | 0.001884 |
| Dec 02, 202 | 7,539.35 | 7,574.03 | 7,521.57 | 7,570.76 | 7,570.76 | - | -0.00044 |
| Dec 03, 202 | 7,570.66 | 7,600.41 | 7,548.24 | 7,567.44 | 7,567.44 | - | 0.008858 |
| Dec 04, 202 | 7,576.61 | 7,634.81 | 7,576.61 | 7,634.77 | 7,634.77 | - | -0.00194 |
| Dec 07, 202 | 7,625.71 | 7,631.24 | 7,593.11 | 7,620.00 | 7,620.00 | - | 0.002808 |
| Dec 08, 202 | 7,601.80 | 7,654.16 | 7,593.28 | 7,641.43 | 7,641.43 | - | -0.00793 |
| Dec 09, 202 | 7,649.51 | 7,662.45 | 7,555.71 | 7,581.06 | 7,581.06 | - | -0.00121 |
| Dec 10, 202 | 7,553.35 | 7,593.32 | 7,524.94 | 7,571.87 | 7,571.87 | - | -0.00124 |
| Dec 11, 202 | 7,547.24 | 7,567.43 | 7,500.48 | 7,562.46 | 7,562.46 | - | -0.00419 |
| Dec 14, 202 | 7,588.20 | 7,634.30 | 7,530.21 | 7,530.87 | 7,530.87 | - | 0.012852 |
| Dec 15, 202 | 7,570.02 | 7,629.65 | 7,556.01 | 7,628.28 | 7,628.28 | - | 0.001773 |
| Dec 16, 202 | 7,631.65 | 7,662.65 | 7,615.79 | 7,641.82 | 7,641.82 | - | 0.005788 |
| Dec 17, 202 | 7,667.96 | 7,691.20 | 7,662.29 | 7,686.18 | 7,686.18 | - | -0.00344 |
| Dec 18, 202 | 7,686.56 | 7,695.16 | 7,611.18 | 7,659.75 | 7,659.75 | - | -0.00388 |
| Dec 21, 202 | 7,608.11 | 7,646.22 | 7,509.69 | 7,630.07 | 7,630.07 | - | -0.002 |
| Dec 22, 202 | 7,637.18 | 7,637.48 | 7,591.91 | 7,614.83 | 7,614.83 | - | 0.000761 |
| Dec 23, 202 | 7,627.67 | 7,664.44 | 7,619.82 | 7,620.63 | 7,620.63 | - | 0.003636 |
| Dec 24, 202 | 7,629.75 | 7,649.79 | 7,620.12 | 7,648.39 | 7,648.39 | - | 0.008684 |
| Dec 28, 202 | 7,689.64 | 7,725.74 | 7,689.64 | 7,715.10 | 7,715.10 | - | -0.00223 |
| Dec 29, 202 | 7,745.38 | 7,757.76 | 7,690.22 | 7,697.93 | 7,697.93 | - | 0.00145 |
| Dec 30, 202 | 7,717.67 | 7,735.04 | 7,705.32 | 7,709.10 | 7,709.10 | - | 0.006497 |
| Dec 31, 202 | 7,712.24 | 7,767.17 | 7,699.05 | 7,759.35 | 7,759.35 | - | -0.01481 |
| Jan 04, 202 | 7,777.41 | 7,788.35 | 7,567.08 | 7,645.27 | 7,645.27 | - | 0.007177 |
| Jan 05, 202 | 7,640.77 | 7,722.69 | 7,635.64 | 7,700.34 | 7,700.34 | - | 0.005709 |
| Jan 06, 202 | 7,744.43 | 7,744.43 | 7,744.43 | 7,744.43 | 7,744.43 | - | 0.014953 |
| Jan 07, 202 | 7,780.35 | 7,876.67 | 7,780.35 | 7,861.10 | 7,861.10 | - | 0.005604 |
| Jan 08, 202 | 7,885.36 | 7,909.32 | 7,820.38 | 7,905.28 | 7,905.28 | - | -0.00658 |
| Jan 11, 202 | 7,860.76 | 7,891.07 | 7,831.67 | 7,853.45 | 7,853.45 | - | 0.000416 |
| Jan 12, 202 | 7,857.60 | 7,876.47 | 7,806.15 | 7,856.72 | 7,856.72 | - | 0.002292 |
| Jan 13, 202 | 7,859.01 | 7,897.71 | 7,837.12 | 7,874.75 | 7,874.75 | - | -0.00364 |
| Jan 14, 202 | 7,886.27 | 7,903.98 | 7,840.56 | 7,846.10 | 7,846.10 | - | -0.0072 |
| Jan 15, 202 | 7,832.13 | 7,832.13 | 7,751.66 | 7,789.79 | 7,789.79 | - | 0.008142 |
| Jan 19, 202 | 7,818.26 | 7,864.88 | 7,815.26 | 7,853.47 | 7,853.47 | - | 0.01384 |
| Jan 20, 202 | 7,889.27 | 7,979.26 | 7,889.27 | 7,962.92 | 7,962.92 | - | 0.000401 |
| Jan 21, 202 | 7,975.19 | 7,983.28 | 7,949.70 | 7,966.11 | 7,966.11 | - | -0.00301 |
| Jan 22, 202 | 7,947.95 | 7,964.63 | 7,919.75 | 7,942.20 | 7,942.20 | - | 0.00361 |
| Jan 25, 202 | 7,963.33 | 7,978.91 | 7,850.60 | 7,970.92 | 7,970.92 | - | -0.00148 |
| Jan 26, 202 | 7,986.68 | 8,001.99 | 7,955.36 | 7,959.10 | 7,959.10 | - | -0.02601 |
| Jan 27, 202 | 7,932.67 | 7,932.67 | 7,717.66 | 7,754.74 | 7,754.74 | - | 0.009814 |
| Jan 28, 202 | 7,765.84 | 7,920.18 | 7,765.84 | 7,831.22 | 7,831.22 | - | -0.01937 |
| Jan 29, 202 | 7,812.94 | 7,812.94 | 7,639.40 | 7,681.01 | 7,681.01 | - | 0.015925 |
| Feb 01, 202 | 7,716.04 | 7,825.95 | 7,704.89 | 7,804.31 | 7,804.31 | - | 0.013814 |
| Feb 02, 202 | 7,841.58 | 7,947.56 | 7,841.58 | 7,912.87 | 7,912.87 | - | 0.001008 |
| Feb 03, 202 | 7,941.73 | 7,956.68 | 7,893.06 | 7,920.85 | 7,920.85 | - | 0.010895 |
| Feb 04, 202 | 7,935.06 | 8,008.41 | 7,935.06 | 8,007.62 | 8,007.62 | - | 0.003994 |
| Feb 05, 202 | 8,022.02 | 8,055.57 | 8,015.14 | 8,039.67 | 8,039.67 | - | 0.007293 |
| Feb 08, 202 | 8,051.75 | 8,099.41 | 8,051.75 | 8,099.33 | 8,099.33 | - | -0.00094 |
| Feb 09, 202 | 8,090.18 | 8,106.25 | 8,074.04 | 8,091.70 | 8,091.70 | - | -0.00032 |
| Feb 10, 202 | 8,111.66 | 8,133.31 | 8,037.52 | 8,089.11 | 8,089.11 | - | 0.001862 |
| Feb 11, 202 | 8,104.25 | 8,124.00 | 8,050.71 | 8,104.19 | 8,104.19 | - | 0.004752 |
| Feb 12, 202 | 8,094.81 | 8,147.26 | 8,083.61 | 8,142.79 | 8,142.79 | - | -0.00045 |
| Feb 16, 202 | 8,153.69 | 8,175.83 | 8,121.47 | 8,139.16 | 8,139.16 | - | -0.00016 |
| Feb 17, 202 | 8,111.32 | 8,142.49 | 8,074.51 | 8,137.88 | 8,137.88 | - | -0.00439 |
| Feb 18, 202 | 8,106.15 | 8,118.78 | 8,042.50 | 8,102.24 | 8,102.24 | - | -0.0018 |
| Feb 19, 202 | 8,117.60 | 8,136.75 | 8,081.47 | 8,087.68 | 8,087.68 | - | -0.00768 |
| Feb 22, 202 | 8,044.55 | 8,080.47 | 8,022.63 | 8,025.81 | 8,025.81 | - | 0.001276 |
| Feb 23, 202 | 7,985.76 | 8,066.25 | 7,879.38 | 8,036.06 | 8,036.06 | - | 0.0113 |
| Feb 24, 202 | 8,020.30 | 8,134.03 | 7,991.14 | 8,127.38 | 8,127.38 | - | -0.02464 |
| Feb 25, 202 | 8,108.58 | 8,127.41 | 7,897.98 | 7,929.56 | 7,929.56 | - | -0.00465 |
| Feb 26, 202 | 7,951.84 | 7,995.85 | 7,848.05 | 7,892.81 | 7,892.81 | - | 0.023536 |
| Mar 01, 20 | 7,957.96 | 8,107.01 | 7,957.96 | 8,080.78 | 8,080.78 | - | -0.00811 |
| Mar 02, 20 | 8,084.60 | 8,090.06 | 8,012.84 | 8,015.54 | 8,015.54 | - | -0.0131 |
| Mar 03, 20 | 8,002.90 | 8,024.06 | 7,909.86 | 7,911.21 | 7,911.21 | - | -0.01333 |
| Mar 04, 20 | 7,910.12 | 7,961.43 | 7,712.97 | 7,806.45 | 7,806.45 | - | 0.019351 |
| Mar 05, 20 | 7,858.80 | 7,979.17 | 7,727.67 | 7,958.98 | 7,958.98 | - | -0.00536 |
| Mar 08, 20 | 7,964.14 | 8,040.07 | 7,912.34 | 7,916.41 | 7,916.41 | - | 0.014147 |
| Mar 09, 20 | 7,980.49 | 8,087.84 | 7,980.49 | 8,029.20 | 8,029.20 | - | 0.006066 |
| Mar 10, 20 | 8,063.94 | 8,116.45 | 8,051.18 | 8,078.05 | 8,078.05 | - | 0.01041 |
| Mar 11, 20 | 8,113.28 | 8,205.85 | 8,113.28 | 8,162.58 | 8,162.58 | - | 0.001264 |
| Mar 12, 20 | 8,133.90 | 8,176.01 | 8,114.76 | 8,172.90 | 8,172.90 | - | 0.006515 |
| Mar 15, 20 | 8,172.49 | 8,228.38 | 8,132.22 | 8,226.32 | 8,226.32 | - | -0.00154 |
| Mar 16, 20 | 8,236.19 | 8,251.49 | 8,194.41 | 8,213.63 | 8,213.63 | - | 0.002884 |
| Mar 17, 20 | 8,186.47 | 8,257.23 | 8,158.06 | 8,237.35 | 8,237.35 | - | -0.01482 |
| Mar 18, 20 | 8,195.02 | 8,228.18 | 8,106.64 | 8,116.17 | 8,116.17 | - | -0.0005 |
| Mar 19, 20 | 8,112.22 | 8,147.38 | 8,057.74 | 8,112.13 | 8,112.13 | - | 0.007003 |
| Mar 22, 20 | 8,119.17 | 8,199.50 | 8,114.38 | 8,169.14 | 8,169.14 | - | -0.00766 |
| Mar 23, 20 | 8,162.98 | 8,186.75 | 8,088.51 | 8,106.83 | 8,106.83 | - | -0.00542 |
| Mar 24, 20 | 8,126.82 | 8,172.74 | 8,062.95 | 8,063.00 | 8,063.00 | - | 0.005258 |
| Mar 25, 20 | 8,042.96 | 8,125.98 | 7,990.02 | 8,105.51 | 8,105.51 | - | 0.016502 |
| Mar 26, 20 | 8,121.33 | 8,246.90 | 8,121.33 | 8,240.38 | 8,240.38 | - | -0.00087 |
| Mar 29, 20 | 8,229.55 | 8,255.47 | 8,175.83 | 8,233.24 | 8,233.24 | - | -0.00306 |
| Mar 30, 20 | 8,218.03 | 8,227.48 | 8,178.81 | 8,208.10 | 8,208.10 | - | 0.003694 |
| Mar 31, 20 | 8,226.77 | 8,282.99 | 8,226.49 | 8,238.48 | 8,238.48 | - | 0.011757 |
| Apr 01, 202 | 8,279.75 | 8,337.48 | 8,279.75 | 8,335.91 | 8,335.91 | - | 0.014469 |
| Apr 05, 202 | 8,367.25 | 8,468.81 | 8,367.25 | 8,457.40 | 8,457.40 | - | -0.00093 |
| Apr 06, 202 | 8,452.92 | 8,475.00 | 8,437.58 | 8,449.54 | 8,449.54 | - | 0.001495 |
| Apr 07, 202 | 8,450.44 | 8,468.56 | 8,438.03 | 8,462.18 | 8,462.18 | - | 0.004442 |
| Apr 08, 202 | 8,484.88 | 8,501.91 | 8,469.50 | 8,499.85 | 8,499.85 | - | 0.007702 |
| Apr 09, 202 | 8,497.76 | 8,566.46 | 8,497.16 | 8,565.57 | 8,565.57 | - | -0.00018 |
| Apr 12, 202 | 8,557.22 | 8,571.70 | 8,536.71 | 8,564.03 | 8,564.03 | - | 0.00329 |
| Apr 13, 202 | 8,568.41 | 8,605.49 | 8,556.86 | 8,592.25 | 8,592.25 | - | -0.00398 |
| Apr 14, 202 | 8,593.25 | 8,614.22 | 8,550.42 | 8,558.16 | 8,558.16 | - | 0.011054 |
| Apr 15, 202 | 8,589.66 | 8,659.61 | 8,589.66 | 8,653.29 | 8,653.29 | - | 0.003601 |
| Apr 16, 202 | 8,661.01 | 8,696.62 | 8,654.10 | 8,684.51 | 8,684.51 | - | -0.00532 |
| Apr 19, 202 | 8,672.75 | 8,674.64 | 8,611.90 | 8,638.42 | 8,638.42 | - | -0.00679 |
| Apr 20, 202 | 8,630.24 | 8,630.24 | 8,545.61 | 8,579.95 | 8,579.95 | - | 0.009264 |
| Apr 21, 202 | 8,566.42 | 8,662.16 | 8,562.44 | 8,659.80 | 8,659.80 | - | -0.00917 |
| Apr 22, 202 | 8,654.34 | 8,673.18 | 8,557.78 | 8,580.73 | 8,580.73 | - | 0.010903 |
| Apr 23, 202 | 8,588.92 | 8,703.72 | 8,588.92 | 8,674.80 | 8,674.80 | - | 0.001781 |
| Apr 26, 202 | 8,684.88 | 8,703.89 | 8,679.60 | 8,690.26 | 8,690.26 | - | -0.00021 |
| Apr 27, 202 | 8,691.63 | 8,702.16 | 8,667.59 | 8,688.45 | 8,688.45 | - | -0.00084 |
| Apr 28, 202 | 8,685.22 | 8,719.11 | 8,678.87 | 8,681.17 | 8,681.17 | - | 0.006794 |
| Apr 29, 202 | 8,729.28 | 8,755.50 | 8,668.44 | 8,740.35 | 8,740.35 | - | -0.00714 |
| Apr 30, 202 | 8,713.28 | 8,713.28 | 8,665.27 | 8,678.16 | 8,678.16 | - | 0.002746 |
| May 03, 20 | 8,700.62 | 8,736.73 | 8,692.57 | 8,702.02 | 8,702.02 | - | -0.0067 |
| May 04, 20 | 8,673.77 | 8,673.77 | 8,569.18 | 8,643.91 | 8,643.91 | - | 0.000709 |
| May 05, 20 | 8,669.70 | 8,691.72 | 8,636.58 | 8,650.04 | 8,650.04 | - | 0.008289 |
| May 06, 20 | 8,654.62 | 8,724.28 | 8,609.61 | 8,722.04 | 8,722.04 | - | 0.007514 |
| May 07, 20 | 8,741.60 | 8,799.10 | 8,724.24 | 8,787.82 | 8,787.82 | - | -0.01047 |
| May 10, 20 | 8,779.07 | 8,795.78 | 8,696.28 | 8,696.29 | 8,696.29 | - | -0.0087 |
| May 11, 20 | 8,617.34 | 8,641.39 | 8,536.75 | 8,620.98 | 8,620.98 | - | -0.02154 |
| May 12, 20 | 8,577.42 | 8,586.03 | 8,424.45 | 8,437.24 | 8,437.24 | - | 0.012269 |
| May 13, 20 | 8,463.51 | 8,580.91 | 8,463.51 | 8,541.39 | 8,541.39 | - | 0.014886 |
| May 14, 20 | 8,577.53 | 8,688.66 | 8,577.53 | 8,669.49 | 8,669.49 | - | -0.00253 |
| May 17, 20 | 8,661.33 | 8,665.50 | 8,604.82 | 8,647.57 | 8,647.57 | - | -0.00843 |
| May 18, 20 | 8,654.13 | 8,660.50 | 8,572.87 | 8,574.98 | 8,574.98 | - | -0.00281 |
| May 19, 20 | 8,515.16 | 8,553.55 | 8,438.48 | 8,550.95 | 8,550.95 | - | 0.010589 |
| May 20, 20 | 8,564.79 | 8,670.23 | 8,564.79 | 8,641.98 | 8,641.98 | - | -0.00074 |
| May 21, 20 | 8,662.03 | 8,703.83 | 8,627.05 | 8,635.55 | 8,635.55 | - | 0.009961 |
| May 24, 20 | 8,666.12 | 8,747.90 | 8,666.12 | 8,722.00 | 8,722.00 | - | -0.00211 |
| May 25, 20 | 8,740.59 | 8,755.98 | 8,692.48 | 8,703.59 | 8,703.59 | - | 0.001888 |
| May 26, 20 | 8,710.88 | 8,733.77 | 8,695.34 | 8,720.04 | 8,720.04 | - | 0.001253 |
| May 27, 20 | 8,733.18 | 8,756.91 | 8,724.54 | 8,730.97 | 8,730.97 | - | 0.000893 |
| May 28, 20 | 8,752.61 | 8,768.36 | 8,737.64 | 8,738.77 | 8,738.77 | - | -0.00046 |
| Jun 01, 202 | 8,764.83 | 8,800.93 | 8,725.54 | 8,734.74 | 8,734.74 | - | 0.001551 |
| Jun 02, 202 | 8,745.59 | 8,767.52 | 8,727.89 | 8,748.30 | 8,748.30 | - | -0.00347 |
| Jun 03, 202 | 8,715.01 | 8,741.90 | 8,666.33 | 8,717.97 | 8,717.97 | - | 0.008806 |
| Jun 04, 202 | 8,745.51 | 8,802.46 | 8,745.51 | 8,795.08 | 8,795.08 | - | -0.00077 |
| Jun 07, 202 | 8,794.15 | 8,800.15 | 8,765.78 | 8,788.28 | 8,788.28 | - | 0.000196 |
| Jun 08, 202 | 8,803.62 | 8,808.29 | 8,750.80 | 8,790.00 | 8,790.00 | - | -0.00179 |
| Jun 09, 202 | 8,802.27 | 8,809.96 | 8,772.64 | 8,774.31 | 8,774.31 | - | 0.00469 |
| Jun 10, 202 | 8,793.48 | 8,837.40 | 8,776.85 | 8,815.56 | 8,815.56 | - | 0.00197 |
| Jun 11, 202 | 8,823.51 | 8,834.61 | 8,801.38 | 8,832.94 | 8,832.94 | - | 0.002062 |
| Jun 14, 202 | 8,836.93 | 8,851.58 | 8,807.36 | 8,851.17 | 8,851.17 | - | -0.00198 |
| Jun 15, 202 | 8,851.73 | 8,855.66 | 8,816.61 | 8,833.68 | 8,833.68 | - | -0.00539 |
| Jun 16, 202 | 8,838.52 | 8,844.70 | 8,742.17 | 8,786.18 | 8,786.18 | - | -0.00041 |
| Jun 17, 202 | 8,779.49 | 8,803.68 | 8,728.90 | 8,782.58 | 8,782.58 | - | -0.01316 |
| Jun 18, 202 | 8,747.50 | 8,747.50 | 8,663.78 | 8,667.76 | 8,667.76 | - | 0.01395 |
| Jun 21, 202 | 8,682.61 | 8,792.48 | 8,682.61 | 8,789.52 | 8,789.52 | - | 0.005111 |
| Jun 22, 202 | 8,789.16 | 8,854.11 | 8,774.33 | 8,834.56 | 8,834.56 | - | -0.00108 |
| Jun 23, 202 | 8,840.48 | 8,855.62 | 8,824.46 | 8,825.01 | 8,825.01 | - | 0.005881 |
| Jun 24, 202 | 8,857.26 | 8,886.95 | 8,857.26 | 8,877.06 | 8,877.06 | - | 0.003343 |
| Jun 25, 202 | 8,893.79 | 8,917.81 | 8,886.97 | 8,906.79 | 8,906.79 | - | 0.002311 |
| Jun 28, 202 | 8,915.53 | 8,930.54 | 8,894.24 | 8,927.40 | 8,927.40 | - | 0.000366 |
| Jun 29, 202 | 8,933.61 | 8,948.72 | 8,920.76 | 8,930.67 | 8,930.67 | - | 0.001355 |
| Jun 30, 202 | 8,928.53 | 8,952.48 | 8,923.52 | 8,942.78 | 8,942.78 | - | 0.005275 |
| Jul 01, 202 | 8,950.11 | 8,990.55 | 8,950.11 | 8,990.08 | 8,990.08 | - | 0.007599 |
| Jul 02, 202 | 9,005.10 | 9,065.09 | 9,005.10 | 9,058.66 | 9,058.66 | - | -0.00198 |
| Jul 06, 202 | 9,067.64 | 9,067.64 | 8,980.05 | 9,040.76 | 9,040.76 | - | 0.003355 |
| Jul 07, 202 | 9,056.32 | 9,078.77 | 9,012.63 | 9,071.14 | 9,071.14 | - | -0.0084 |
| Jul 08, 202 | 8,995.79 | 9,016.18 | 8,929.86 | 8,995.26 | 8,995.26 | - | 0.011229 |
| Jul 09, 202 | 9,013.21 | 9,101.02 | 9,013.21 | 9,096.84 | 9,096.84 | - | 0.003444 |
| Jul 12, 202 | 9,102.80 | 9,131.39 | 9,085.35 | 9,128.22 | 9,128.22 | - | -0.00352 |
| Jul 13, 202 | 9,120.83 | 9,144.30 | 9,091.45 | 9,096.15 | 9,096.15 | - | 0.001285 |
| Jul 14, 202 | 9,119.95 | 9,147.73 | 9,083.08 | 9,107.85 | 9,107.85 | - | -0.00325 |
| Jul 15, 202 | 9,097.06 | 9,097.06 | 9,038.24 | 9,078.33 | 9,078.33 | - | -0.00757 |
| Jul 16, 202 | 9,093.75 | 9,109.09 | 9,000.45 | 9,009.89 | 9,009.89 | - | -0.01598 |
| Jul 19, 202 | 8,946.00 | 8,946.00 | 8,814.47 | 8,867.07 | 8,867.07 | - | 0.015077 |
| Jul 20, 202 | 8,881.10 | 9,030.29 | 8,875.55 | 9,001.77 | 9,001.77 | - | 0.008209 |
| Jul 21, 202 | 9,018.58 | 9,077.99 | 9,018.58 | 9,075.97 | 9,075.97 | - | 0.002089 |
| Jul 22, 202 | 9,082.04 | 9,099.94 | 9,058.85 | 9,094.95 | 9,094.95 | - | 0.01014 |
| Jul 23, 202 | 9,123.92 | 9,194.38 | 9,123.92 | 9,187.64 | 9,187.64 | - | 0.002391 |
| Jul 26, 202 | 9,183.14 | 9,210.20 | 9,174.58 | 9,209.63 | 9,209.63 | - | -0.00472 |
| Jul 27, 202 | 9,197.33 | 9,197.33 | 9,106.01 | 9,166.27 | 9,166.27 | - | -0.00018 |
| Jul 28, 202 | 9,169.44 | 9,195.31 | 9,141.24 | 9,164.62 | 9,164.62 | - | 0.004315 |
| Jul 29, 202 | 9,171.85 | 9,226.73 | 9,171.85 | 9,204.25 | 9,204.25 | - | -0.00534 |
| Jul 30, 202 | 9,154.92 | 9,190.48 | 9,143.90 | 9,155.21 | 9,155.21 | - | -0.00184 |
| Aug 02, 202 | 9,179.40 | 9,210.19 | 9,133.47 | 9,138.36 | 9,138.36 | - | 0.008173 |
| Aug 03, 202 | 9,149.99 | 9,213.86 | 9,109.06 | 9,213.35 | 9,213.35 | - | -0.00463 |
| Aug 04, 202 | 9,198.44 | 9,198.80 | 9,165.97 | 9,170.76 | 9,170.76 | - | 0.006059 |
| Aug 05, 202 | 9,184.32 | 9,226.89 | 9,184.32 | 9,226.49 | 9,226.49 | - | 0.001791 |
| Aug 06, 202 | 9,227.50 | 9,251.55 | 9,227.50 | 9,243.03 | 9,243.03 | - | -0.00086 |
| Aug 09, 202 | 9,246.33 | 9,249.71 | 9,219.70 | 9,235.05 | 9,235.05 | - | 0.000992 |
| Aug 10, 202 | 9,242.21 | 9,261.78 | 9,230.32 | 9,244.22 | 9,244.22 | - | 0.002504 |
| Aug 11, 202 | 9,255.89 | 9,270.90 | 9,243.97 | 9,267.40 | 9,267.40 | - | 0.00321 |
| Aug 12, 202 | 9,266.45 | 9,299.16 | 9,245.38 | 9,297.20 | 9,297.20 | - | 0.001645 |
| Aug 13, 202 | 9,305.92 | 9,313.11 | 9,297.78 | 9,312.51 | 9,312.51 | - | 0.002646 |
| Aug 16, 202 | 9,299.55 | 9,338.10 | 9,250.38 | 9,337.18 | 9,337.18 | - | -0.00702 |
| Aug 17, 202 | 9,301.11 | 9,301.11 | 9,208.94 | 9,271.83 | 9,271.83 | - | -0.01062 |
| Aug 18, 202 | 9,258.71 | 9,286.43 | 9,168.55 | 9,173.93 | 9,173.93 | - | 0.001322 |
| Aug 19, 202 | 9,137.36 | 9,212.67 | 9,106.70 | 9,186.07 | 9,186.07 | - | 0.008157 |
| Aug 20, 202 | 9,196.46 | 9,266.77 | 9,188.73 | 9,261.31 | 9,261.31 | - | 0.008577 |
| Aug 23, 202 | 9,280.13 | 9,362.63 | 9,280.13 | 9,341.09 | 9,341.09 | - | 0.0015 |
| Aug 24, 202 | 9,351.28 | 9,368.81 | 9,347.14 | 9,355.11 | 9,355.11 | - | 0.002231 |
| Aug 25, 202 | 9,364.03 | 9,387.43 | 9,354.05 | 9,376.00 | 9,376.00 | - | -0.0058 |
| Aug 26, 202 | 9,371.27 | 9,375.46 | 9,319.65 | 9,321.74 | 9,321.74 | - | 0.008802 |
| Aug 27, 202 | 9,330.60 | 9,412.35 | 9,330.60 | 9,404.15 | 9,404.15 | - | 0.00436 |
| Aug 30, 202 | 9,413.88 | 9,463.03 | 9,413.88 | 9,445.24 | 9,445.24 | - | -0.00124 |
| Aug 31, 202 | 9,448.33 | 9,451.56 | 9,419.41 | 9,433.58 | 9,433.58 | - | 0.000378 |
| Sep 01, 202 | 9,446.98 | 9,464.28 | 9,432.99 | 9,437.15 | 9,437.15 | - | 0.002996 |
| Sep 02, 202 | 9,460.32 | 9,483.83 | 9,439.97 | 9,465.47 | 9,465.47 | - | -0.00031 |
| Sep 03, 202 | 9,456.25 | 9,475.07 | 9,433.05 | 9,462.54 | 9,462.54 | - | -0.00337 |
| Sep 07, 202 | 9,462.72 | 9,462.72 | 9,416.02 | 9,430.68 | 9,430.68 | - | -0.00128 |
| Sep 08, 202 | 9,426.97 | 9,434.42 | 9,376.59 | 9,418.57 | 9,418.57 | - | -0.00453 |
| Sep 09, 202 | 9,417.16 | 9,452.39 | 9,373.45 | 9,375.99 | 9,375.99 | - | -0.0077 |
| Sep 10, 202 | 9,404.89 | 9,432.57 | 9,302.29 | 9,304.03 | 9,304.03 | - | 0.002282 |
| Sep 13, 202 | 9,337.98 | 9,375.32 | 9,277.27 | 9,325.29 | 9,325.29 | - | -0.00552 |
| Sep 14, 202 | 9,349.70 | 9,362.72 | 9,258.68 | 9,273.99 | 9,273.99 | - | 0.008465 |
| Sep 15, 202 | 9,283.50 | 9,365.51 | 9,264.71 | 9,352.83 | 9,352.83 | - | -0.00152 |
| Sep 16, 202 | 9,345.59 | 9,363.70 | 9,276.30 | 9,338.61 | 9,338.61 | - | -0.00915 |
| Sep 17, 202 | 9,330.29 | 9,332.97 | 9,242.69 | 9,253.57 | 9,253.57 | - | -0.01712 |
| Sep 20, 202 | 9,190.93 | 9,190.93 | 8,988.44 | 9,096.52 | 9,096.52 | - | -0.00077 |
| Sep 21, 202 | 9,131.84 | 9,174.47 | 9,076.91 | 9,089.55 | 9,089.55 | - | 0.009475 |
| Sep 22, 202 | 9,117.19 | 9,220.08 | 9,117.19 | 9,176.08 | 9,176.08 | - | 0.012102 |
| Sep 23, 202 | 9,199.64 | 9,322.00 | 9,199.64 | 9,287.80 | 9,287.80 | - | 0.001473 |
| Sep 24, 202 | 9,265.08 | 9,317.45 | 9,250.82 | 9,301.49 | 9,301.49 | - | -0.00276 |
| Sep 27, 202 | 9,273.81 | 9,305.39 | 9,261.67 | 9,275.87 | 9,275.87 | - | -0.02052 |
| Sep 28, 202 | 9,227.15 | 9,227.15 | 9,074.93 | 9,087.47 | 9,087.47 | - | 0.001666 |
| Sep 29, 202 | 9,108.78 | 9,157.12 | 9,093.47 | 9,102.62 | 9,102.62 | - | -0.01191 |
| Sep 30, 202 | 9,126.65 | 9,151.44 | 8,993.60 | 8,994.83 | 8,994.83 | - | 0.011432 |
| Oct 01, 202 | 9,014.98 | 9,136.15 | 8,955.17 | 9,098.25 | 9,098.25 | - | -0.01301 |
| Oct 04, 202 | 9,081.66 | 9,095.22 | 8,935.78 | 8,980.64 | 8,980.64 | - | 0.010583 |
| Oct 05, 202 | 9,001.33 | 9,125.19 | 9,001.33 | 9,076.19 | 9,076.19 | - | 0.004097 |
| Oct 06, 202 | 9,021.60 | 9,117.57 | 8,961.01 | 9,113.45 | 9,113.45 | - | 0.008494 |
| Oct 07, 202 | 9,157.69 | 9,254.28 | 9,157.69 | 9,191.19 | 9,191.19 | - | -0.0019 |
| Oct 08, 202 | 9,205.44 | 9,216.65 | 9,163.19 | 9,173.74 | 9,173.74 | - | -0.00689 |
| Oct 11, 202 | 9,161.41 | 9,224.89 | 9,110.39 | 9,110.76 | 9,110.76 | - | -0.00242 |
| Oct 12, 202 | 9,125.63 | 9,139.38 | 9,071.27 | 9,088.73 | 9,088.73 | - | 0.003039 |
| Oct 13, 202 | 9,104.29 | 9,134.46 | 9,045.60 | 9,116.39 | 9,116.39 | - | 0.01703 |
| Oct 14, 202 | 9,165.35 | 9,275.77 | 9,165.35 | 9,272.97 | 9,272.97 | - | 0.007433 |
| Oct 15, 202 | 9,292.67 | 9,351.37 | 9,292.67 | 9,342.15 | 9,342.15 | - | 0.003369 |
| Oct 18, 202 | 9,326.17 | 9,378.35 | 9,292.54 | 9,373.68 | 9,373.68 | - | 0.007281 |
| Oct 19, 202 | 9,396.55 | 9,444.65 | 9,394.67 | 9,443.12 | 9,443.12 | - | 0.003668 |
| Oct 20, 202 | 9,453.23 | 9,487.45 | 9,453.19 | 9,477.82 | 9,477.82 | - | 0.003065 |
| Oct 21, 202 | 9,470.26 | 9,510.33 | 9,459.20 | 9,506.91 | 9,506.91 | - | -0.00106 |
| Oct 22, 202 | 9,499.42 | 9,527.70 | 9,453.20 | 9,496.86 | 9,496.86 | - | 0.004741 |
| Oct 25, 202 | 9,515.26 | 9,554.58 | 9,481.14 | 9,541.99 | 9,541.99 | - | 0.001822 |
| Oct 26, 202 | 9,567.55 | 9,608.79 | 9,548.20 | 9,559.39 | 9,559.39 | - | -0.00505 |
| Oct 27, 202 | 9,570.90 | 9,579.39 | 9,511.23 | 9,511.27 | 9,511.27 | - | 0.00983 |
| Oct 28, 202 | 9,535.06 | 9,607.34 | 9,535.06 | 9,605.23 | 9,605.23 | - | 0.002058 |
| Oct 29, 202 | 9,557.09 | 9,630.58 | 9,547.97 | 9,625.02 | 9,625.02 | - | 0.001808 |
| Nov 01, 20 | 9,636.06 | 9,656.38 | 9,603.77 | 9,642.44 | 9,642.44 | - | 0.003676 |
| Nov 02, 20 | 9,641.76 | 9,687.07 | 9,641.76 | 9,677.95 | 9,677.95 | - | 0.006439 |
| Nov 03, 20 | 9,677.93 | 9,746.13 | 9,658.34 | 9,740.47 | 9,740.47 | - | 0.004304 |
| Nov 04, 20 | 9,746.69 | 9,788.64 | 9,746.29 | 9,782.48 | 9,782.48 | - | 0.003826 |
| Nov 05, 20 | 9,823.60 | 9,863.59 | 9,786.18 | 9,819.98 | 9,819.98 | - | 0.000899 |
| Nov 08, 20 | 9,828.35 | 9,856.42 | 9,813.56 | 9,828.81 | 9,828.81 | - | -0.00343 |
| Nov 09, 20 | 9,841.12 | 9,843.27 | 9,765.26 | 9,795.12 | 9,795.12 | - | -0.00804 |
| Nov 10, 20 | 9,765.96 | 9,796.31 | 9,683.80 | 9,716.72 | 9,716.72 | - | 0.000551 |
| Nov 11, 20 | 9,743.23 | 9,753.17 | 9,720.18 | 9,722.08 | 9,722.08 | - | 0.007291 |
| Nov 12, 20 | 9,735.49 | 9,804.69 | 9,726.29 | 9,793.22 | 9,793.22 | - | 3.17E-05 |
| Nov 15, 20 | 9,807.11 | 9,823.76 | 9,773.24 | 9,793.53 | 9,793.53 | - | 0.003911 |
| Nov 16, 20 | 9,787.00 | 9,861.11 | 9,787.00 | 9,831.91 | 9,831.91 | - | -0.00241 |
| Nov 17, 20 | 9,835.11 | 9,835.11 | 9,799.36 | 9,808.27 | 9,808.27 | - | 0.003469 |
| Nov 18, 20 | 9,834.35 | 9,851.25 | 9,776.65 | 9,842.35 | 9,842.35 | - | -0.00138 |
| Nov 19, 20 | 9,850.73 | 9,870.10 | 9,821.25 | 9,828.80 | 9,828.80 | - | -0.00311 |
| Nov 22, 20 | 9,859.07 | 9,925.67 | 9,797.04 | 9,798.29 | 9,798.29 | - | 0.001668 |
| Nov 23, 20 | 9,789.09 | 9,832.07 | 9,735.08 | 9,814.65 | 9,814.65 | - | 0.002336 |
| Nov 24, 20 | 9,783.85 | 9,840.22 | 9,750.71 | 9,837.60 | 9,837.60 | - | -0.02297 |
| Nov 26, 20 | 9,760.75 | 9,760.75 | 9,595.20 | 9,614.25 | 9,614.25 | - | 0.013177 |
| Nov 29, 20 | 9,686.30 | 9,778.71 | 9,679.16 | 9,741.78 | 9,741.78 | - | -0.01901 |
| Nov 30, 20 | 9,711.62 | 9,723.29 | 9,544.47 | 9,558.33 | 9,558.33 | - | -0.0118 |
| Dec 01, 202 | 9,634.11 | 9,738.92 | 9,443.20 | 9,446.21 | 9,446.21 | - | 0.014251 |
| Dec 02, 202 | 9,430.31 | 9,619.96 | 9,430.31 | 9,581.79 | 9,581.79 | - | -0.00844 |
| Dec 03, 202 | 9,608.19 | 9,646.98 | 9,410.82 | 9,501.28 | 9,501.28 | - | 0.011692 |
| Dec 06, 202 | 9,522.37 | 9,656.51 | 9,506.46 | 9,613.02 | 9,613.02 | - | 0.020508 |
| Dec 07, 202 | 9,697.52 | 9,827.28 | 9,697.52 | 9,812.20 | 9,812.20 | - | 0.003102 |
| Dec 08, 202 | 9,821.02 | 9,850.63 | 9,787.08 | 9,842.68 | 9,842.68 | - | -0.00709 |
| Dec 09, 202 | 9,822.49 | 9,831.42 | 9,771.57 | 9,773.19 | 9,773.19 | - | 0.009514 |
| Dec 10, 202 | 9,815.56 | 9,869.70 | 9,779.29 | 9,866.62 | 9,866.62 | - | -0.00916 |
| Dec 13, 202 | 9,863.22 | 9,863.22 | 9,774.32 | 9,776.69 | 9,776.69 | - | -0.00735 |
| Dec 14, 202 | 9,723.70 | 9,760.21 | 9,647.46 | 9,705.06 | 9,705.06 | - | 0.016236 |
| Dec 15, 202 | 9,710.22 | 9,868.89 | 9,657.38 | 9,863.92 | 9,863.92 | - | -0.00874 |
| Dec 16, 202 | 9,883.76 | 9,910.21 | 9,743.39 | 9,778.09 | 9,778.09 | - | -0.01029 |
| Dec 17, 202 | 9,744.76 | 9,774.20 | 9,635.95 | 9,678.03 | 9,678.03 | - | -0.01144 |
| Dec 20, 202 | 9,609.54 | 9,609.54 | 9,490.58 | 9,567.91 | 9,567.91 | - | 0.017696 |
| Dec 21, 202 | 9,625.07 | 9,742.73 | 9,600.52 | 9,738.73 | 9,738.73 | - | 0.010233 |
| Dec 22, 202 | 9,742.12 | 9,840.80 | 9,733.90 | 9,838.90 | 9,838.90 | - | 0.006221 |
| Dec 23, 202 | 9,854.57 | 9,931.33 | 9,854.57 | 9,900.30 | 9,900.30 | - | 0.01378 |
| Dec 27, 202 | 9,917.84 | 10,038.25 | 9,917.84 | 10,037.67 | 10,037.67 | - | -0.00101 |
| Dec 28, 202 | 10,046.67 | 10,070.63 | 10,014.48 | 10,027.53 | 10,027.53 | - | 0.001403 |
| Dec 29, 202 | 10,032.35 | 10,064.40 | 10,010.43 | 10,041.61 | 10,041.61 | - | -0.0029 |
| Dec 30, 202 | 10,044.99 | 10,075.65 | 10,005.82 | 10,012.51 | 10,012.51 | - | -0.00258 |
| Dec 31, 202 | 10,005.61 | 10,029.96 | 9,985.79 | 9,986.70 | 9,986.70 | - | 0.006359 |
| Jan 03, 202 | 10,011.81 | 10,050.55 | 9,970.14 | 10,050.41 | 10,050.41 | - | -0.00056 |
| Jan 04, 202 | 10,067.74 | 10,097.30 | 10,004.61 | 10,044.75 | 10,044.75 | - | -0.01951 |
| Jan 05, 202 | 10,033.87 | 10,053.81 | 9,848.38 | 9,850.70 | 9,850.70 | - | -0.00089 |
| Jan 06, 202 | 9,836.34 | 9,902.52 | 9,791.01 | 9,841.92 | 9,841.92 | - | -0.00388 |
| Jan 07, 202 | 9,847.08 | 9,868.62 | 9,773.90 | 9,803.85 | 9,803.85 | - | -0.00144 |
| Jan 10, 202 | 9,758.38 | 9,795.33 | 9,605.42 | 9,789.72 | 9,789.72 | - | 0.009118 |
| Jan 11, 202 | 9,787.31 | 9,880.62 | 9,722.60 | 9,879.39 | 9,879.39 | - | 0.002829 |
| Jan 12, 202 | 9,912.07 | 9,953.78 | 9,866.34 | 9,907.38 | 9,907.38 | - | -0.01423 |
| Jan 13, 202 | 9,923.60 | 9,945.45 | 9,749.25 | 9,767.35 | 9,767.35 | - | 0.000837 |
| Jan 14, 202 | 9,723.40 | 9,780.23 | 9,674.68 | 9,775.53 | 9,775.53 | - | -0.01854 |
| Jan 18, 202 | 9,711.50 | 9,711.50 | 9,578.47 | 9,595.93 | 9,595.93 | - | -0.00972 |
| Jan 19, 202 | 9,619.02 | 9,667.84 | 9,497.89 | 9,503.14 | 9,503.14 | - | -0.01102 |
| Jan 20, 202 | 9,534.44 | 9,649.12 | 9,389.01 | 9,398.96 | 9,398.96 | - | -0.01909 |
| Jan 21, 202 | 9,375.27 | 9,423.62 | 9,216.12 | 9,221.28 | 9,221.28 | - | 0.002768 |
| Jan 24, 202 | 9,134.01 | 9,261.56 | 8,854.41 | 9,246.84 | 9,246.84 | - | -0.01224 |
| Jan 25, 202 | 9,155.69 | 9,248.57 | 8,989.10 | 9,134.33 | 9,134.33 | - | -0.00149 |
| Jan 26, 202 | 9,243.42 | 9,337.02 | 9,026.70 | 9,120.75 | 9,120.75 | - | -0.00533 |
| Jan 27, 202 | 9,185.60 | 9,286.11 | 9,036.83 | 9,072.24 | 9,072.24 | - | 0.024172 |
| Jan 28, 202 | 9,093.63 | 9,295.43 | 9,002.10 | 9,294.21 | 9,294.21 | - | 0.018729 |
| Jan 31, 202 | 9,294.26 | 9,472.55 | 9,257.74 | 9,469.92 | 9,469.92 | - | 0.006844 |
| Feb 01, 202 | 9,478.40 | 9,543.08 | 9,403.30 | 9,534.95 | 9,534.95 | - | 0.009388 |
| Feb 02, 202 | 9,576.70 | 9,637.31 | 9,530.76 | 9,624.89 | 9,624.89 | - | -0.02465 |
| Feb 03, 202 | 9,512.15 | 9,527.81 | 9,375.78 | 9,390.57 | 9,390.57 | - | 0.005311 |
| Feb 04, 202 | 9,403.37 | 9,522.52 | 9,337.81 | 9,440.58 | 9,440.58 | - | -0.00369 |
| Feb 07, 202 | 9,451.76 | 9,485.55 | 9,380.04 | 9,405.84 | 9,405.84 | - | 0.008376 |
| Feb 08, 202 | 9,397.85 | 9,505.43 | 9,367.39 | 9,484.95 | 9,484.95 | - | 0.014537 |
| Feb 09, 202 | 9,539.55 | 9,629.44 | 9,539.55 | 9,623.84 | 9,623.84 | - | -0.01815 |
| Feb 10, 202 | 9,553.85 | 9,628.53 | 9,410.11 | 9,450.72 | 9,450.72 | - | -0.01911 |
| Feb 11, 202 | 9,455.67 | 9,497.77 | 9,235.65 | 9,271.80 | 9,271.80 | - | -0.00378 |
| Feb 14, 202 | 9,259.81 | 9,288.33 | 9,160.18 | 9,236.86 | 9,236.86 | - | 0.015758 |
| Feb 15, 202 | 9,295.86 | 9,386.90 | 9,295.86 | 9,383.57 | 9,383.57 | - | 0.001014 |
| Feb 16, 202 | 9,352.68 | 9,421.53 | 9,298.03 | 9,393.09 | 9,393.09 | - | -0.02128 |
| Feb 17, 202 | 9,354.45 | 9,354.45 | 9,181.85 | 9,195.35 | 9,195.35 | - | -0.00704 |
| Feb 18, 202 | 9,205.75 | 9,226.43 | 9,085.43 | 9,130.81 | 9,130.81 | - | -0.01018 |
| Feb 22, 202 | 9,097.07 | 9,158.75 | 8,959.46 | 9,038.32 | 9,038.32 | - | -0.01858 |
| Feb 23, 202 | 9,080.71 | 9,115.52 | 8,863.56 | 8,871.95 | 8,871.95 | - | 0.014926 |
| Feb 24, 202 | 8,726.27 | 9,017.30 | 8,639.94 | 9,005.37 | 9,005.37 | - | 0.022235 |
| Feb 25, 202 | 9,026.70 | 9,209.30 | 9,003.59 | 9,207.85 | 9,207.85 | - | -0.00234 |
| Feb 28, 202 | 9,144.86 | 9,217.66 | 9,062.86 | 9,186.37 | 9,186.37 | - | -0.01557 |
| Mar 01, 20 | 9,163.93 | 9,195.42 | 8,988.44 | 9,044.47 | 9,044.47 | - | 0.018504 |
| Mar 02, 20 | 9,079.01 | 9,244.05 | 9,079.01 | 9,213.39 | 9,213.39 | - | -0.00514 |
| Mar 03, 20 | 9,245.58 | 9,277.91 | 9,128.62 | 9,166.13 | 9,166.13 | - | -0.0079 |
| Mar 04, 20 | 9,121.87 | 9,121.87 | 9,001.97 | 9,094.04 | 9,094.04 | - | -0.02995 |
| Mar 07, 20 | 9,090.26 | 9,090.26 | 8,823.50 | 8,825.72 | 8,825.72 | - | -0.00723 |
| Mar 08, 20 | 8,829.25 | 8,985.13 | 8,735.52 | 8,762.11 | 8,762.11 | - | 0.025526 |
| Mar 09, 20 | 8,873.56 | 9,033.47 | 8,873.56 | 8,988.65 | 8,988.65 | - | -0.00421 |
| Mar 10, 20 | 8,936.24 | 8,969.29 | 8,846.43 | 8,950.90 | 8,950.90 | - | -0.01299 |
| Mar 11, 20 | 8,993.39 | 9,017.48 | 8,828.45 | 8,835.40 | 8,835.40 | - | -0.00723 |
| Mar 14, 20 | 8,834.04 | 8,927.80 | 8,747.96 | 8,771.75 | 8,771.75 | - | 0.021205 |
| Mar 15, 20 | 8,804.98 | 8,977.79 | 8,803.38 | 8,959.74 | 8,959.74 | - | 0.022161 |
| Mar 16, 20 | 9,013.97 | 9,162.34 | 8,938.21 | 9,160.51 | 9,160.51 | - | 0.012331 |
| Mar 17, 20 | 9,134.27 | 9,274.21 | 9,114.38 | 9,274.17 | 9,274.17 | - | 0.011606 |
| Mar 18, 20 | 9,265.18 | 9,386.80 | 9,230.81 | 9,382.43 | 9,382.43 | - | -0.00038 |
| Mar 21, 20 | 9,381.40 | 9,421.46 | 9,301.54 | 9,378.84 | 9,378.84 | - | 0.011241 |
| Mar 22, 20 | 9,395.50 | 9,505.77 | 9,395.50 | 9,484.86 | 9,484.86 | - | -0.01229 |
| Mar 23, 20 | 9,446.48 | 9,463.16 | 9,368.39 | 9,368.98 | 9,368.98 | - | 0.014329 |
| Mar 24, 20 | 9,398.69 | 9,504.70 | 9,388.66 | 9,504.19 | 9,504.19 | - | 0.00506 |
| Mar 25, 20 | 9,510.04 | 9,558.46 | 9,464.22 | 9,552.40 | 9,552.40 | - | 0.00712 |
| Mar 28, 20 | 9,548.27 | 9,620.95 | 9,499.37 | 9,620.66 | 9,620.66 | - | 0.012185 |
| Mar 29, 20 | 9,678.15 | 9,750.44 | 9,650.41 | 9,738.60 | 9,738.60 | - | -0.00621 |
| Mar 30, 20 | 9,724.03 | 9,731.16 | 9,633.88 | 9,678.30 | 9,678.30 | - | -0.01571 |
| Mar 31, 20 | 9,671.74 | 9,680.18 | 9,527.45 | 9,527.46 | 9,527.46 | - | 0.003404 |
| Apr 01, 202 | 9,548.31 | 9,565.83 | 9,479.45 | 9,559.95 | 9,559.95 | - | 0.008066 |
| Apr 04, 202 | 9,564.47 | 9,639.14 | 9,546.38 | 9,637.37 | 9,637.37 | - | -0.01247 |
| Apr 05, 202 | 9,617.48 | 9,661.63 | 9,494.91 | 9,517.94 | 9,517.94 | - | -0.00976 |
| Apr 06, 202 | 9,452.87 | 9,473.42 | 9,360.23 | 9,425.49 | 9,425.49 | - | 0.004369 |
| Apr 07, 202 | 9,412.99 | 9,510.58 | 9,361.95 | 9,466.76 | 9,466.76 | - | -0.00264 |
| Apr 08, 202 | 9,454.18 | 9,509.41 | 9,413.65 | 9,441.84 | 9,441.84 | - | -0.01702 |
| Apr 11, 202 | 9,387.89 | 9,391.48 | 9,273.87 | 9,282.48 | 9,282.48 | - | -0.00339 |
| Apr 12, 202 | 9,335.52 | 9,404.96 | 9,217.86 | 9,251.07 | 9,251.07 | - | 0.011301 |
| Apr 13, 202 | 9,246.21 | 9,371.63 | 9,243.94 | 9,356.21 | 9,356.21 | - | -0.01222 |
| Apr 14, 202 | 9,361.53 | 9,384.94 | 9,238.99 | 9,242.58 | 9,242.58 | - | -0.0002 |
| Apr 18, 202 | 9,227.93 | 9,279.87 | 9,195.97 | 9,240.69 | 9,240.69 | - | 0.015945 |
| Apr 19, 202 | 9,238.60 | 9,407.77 | 9,238.60 | 9,389.21 | 9,389.21 | - | -0.0006 |
| Apr 20, 202 | 9,410.49 | 9,444.06 | 9,361.27 | 9,383.54 | 9,383.54 | - | -0.01478 |
| Apr 21, 202 | 9,446.82 | 9,496.55 | 9,226.91 | 9,245.86 | 9,245.86 | - | -0.02812 |
| Apr 22, 202 | 9,229.52 | 9,229.52 | 8,981.60 | 8,989.51 | 8,989.51 | - | 0.005696 |
| Apr 25, 202 | 8,955.04 | 9,046.46 | 8,840.41 | 9,040.86 | 9,040.86 | - | -0.02854 |
| Apr 26, 202 | 9,003.10 | 9,003.10 | 8,786.40 | 8,786.47 | 8,786.47 | - | 0.002107 |
| Apr 27, 202 | 8,810.40 | 8,924.25 | 8,761.20 | 8,805.00 | 8,805.00 | - | 0.024504 |
| Apr 28, 202 | 8,886.80 | 9,067.34 | 8,815.99 | 9,023.42 | 9,023.42 | - | -0.03689 |
| Apr 29, 202 | 8,953.04 | 8,986.50 | 8,680.71 | 8,696.65 | 8,696.65 | - | 0.005664 |
| May 02, 20 | 8,693.93 | 8,776.43 | 8,550.83 | 8,746.05 | 8,746.05 | - | 0.004826 |
| May 03, 20 | 8,755.32 | 8,839.96 | 8,729.02 | 8,788.36 | 8,788.36 | - | 0.029436 |
| May 04, 20 | 8,800.46 | 9,066.51 | 8,732.67 | 9,050.90 | 9,050.90 | - | -0.03619 |
| May 05, 20 | 8,989.28 | 8,989.28 | 8,643.29 | 8,729.21 | 8,729.21 | - | -0.00554 |
| May 06, 20 | 8,691.14 | 8,752.97 | 8,564.30 | 8,680.97 | 8,680.97 | - | -0.03248 |
| May 09, 20 | 8,593.05 | 8,593.05 | 8,370.88 | 8,403.50 | 8,403.50 | - | 0.00246 |
| May 10, 20 | 8,496.04 | 8,565.30 | 8,334.14 | 8,424.20 | 8,424.20 | - | -0.01656 |
| May 11, 20 | 8,401.40 | 8,525.26 | 8,272.42 | 8,285.82 | 8,285.82 | - | -0.00094 |
| May 12, 20 | 8,223.00 | 8,351.14 | 8,128.22 | 8,278.04 | 8,278.04 | - | 0.0237 |
| May 13, 20 | 8,350.20 | 8,507.96 | 8,350.20 | 8,476.57 | 8,476.57 | - | -0.0039 |
| May 16, 20 | 8,454.10 | 8,524.35 | 8,392.95 | 8,443.55 | 8,443.55 | - | 0.020022 |
| May 17, 20 | 8,536.69 | 8,618.25 | 8,498.78 | 8,614.31 | 8,614.31 | - | -0.04099 |
| May 18, 20 | 8,538.63 | 8,538.63 | 8,245.95 | 8,268.32 | 8,268.32 | - | -0.00574 |
| May 19, 20 | 8,217.20 | 8,316.17 | 8,170.67 | 8,220.97 | 8,220.97 | - | 0.000163 |
| May 20, 20 | 8,277.96 | 8,310.95 | 8,030.44 | 8,222.31 | 8,222.31 | - | 0.018504 |
| May 23, 20 | 8,262.20 | 8,392.95 | 8,239.78 | 8,375.87 | 8,375.87 | - | -0.00814 |
| May 24, 20 | 8,311.49 | 8,337.65 | 8,168.57 | 8,307.97 | 8,307.97 | - | 0.009422 |
| May 25, 20 | 8,281.32 | 8,429.87 | 8,274.27 | 8,386.62 | 8,386.62 | - | 0.019724 |
| May 26, 20 | 8,400.77 | 8,589.42 | 8,399.31 | 8,553.68 | 8,553.68 | - | 0.024614 |
| May 27, 20 | 8,596.12 | 8,766.92 | 8,596.12 | 8,766.83 | 8,766.83 | - | -0.00621 |
| May 31, 20 | 8,750.82 | 8,788.86 | 8,655.52 | 8,712.60 | 8,712.60 | - | -0.00741 |
| Jun 01, 202 | 8,749.50 | 8,785.30 | 8,590.64 | 8,648.28 | 8,648.28 | - | 0.018434 |
| Jun 02, 202 | 8,637.31 | 8,810.50 | 8,593.14 | 8,809.18 | 8,809.18 | - | -0.01641 |
| Jun 03, 202 | 8,724.76 | 8,737.79 | 8,645.10 | 8,665.80 | 8,665.80 | - | 0.003141 |
| Jun 06, 202 | 8,721.84 | 8,792.72 | 8,667.34 | 8,693.06 | 8,693.06 | - | 0.009506 |
| Jun 07, 202 | 8,641.58 | 8,784.89 | 8,606.45 | 8,776.09 | 8,776.09 | - | -0.01082 |
| Jun 08, 202 | 8,746.24 | 8,775.06 | 8,663.83 | 8,681.68 | 8,681.68 | - | -0.02399 |
| Jun 09, 202 | 8,654.09 | 8,689.51 | 8,474.79 | 8,475.91 | 8,475.91 | - | -0.02951 |
| Jun 10, 202 | 8,385.94 | 8,385.94 | 8,228.69 | 8,229.43 | 8,229.43 | - | -0.03953 |
| Jun 13, 202 | 8,097.98 | 8,097.98 | 7,878.09 | 7,910.43 | 7,910.43 | - | -0.00343 |
| Jun 14, 202 | 7,941.61 | 7,972.48 | 7,820.58 | 7,883.34 | 7,883.34 | - | 0.014517 |
| Jun 15, 202 | 7,943.83 | 8,099.01 | 7,855.77 | 7,998.62 | 7,998.62 | - | -0.03295 |
| Jun 16, 202 | 7,869.27 | 7,869.27 | 7,682.41 | 7,739.39 | 7,739.39 | - | 0.00222 |
| Jun 17, 202 | 7,736.74 | 7,824.85 | 7,676.80 | 7,756.59 | 7,756.59 | - | 0.024238 |
| Jun 21, 202 | 7,843.33 | 7,978.16 | 7,842.46 | 7,946.89 | 7,946.89 | - | -0.00129 |
| Jun 22, 202 | 7,882.80 | 8,024.98 | 7,847.90 | 7,936.67 | 7,936.67 | - | 0.009531 |
| Jun 23, 202 | 7,968.95 | 8,026.83 | 7,902.82 | 8,012.68 | 8,012.68 | - | 0.030123 |
| Jun 24, 202 | 8,067.68 | 8,260.71 | 8,067.68 | 8,257.72 | 8,257.72 | - | -0.00295 |
| Jun 27, 202 | 8,276.66 | 8,290.48 | 8,211.67 | 8,233.42 | 8,233.42 | - | -0.02035 |
| Jun 28, 202 | 8,261.40 | 8,329.41 | 8,064.66 | 8,067.56 | 8,067.56 | - | -0.0006 |
| Jun 29, 202 | 8,075.05 | 8,100.02 | 8,021.24 | 8,062.72 | 8,062.72 | - | -0.00863 |
| Jun 30, 202 | 7,995.38 | 8,064.35 | 7,895.39 | 7,993.43 | 7,993.43 | - | 0.010511 |
| Jul 01, 202 | 7,984.46 | 8,087.38 | 7,924.11 | 8,077.89 | 8,077.89 | - | 0.001764 |
| Jul 05, 202 | 8,010.18 | 8,093.18 | 7,903.52 | 8,092.15 | 8,092.15 | - | 0.003585 |
| Jul 06, 202 | 8,093.21 | 8,175.74 | 8,046.42 | 8,121.21 | 8,121.21 | - | 0.014969 |
| Jul 07, 202 | 8,150.83 | 8,260.61 | 8,150.83 | 8,243.69 | 8,243.69 | - | -0.00075 |
| Jul 08, 202 | 8,213.73 | 8,277.83 | 8,174.25 | 8,237.50 | 8,237.50 | - | -0.01158 |
| Jul 11, 202 | 8,198.17 | 8,198.68 | 8,127.63 | 8,142.68 | 8,142.68 | - | -0.00927 |
| Jul 12, 202 | 8,137.08 | 8,181.61 | 8,032.85 | 8,067.56 | 8,067.56 | - | -0.00445 |

| | | | | | | |
|---|---|---|---|---|---|---|
| 10/15/1992 | 72.87,0.0 | 0.0000,0.00 | 7.2,0.0,1.0 | 0.0,0.0,-7.0 | 0.0,0.0,-7.0 | -0.0,0.0000,0 |
| 10/16/1992 | 7.2,0.0,0.0 | 0.0,0.0,0.0 | 7.2,0.0,1.0 | 0.0,0.0,-7.0 | 0.0,0.0,-7.0 | 0.0,0.0000,0.0 |
| 10/17/1992 | 0.0,0.0,0.0 | 0.0,0.0,0.0 | 0.0,0.0,0.0 | 0.0,0.0,0.0 | 0.0,0.0,0.0 | -0,0.0000,0 |
| 10/18/1992 | 0.0,0.0,0.0 | 0.0,0.0,0.0 | 0.0,0.0,0.0 | 0.0,0.0,0.0 | 0.0,0.0,0.0 | -0,0.0000,0 |
| 10/19/1992 | 0.0,0.0,0.0 | 0.0,0.0,0.0 | 0.0,0.0,0.0 | 0.0,0.0,0.0 | 0.0,0.0,0.0 | -0,0.0000,0 |
| 10/20/1992 | 0.0,0.0,0.0 | 0.0,0.0,0.0 | 0.0,0.0,0.0 | 0.0,0.0,0.0 | 0.0,0.0,0.0 | 0.0,0.0000,0.0 |
| 10/21/1992 | 0.0,0.0,0.0 | 0.0,0.0,0.0 | 0.0,0.0,0.0 | 0.0,0.0,0.0 | 0.0,0.0,0.0 | -0,0.0000,0 |
| 10/22/1992 | 0.0,0.0,0.0 | 0.0,0.0,0.0 | 0.0,0.0,0.0 | 0.0,0.0,0.0 | 0.0,0.0,0.0 | -0,0.0000,0 |
| 10/23/1992 | 0.0,0.0,0.0 | 0.0,0.0,0.0 | 0.0,0.0,0.0 | 0.0,0.0,0.0 | 0.0,0.0,0.0 | -0,0.0000,0 |
| 10/24/1992 | 0.0,0.0,0.0 | 0.0,0.0,0.0 | 0.0,0.0,0.0 | 0.0,0.0,0.0 | 0.0,0.0,0.0 | -0,0.0000,0 |
| 10/25/1992 | 0.0,0.0,0.0 | 0.0,0.0,0.0 | 0.0,0.0,0.0 | 0.0,0.0,0.0 | 0.0,0.0,0.0 | -0,0.0000,0 |
| 10/26/1992 | 0.0,0.0,0.0 | 0.0,0.0,0.0 | 0.0,0.0,0.0 | 0.0,0.0,0.0 | 0.0,0.0,0.0 | -0,0.0000,0 |
| 10/27/1992 | 0.0,0.0,0.0 | 0.0,0.0,0.0 | 0.0,0.0,0.0 | 0.0,0.0,0.0 | 0.0,0.0,0.0 | 0.0,0.0000,0.0 |
| 10/28/1992 | 0.0,0.0,0.0 | 0.0,0.0,0.0 | 0.0,0.0,0.0 | 0.0,0.0,0.0 | 0.0,0.0,0.0 | -0,0.0000,0 |
| 10/29/1992 | 0.0,0.0,0.0 | 0.0,0.0,0.0 | 0.0,0.0,0.0 | 0.0,0.0,0.0 | 0.0,0.0,0.0 | -0,0.0000,0 |
| 10/30/1992 | 0.0,0.0,0.0 | 0.0,0.0,0.0 | 0.0,0.0,0.0 | 0.0,0.0,0.0 | 0.0,0.0,0.0 | -0,0.0000,0 |
| 10/31/1992 | 0.0,0.0,0.0 | 0.0,0.0,0.0 | 0.0,0.0,0.0 | 0.0,0.0,0.0 | 0.0,0.0,0.0 | -0,0.0000,0 |
| 11/1/1992 | 0.0,0.0,0.0 | 0.0,0.0,0.0 | 0.0,0.0,0.0 | 0.0,0.0,0.0 | 0.0,0.0,0.0 | -0,0.0000,0 |
| 11/2/1992 | 0.0,0.0,0.0 | 0.0,0.0,0.0 | 0.0,0.0,0.0 | 0.0,0.0,0.0 | 0.0,0.0,0.0 | -0,0.0000,0 |
| 11/3/1992 | 0.0,0.0,0.0 | 0.0,0.0,0.0 | 0.0,0.0,0.0 | 0.0,0.0,0.0 | 0.0,0.0,0.0 | -0,0.0000,0 |
| 11/4/1992 | 0.0,0.0,0.0 | 0.0,0.0,0.0 | 0.0,0.0,0.0 | 0.0,0.0,0.0 | 0.0,0.0,0.0 | -0,0.0000,0 |
| 11/5/1992 | 0.0,0.0,0.0 | 0.0,0.0,0.0 | 0.0,0.0,0.0 | 0.0,0.0,0.0 | 0.0,0.0,0.0 | -0,0.0000,0 |
| 11/6/1992 | 0.0,0.0,0.0 | 0.0,0.0,0.0 | 0.0,0.0,0.0 | 0.0,0.0,0.0 | 0.0,0.0,0.0 | -0,0.0000,0 |
| 11/7/1992 | 0.0,0.0,0.0 | 0.0,0.0,0.0 | 0.0,0.0,0.0 | 0.0,0.0,0.0 | 0.0,0.0,0.0 | -0,0.0000,0 |
| 11/8/1992 | 0.0,0.0,0.0 | 0.0,0.0,0.0 | 0.0,0.0,0.0 | 0.0,0.0,0.0 | 0.0,0.0,0.0 | -0,0.0000,0 |
| 11/9/1992 | 0.0,0.0,0.0 | 0.0,0.0,0.0 | 0.0,0.0,0.0 | 0.0,0.0,0.0 | 0.0,0.0,0.0 | -0,0.0000,0 |
| 11/10/1992 | 0.0,0.0,0.0 | 0.0,0.0,0.0 | 0.0,0.0,0.0 | 0.0,0.0,0.0 | 0.0,0.0,0.0 | -0,0.0000,0 |
| 11/11/1992 | 0.0,0.0,0.0 | 0.0,0.0,0.0 | 0.0,0.0,0.0 | 0.0,0.0,0.0 | 0.0,0.0,0.0 | -0,0.0000,0 |
| 11/12/1992 | 0.0,0.0,0.0 | 0.0,0.0,0.0 | 0.0,0.0,0.0 | 0.0,0.0,0.0 | 0.0,0.0,0.0 | -0,0.0000,0 |
| 11/13/1992 | 0.0,0.0,0.0 | 0.0,0.0,0.0 | 0.0,0.0,0.0 | 0.0,0.0,0.0 | 0.0,0.0,0.0 | -0,0.0000,0 |
| 11/14/1992 | 0.0,0.0,0.0 | 0.0,0.0,0.0 | 0.0,0.0,0.0 | 0.0,0.0,0.0 | 0.0,0.0,0.0 | -0,0.0000,0 |
| 11/15/1992 | 0.0,0.0,0.0 | 0.0,0.0,0.0 | 0.0,0.0,0.0 | 0.0,0.0,0.0 | 0.0,0.0,0.0 | -0,0.0000,0 |
| 11/16/1992 | 0.0,0.0,0.0 | 0.0,0.0,0.0 | 0.0,0.0,0.0 | 0.0,0.0,0.0 | 0.0,0.0,0.0 | -0,0.0000,0 |
| 11/17/1992 | 0.0,0.0,0.0 | 0.0,0.0,0.0 | 0.0,0.0,0.0 | 0.0,0.0,0.0 | 0.0,0.0,0.0 | -0,0.0000,0 |
| 11/18/1992 | 0.0,0.0,0.0 | 0.0,0.0,0.0 | 0.0,0.0,0.0 | 0.0,0.0,0.0 | 0.0,0.0,0.0 | -0,0.0000,0 |
| 11/19/1992 | 0.0,0.0,0.0 | 0.0,0.0,0.0 | 0.0,0.0,0.0 | 0.0,0.0,0.0 | 0.0,0.0,0.0 | -0,0.0000,0 |
| 11/20/1992 | 0.0,0.0,0.0 | 0.0,0.0,0.0 | 0.0,0.0,0.0 | 0.0,0.0,0.0 | 0.0,0.0,0.0 | -0,0.0000,0 |
| 11/21/1992 | 0.0,0.0,0.0 | 0.0,0.0,0.0 | 0.0,0.0,0.0 | 0.0,0.0,0.0 | 0.0,0.0,0.0 | -0,0.0000,0 |
| 11/22/1992 | 0.0,0.0,0.0 | 0.0,0.0,0.0 | 0.0,0.0,0.0 | 0.0,0.0,0.0 | 0.0,0.0,0.0 | -0,0.0000,0 |
| 11/23/1992 | 0.0,0.0,0.0 | 0.0,0.0,0.0 | 0.0,0.0,0.0 | 0.0,0.0,0.0 | 0.0,0.0,0.0 | -0,0.0000,0 |
| 11/24/1992 | 0.0,0.0,0.0 | 0.0,0.0,0.0 | 0.0,0.0,0.0 | 0.0,0.0,0.0 | 0.0,0.0,0.0 | -0,0.0000,0 |
| 11/25/1992 | 0.0,0.0,0.0 | 0.0,0.0,0.0 | 0.0,0.0,0.0 | 0.0,0.0,0.0 | 0.0,0.0,0.0 | -0,0.0000,0 |
| 11/26/1992 | 0.0,0.0,0.0 | 0.0,0.0,0.0 | 0.0,0.0,0.0 | 0.0,0.0,0.0 | 0.0,0.0,0.0 | -0,0.0000,0 |
| 11/27/1992 | 0.0,0.0,0.0 | 0.0,0.0,0.0 | 0.0,0.0,0.0 | 0.0,0.0,0.0 | 0.0,0.0,0.0 | -0,0.0000,0 |
| 11/28/1992 | 0.0,0.0,0.0 | 0.0,0.0,0.0 | 0.0,0.0,0.0 | 0.0,0.0,0.0 | 0.0,0.0,0.0 | -0,0.0000,0 |
| 11/29/1992 | 0.0,0.0,0.0 | 0.0,0.0,0.0 | 0.0,0.0,0.0 | 0.0,0.0,0.0 | 0.0,0.0,0.0 | -0,0.0000,0 |
| 11/30/1992 | 0.0,0.0,0.0 | 0.0,0.0,0.0 | 0.0,0.0,0.0 | 0.0,0.0,0.0 | 0.0,0.0,0.0 | -0,0.0000,0 |
| 12/1/1992 | 0.0,0.0,0.0 | 0.0,0.0,0.0 | 0.0,0.0,0.0 | 0.0,0.0,0.0 | 0.0,0.0,0.0 | -0,0.0000,0 |
| 12/2/1992 | 0.0,0.0,0.0 | 0.0,0.0,0.0 | 0.0,0.0,0.0 | 0.0,0.0,0.0 | 0.0,0.0,0.0 | -0,0.0000,0 |
| 12/3/1992 | 0.0,0.0,0.0 | 0.0,0.0,0.0 | 0.0,0.0,0.0 | 0.0,0.0,0.0 | 0.0,0.0,0.0 | -0,0.0000,0 |
| 12/4/1992 | 0.0,0.0,0.0 | 0.0,0.0,0.0 | 0.0,0.0,0.0 | 0.0,0.0,0.0 | 0.0,0.0,0.0 | -0,0.0000,0 |
| 12/5/1992 | 0.0,0.0,0.0 | 0.0,0.0,0.0 | 0.0,0.0,0.0 | 0.0,0.0,0.0 | 0.0,0.0,0.0 | -0,0.0000,0 |
| 12/6/1992 | 0.0,0.0,0.0 | 0.0,0.0,0.0 | 0.0,0.0,0.0 | 0.0,0.0,0.0 | 0.0,0.0,0.0 | -0,0.0000,0 |
| 12/7/1992 | 0.0,0.0,0.0 | 0.0,0.0,0.0 | 0.0,0.0,0.0 | 0.0,0.0,0.0 | 0.0,0.0,0.0 | -0,0.0000,0 |
| 12/8/1992 | 0.0,0.0,0.0 | 0.0,0.0,0.0 | 0.0,0.0,0.0 | 0.0,0.0,0.0 | 0.0,0.0,0.0 | -0,0.0000,0 |
| 12/9/1992 | 0.0,0.0,0.0 | 0.0,0.0,0.0 | 0.0,0.0,0.0 | 0.0,0.0,0.0 | 0.0,0.0,0.0 | -0,0.0000,0 |
| 12/10/1992 | 0.0,0.0,0.0 | 0.0,0.0,0.0 | 0.0,0.0,0.0 | 0.0,0.0,0.0 | 0.0,0.0,0.0 | -0,0.0000,0 |
| 12/11/1992 | 0.0,0.0,0.0 | 0.0,0.0,0.0 | 0.0,0.0,0.0 | 0.0,0.0,0.0 | 0.0,0.0,0.0 | -0,0.0000,0 |
| 12/12/1992 | 0.0,0.0,0.0 | 0.0,0.0,0.0 | 0.0,0.0,0.0 | 0.0,0.0,0.0 | 0.0,0.0,0.0 | -0,0.0000,0 |
| 12/13/1992 | 0.0,0.0,0.0 | 0.0,0.0,0.0 | 0.0,0.0,0.0 | 0.0,0.0,0.0 | 0.0,0.0,0.0 | -0,0.0000,0 |
| 12/14/1992 | 0.0,0.0,0.0 | 0.0,0.0,0.0 | 0.0,0.0,0.0 | 0.0,0.0,0.0 | 0.0,0.0,0.0 | -0,0.0000,0 |
| 12/15/1992 | 0.0,0.0,0.0 | 0.0,0.0,0.0 | 0.0,0.0,0.0 | 0.0,0.0,0.0 | 0.0,0.0,0.0 | -0,0.0000,0 |
| 12/16/1992 | 0.0,0.0,0.0 | 0.0,0.0,0.0 | 0.0,0.0,0.0 | 0.0,0.0,0.0 | 0.0,0.0,0.0 | -0,0.0000,0 |
| 12/17/1992 | 0.0,0.0,0.0 | 0.0,0.0,0.0 | 0.0,0.0,0.0 | 0.0,0.0,0.0 | 0.0,0.0,0.0 | -0,0.0000,0 |
| 12/18/1992 | 0.0,0.0,0.0 | 0.0,0.0,0.0 | 0.0,0.0,0.0 | 0.0,0.0,0.0 | 0.0,0.0,0.0 | -0,0.0000,0 |
| 12/19/1992 | 0.0,0.0,0.0 | 0.0,0.0,0.0 | 0.0,0.0,0.0 | 0.0,0.0,0.0 | 0.0,0.0,0.0 | -0,0.0000,0 |
| 12/20/1992 | 0.0,0.0,0.0 | 0.0,0.0,0.0 | 0.0,0.0,0.0 | 0.0,0.0,0.0 | 0.0,0.0,0.0 | -0,0.0000,0 |
| 12/21/1992 | 0.0,0.0,0.0 | 0.0,0.0,0.0 | 0.0,0.0,0.0 | 0.0,0.0,0.0 | 0.0,0.0,0.0 | -0,0.0000,0 |
| 12/22/1992 | 0.0,0.0,0.0 | 0.0,0.0,0.0 | 0.0,0.0,0.0 | 0.0,0.0,0.0 | 0.0,0.0,0.0 | -0,0.0000,0 |
| 12/23/1992 | 0.0,0.0,0.0 | 0.0,0.0,0.0 | 0.0,0.0,0.0 | 0.0,0.0,0.0 | 0.0,0.0,0.0 | -0,0.0000,0 |
| 12/24/1992 | 0.0,0.0,0.0 | 0.0,0.0,0.0 | 0.0,0.0,0.0 | 0.0,0.0,0.0 | 0.0,0.0,0.0 | -0,0.0000,0 |
| 12/25/1992 | 0.0,0.0,0.0 | 0.0,0.0,0.0 | 0.0,0.0,0.0 | 0.0,0.0,0.0 | 0.0,0.0,0.0 | -0,0.0000,0 |
| 12/26/1992 | 0.0,0.0,0.0 | 0.0,0.0,0.0 | 0.0,0.0,0.0 | 0.0,0.0,0.0 | 0.0,0.0,0.0 | -0,0.0000,0 |
| 12/27/1992 | 0.0,0.0,0.0 | 0.0,0.0,0.0 | 0.0,0.0,0.0 | 0.0,0.0,0.0 | 0.0,0.0,0.0 | -0,0.0000,0 |
| 12/28/1992 | 0.0,0.0,0.0 | 0.0,0.0,0.0 | 0.0,0.0,0.0 | 0.0,0.0,0.0 | 0.0,0.0,0.0 | -0,0.0000,0 |
| 12/29/1992 | 0.0,0.0,0.0 | 0.0,0.0,0.0 | 0.0,0.0,0.0 | 0.0,0.0,0.0 | 0.0,0.0,0.0 | -0,0.0000,0 |
| 12/30/1992 | 0.0,0.0,0.0 | 0.0,0.0,0.0 | 0.0,0.0,0.0 | 0.0,0.0,0.0 | 0.0,0.0,0.0 | -0,0.0000,0 |
| 12/31/1992 | 0.0,0.0,0.0 | 0.0,0.0,0.0 | 0.0,0.0,0.0 | 0.0,0.0,0.0 | 0.0,0.0,0.0 | -0,0.0000,0 |

| Denominación | Fecha capitalización | Monto Original Inversion | % Vida Util | Vida Util Años Nj | Vida Util Meses Nj | Diferencia en meses | Pj Factor vida util remanente | Rj vida util remanente en meses | Tasa con Exponente Nj | CAI con nj | Tasa con Exponente Rj | CAI con rj | Fecha Base de Revisión | dic-21 | 18.281% | 10.731% |
|---|---|---|---|---|---|---|---|---|---|---|---|---|---|---|---|---|
| APLICACIONES INFORMATICAS | dic-16 | 100.00 | 10.00% | 10 | 120 | 60 | 0.500 | 60 | 22.474% | 11 | 26.874% | 13.44 | dic-21 | | | |
| TERRENOS Y BIENES NATURALES | dic-17 | 100.00 | 0.00% | - | - | 48 | - | - | 18.281% | - | 10.731% | - | dic-21 | | | |
| EDIFICIOS ADMINISTRAC. Y COMERCIALES | dic-18 | 100.00 | 5.00% | 20 | 240 | 36 | 0.850 | 204 | 18.940% | 16 | 13.035% | 11.08 | dic-21 | | | |
| TELECOMUNICACIONES EDIFICIOS ADMON. Y COMERCIALES | dic-19 | 100.00 | 10.00% | 10 | 120 | 24 | 0.800 | 96 | 22.474% | 18 | 19.246% | 15.40 | dic-21 | | | |
| RED DE DISTRIBUCION | dic-20 | 100.00 | 3.33% | 30 | 360 | 12 | 0.967 | 348 | 18.400% | 18 | 11.320% | 10.94 | dic-21 | | | |
| ACOMETIDAS | dic-21 | 100.00 | 3.33% | 30 | 360 | - | 1.000 | 360 | 18.400% | 18 | 11.260% | 11.26 | dic-21 | | | |
| CONSTRUCCION E.R.M. | dic-17 | 100.00 | 3.33% | 30 | 360 | 48 | 0.867 | 312 | 18.400% | 16 | 11.547% | 10.01 | dic-21 | | | |
| CONTADORES/MEDIDORES | dic-18 | 100.00 | 3.33% | 30 | 360 | 36 | 0.900 | 324 | 18.400% | 17 | 11.462% | 10.32 | dic-21 | | | |
| MAQUINARIA y HERRAMIENTA | dic-19 | 100.00 | 10.00% | 10 | 120 | 24 | 0.800 | 96 | 22.474% | 18 | 19.246% | 15.40 | dic-21 | | | |
| MOBILIARIO Y EQUIPOS DE OFICINA | dic-19 | 100.00 | 10.00% | 10 | 120 | 24 | 0.800 | 96 | 22.474% | 18 | 19.246% | 15.40 | dic-21 | | | |
| EQUIPO DE COMPUTO | dic-20 | 100.00 | 33.33% | 3 | 36 | 12 | 0.667 | 24 | 46.199% | 31 | 58.185% | 38.79 | dic-21 | | | |
| VEHICULOS INDUSTRIALES | dic-18 | 100.00 | 25.00% | 4 | 48 | 36 | 0.250 | 12 | 37.377% | 9 | 110.731% | 27.68 | dic-21 | | | |
| VEHICULOS TURISMO | dic-19 | 100.00 | 25.00% | 4 | 48 | 24 | 0.500 | 24 | 37.377% | 19 | 58.185% | 29.09 | dic-21 | | | |
| | | **1,300** | | | | | **0.685** | | **24.7438%** | **208.80** | **29.3130%** | **208.80** | | | | |
| | | | | | | | | | | **23.46%** | 0.00% | **23.46%** | | | | |

| | Error Fórmula CRE | Corrección Fórmula CRE |
|---|---|---|
| **Exponente de Fórmula CAI** | **Nj** | **Rj** |
| **Tasa** | **18.28%** | **10.73%** |
| Ingresos por actividad regulada | $ 378.80 | $ 378.80 |
| OMAV | $ 150.00 | $ 150.00 |
| CAI nj | $ 208.80 | |
| CAI rj | | $ 208.80 |
| Impuestos | $ 20.00 | $ 20.00 |
| FLUJO NETO (Exponente CAI Nj) | $ 0.00 | |
| FLUJO NETO (Exponente CAI Rj) | | $ 0.000 |
| **LRM** | **10.74%** | **10.74%** |
| **Tasa Observada** | **18.28%** | **10.73%** |
| **Exceso LRM** | **7.54%** | **-0.01%** |


Tabala de Amortizaciones
Amortizaciones anuales
Amortización corriente
BAR Corriente sin actualización de BAR anual por inflación MX
BAR
Tipo de cambio real dólar acumulado
BAR moneda corriente
BAR 5Q moneda constante
BAR 4Q moneda constante
BAR 3Q moneda constante
BAR 2Q moneda constante
BAR 1Q moneda constante

| | 1997 | 1998 | 1999 | 2000 | 2001 | 2002 | 2003 | 2004 | 2005 | 2006 | 2007 | 2008 | 2009 | 2010 | 2011 | 2012 | 2013 | 2014 | 2015 | 2016 | 2017 | 2018 | 2019 | 2020 | 2021 | 2022 | 2023 | 2024 | 2025 | 2026 | 2027 | | |
|---|---|---|---|---|---|---|---|---|---|---|---|---|---|---|---|---|---|---|---|---|---|---|---|---|---|---|---|---|---|---|---|---|---|
| | 0 | 1 | 2 | 3 | 4 | 5 | 6 | 7 | 8 | 9 | 10 | 11 | 12 | 13 | 14 | 15 | 16 | 17 | 18 | 19 | 20 | 21 | 22 | 23 | 24 | 25 | 26 | 27 | 28 | 29 | 30 | | |
| Moneda constante | ***Año 0*** | ***Año 1*** | ***Año 2*** | ***Año 3*** | ***Año 4*** | ***Año 5*** | ***Año 6*** | ***Año 7*** | ***Año 8*** | ***Año 9*** | ***Año 10*** | ***Año 11*** | ***Año 12*** | ***Año 13*** | ***Año 14*** | ***Año 15*** | ***Año 16*** | ***Año 17*** | ***Año 18*** | ***Año 19*** | ***Año 20*** | ***Año 21*** | ***Año 22*** | ***Año 23*** | ***Año 24*** | ***Año 25*** | ***Año 26*** | ***Año 27*** | ***Año 28*** | ***Año 29*** | ***Año 30*** | | |
| | 30 | 35 | 41 | 46 | 50 | 53 | 56 | 58 | 61 | 63 | 65 | 68 | 72 | 75 | 78 | 81 | 84 | 87 | 91 | 93 | 96 | 103 | 107 | 110 | 114 | 122 | | | | | | | |
| 30 | | 1.0 | 1.0 | 1.0 | 1.0 | 1.0 | 1.0 | 1.0 | 1.0 | 1.0 | 1.0 | 1.0 | 1.0 | 1.0 | 1.0 | 1.0 | 1.0 | 1.0 | 1.0 | 1.0 | 1.0 | 1.0 | 1.0 | 1.0 | 1.0 | 1.0 | 1.1 | 1.1 | 1.1 | 1.1 | 1.1 | | |
| 35 | | | 1.2 | 1.2 | 1.2 | 1.2 | 1.2 | 1.2 | 1.2 | 1.2 | 1.2 | 1.2 | 1.2 | 1.2 | 1.2 | 1.2 | 1.2 | 1.2 | 1.2 | 1.2 | 1.2 | 1.2 | 1.2 | 1.2 | 1.2 | 1.2 | 1.2 | 1.2 | 1.2 | 1.2 | 1.2 | 1.2 | |
| 41 | | | | 1.4 | 1.4 | 1.4 | 1.4 | 1.4 | 1.4 | 1.4 | 1.4 | 1.4 | 1.4 | 1.4 | 1.4 | 1.4 | 1.4 | 1.4 | 1.4 | 1.4 | 1.4 | 1.4 | 1.4 | 1.4 | 1.4 | 1.4 | 1.4 | 1.4 | 1.4 | 1.4 | 1.4 | 1.4 | |
| 46 | | | | | 1.5 | 1.5 | 1.5 | 1.5 | 1.5 | 1.5 | 1.5 | 1.5 | 1.5 | 1.5 | 1.5 | 1.5 | 1.5 | 1.5 | 1.5 | 1.5 | 1.5 | 1.5 | 1.5 | 1.5 | 1.5 | 1.5 | 1.5 | 1.5 | 1.5 | 1.5 | 1.5 | 1.5 | 1.5 |
| 50 | | | | | | 1.7 | 1.7 | 1.7 | 1.7 | 1.7 | 1.7 | 1.7 | 1.7 | 1.7 | 1.7 | 1.7 | 1.7 | 1.7 | 1.7 | 1.7 | 1.7 | 1.7 | 1.7 | 1.7 | 1.7 | 1.7 | 1.7 | 1.7 | 1.7 | 1.7 | 1.7 | 1.7 | 1.7 |
| 53 | | | | | | | 1.8 | 1.8 | 1.8 | 1.8 | 1.8 | 1.8 | 1.8 | 1.8 | 1.8 | 1.8 | 1.8 | 1.8 | 1.8 | 1.8 | 1.8 | 1.8 | 1.8 | 1.8 | 1.8 | 1.8 | 1.8 | 1.8 | 1.8 | 1.8 | 1.8 | 1.8 | 1.8 |
| 56 | | | | | | | | 1.9 | 1.9 | 1.9 | 1.9 | 1.9 | 1.9 | 1.9 | 1.9 | 1.9 | 1.9 | 1.9 | 1.9 | 1.9 | 1.9 | 1.9 | 1.9 | 1.9 | 1.9 | 1.9 | 1.9 | 1.9 | 1.9 | 1.9 | 1.9 | 1.9 | 1.9 |
| 58 | | | | | | | | | 1.9 | 1.9 | 1.9 | 1.9 | 1.9 | 1.9 | 1.9 | 1.9 | 1.9 | 1.9 | 1.9 | 1.9 | 1.9 | 1.9 | 1.9 | 1.9 | 1.9 | 1.9 | 1.9 | 1.9 | 1.9 | 1.9 | 1.9 | 1.9 | 1.9 |
| 61 | | | | | | | | | | 2.0 | 2.0 | 2.0 | 2.0 | 2.0 | 2.0 | 2.0 | 2.0 | 2.0 | 2.0 | 2.0 | 2.0 | 2.0 | 2.0 | 2.0 | 2.0 | 2.0 | 2.0 | 2.0 | 2.0 | 2.0 | 2.0 | 2.0 | 2.0 |
| 63 | | | | | | | | | | | 2.1 | 2.1 | 2.1 | 2.1 | 2.1 | 2.1 | 2.1 | 2.1 | 2.1 | 2.1 | 2.1 | 2.1 | 2.1 | 2.1 | 2.1 | 2.1 | 2.1 | 2.1 | 2.1 | 2.1 | 2.1 | 2.1 | 2.1 |
| 65 | | | | | | | | | | | | 2.2 | 2.2 | 2.2 | 2.2 | 2.2 | 2.2 | 2.2 | 2.2 | 2.2 | 2.2 | 2.2 | 2.2 | 2.2 | 2.2 | 2.2 | 2.2 | 2.2 | 2.2 | 2.2 | 2.2 | 2.2 | 2.2 |
| 68 | | | | | | | | | | | | | 2.3 | 2.3 | 2.3 | 2.3 | 2.3 | 2.3 | 2.3 | 2.3 | 2.3 | 2.3 | 2.3 | 2.3 | 2.3 | 2.3 | 2.3 | 2.3 | 2.3 | 2.3 | 2.3 | 2.3 | 2.3 |
| 72 | | | | | | | | | | | | | | 2.4 | 2.4 | 2.4 | 2.4 | 2.4 | 2.4 | 2.4 | 2.4 | 2.4 | 2.4 | 2.4 | 2.4 | 2.4 | 2.4 | 2.4 | 2.4 | 2.4 | 2.4 | 2.4 | 2.4 |
| 75 | | | | | | | | | | | | | | | 2.5 | 2.5 | 2.5 | 2.5 | 2.5 | 2.5 | 2.5 | 2.5 | 2.5 | 2.5 | 2.5 | 2.5 | 2.5 | 2.5 | 2.5 | 2.5 | 2.5 | 2.5 | 2.5 |
| 78 | | | | | | | | | | | | | | | | 2.6 | 2.6 | 2.6 | 2.6 | 2.6 | 2.6 | 2.6 | 2.6 | 2.6 | 2.6 | 2.6 | 2.6 | 2.6 | 2.6 | 2.6 | 2.6 | 2.6 | 2.6 |
| 81 | | | | | | | | | | | | | | | | | 2.7 | 2.7 | 2.7 | 2.7 | 2.7 | 2.7 | 2.7 | 2.7 | 2.7 | 2.7 | 2.7 | 2.7 | 2.7 | 2.7 | 2.7 | 2.7 | 2.7 |
| 84 | | | | | | | | | | | | | | | | | | 2.8 | 2.8 | 2.8 | 2.8 | 2.8 | 2.8 | 2.8 | 2.8 | 2.8 | 2.8 | 2.8 | 2.8 | 2.8 | 2.8 | 2.8 | 2.8 |
| 87 | | | | | | | | | | | | | | | | | | | 2.9 | 2.9 | 2.9 | 2.9 | 2.9 | 2.9 | 2.9 | 2.9 | 2.9 | 2.9 | 2.9 | 2.9 | 2.9 | 2.9 | 2.9 |
| 91 | | | | | | | | | | | | | | | | | | | | 3.0 | 3.0 | 3.0 | 3.0 | 3.0 | 3.0 | 3.0 | 3.0 | 3.0 | 3.0 | 3.0 | 3.0 | 3.0 | 3.0 |
| 93 | | | | | | | | | | | | | | | | | | | | | 3.1 | 3.1 | 3.1 | 3.1 | 3.1 | 3.1 | 3.1 | 3.1 | 3.1 | 3.1 | 3.1 | 3.1 | 3.1 |
| 96 | | | | | | | | | | | | | | | | | | | | | | 3.2 | 3.2 | 3.2 | 3.2 | 3.2 | 3.2 | 3.2 | 3.2 | 3.2 | 3.2 | 3.2 | 3.2 |
| 103 | | | | | | | | | | | | | | | | | | | | | | | 3.4 | 3.4 | 3.4 | 3.4 | 3.4 | 3.4 | 3.4 | 3.4 | 3.4 | 3.4 | 3.4 |
| 107 | | | | | | | | | | | | | | | | | | | | | | | | 3.6 | 3.6 | 3.6 | 3.6 | 3.6 | 3.6 | 3.6 | 3.6 | 3.6 | 3.6 |
| 110 | | | | | | | | | | | | | | | | | | | | | | | | | 3.7 | 3.7 | 3.7 | 3.7 | 3.7 | 3.7 | 3.7 | 3.7 | 3.7 |
| 114 | | | | | | | | | | | | | | | | | | | | | | | | | | 3.8 | 3.8 | 3.8 | 3.8 | 3.8 | 3.8 | 3.8 | 3.8 |
| 122 | | | | | | | | | | | | | | | | | | | | | | | | | | | 4.1 | 4.1 | 4.1 | 4.1 | 4.1 | 4.1 | 4.1 |
| | 0.00 | 1.00 | 2.16 | 3.53 | 5.07 | 6.75 | 8.50 | 10.36 | 12.29 | 14.31 | 16.41 | 18.59 | 20.85 | 23.26 | 25.76 | 28.36 | 31.07 | 33.87 | 36.78 | 39.81 | 42.91 | 46.11 | 49.52 | 53.11 | 56.79 | 60.59 | 64.73 | 64.73 | 64.73 | 64.73 | 64.73 | | |

| Moneda corriente | 1997 | 1998 | 1999 | 2000 | 2001 | 2002 | 2003 | 2004 | 2005 | 2006 | 2007 | 2008 | 2009 | 2010 | 2011 | 2012 | 2013 | 2014 | 2015 | 2016 | 2017 | 2018 | 2019 | 2020 | 2021 | 2022 | 2023 | 2024 | 2025 | 2026 | 2027 |
|---|---|---|---|---|---|---|---|---|---|---|---|---|---|---|---|---|---|---|---|---|---|---|---|---|---|---|---|---|---|---|---|
| | 0 | 1 | 2 | 3 | 4 | 5 | 6 | 7 | 8 | 9 | 10 | 11 | 12 | 13 | 14 | 15 | 16 | 17 | 18 | 19 | 20 | 21 | 22 | 23 | 24 | 25 | 26 | 27 | 28 | 29 | 30 |
| | Año 0 | Año 1 | Año 2 | Año 3 | Año 4 | Año 5 | Año 6 | Año 7 | Año 8 | Año 9 | Año 10 | Año 11 | Año 12 | Año 13 | Año 14 | Año 15 | Año 16 | Año 17 | Año 18 | Año 19 | Año 20 | Año 21 | Año 22 | Año 23 | Año 24 | Año 25 | Año 26 | Año 27 | Año 28 | Año 29 | Año 30 |
| | 30 | 35 | 41 | 46 | 50 | 53 | 56 | 58 | 61 | 63 | 65 | 68 | 72 | 75 | 78 | 81 | 84 | 87 | 91 | 93 | 96 | 103 | 107 | 110 | 114 | 122 | | | | | |
| 30 | | 1.16 | 1.37 | 1.54 | 1.68 | 1.75 | 1.85 | 1.93 | 2.03 | 2.09 | 2.18 | 2.26 | 2.41 | 2.50 | 2.61 | 2.70 | 2.80 | 2.91 | 3.03 | 3.10 | 3.20 | 3.42 | 3.58 | 3.68 | 3.80 | 4.08 | 4.33 | 4.33 | 4.33 | 4.33 | 4.33 |
| 35 | | | 1.37 | 1.54 | 1.68 | 1.75 | 1.85 | 1.93 | 2.03 | 2.09 | 2.18 | 2.26 | 2.41 | 2.50 | 2.61 | 2.70 | 2.80 | 2.91 | 3.03 | 3.10 | 3.20 | 3.42 | 3.58 | 3.68 | 3.80 | 4.08 | 4.33 | 4.33 | 4.33 | 4.33 | 4.33 |
| 41 | | | | 1.54 | 1.68 | 1.75 | 1.85 | 1.93 | 2.03 | 2.09 | 2.18 | 2.26 | 2.41 | 2.50 | 2.61 | 2.70 | 2.80 | 2.91 | 3.03 | 3.10 | 3.20 | 3.42 | 3.58 | 3.68 | 3.80 | 4.08 | 4.33 | 4.33 | 4.33 | 4.33 | 4.33 |
| 46 | | | | | 1.68 | 1.75 | 1.85 | 1.93 | 2.03 | 2.09 | 2.18 | 2.26 | 2.41 | 2.50 | 2.61 | 2.70 | 2.80 | 2.91 | 3.03 | 3.10 | 3.20 | 3.42 | 3.58 | 3.68 | 3.80 | 4.08 | 4.33 | 4.33 | 4.33 | 4.33 | 4.33 |
| 50 | | | | | | 1.75 | 1.85 | 1.93 | 2.03 | 2.09 | 2.18 | 2.26 | 2.41 | 2.50 | 2.61 | 2.70 | 2.80 | 2.91 | 3.03 | 3.10 | 3.20 | 3.42 | 3.58 | 3.68 | 3.80 | 4.08 | 4.33 | 4.33 | 4.33 | 4.33 | 4.33 |
| 53 | | | | | | | 1.85 | 1.93 | 2.03 | 2.09 | 2.18 | 2.26 | 2.41 | 2.50 | 2.61 | 2.70 | 2.80 | 2.91 | 3.03 | 3.10 | 3.20 | 3.42 | 3.58 | 3.68 | 3.80 | 4.08 | 4.33 | 4.33 | 4.33 | 4.33 | 4.33 |
| 56 | | | | | | | | 1.93 | 2.03 | 2.09 | 2.18 | 2.26 | 2.41 | 2.50 | 2.61 | 2.70 | 2.80 | 2.91 | 3.03 | 3.10 | 3.20 | 3.42 | 3.58 | 3.68 | 3.80 | 4.08 | 4.33 | 4.33 | 4.33 | 4.33 | 4.33 |
| 58 | | | | | | | | | 2.03 | 2.09 | 2.18 | 2.26 | 2.41 | 2.50 | 2.61 | 2.70 | 2.80 | 2.91 | 3.03 | 3.10 | 3.20 | 3.42 | 3.58 | 3.68 | 3.80 | 4.08 | 4.33 | 4.33 | 4.33 | 4.33 | 4.33 |
| 61 | | | | | | | | | | 2.09 | 2.18 | 2.26 | 2.41 | 2.50 | 2.61 | 2.70 | 2.80 | 2.91 | 3.03 | 3.10 | 3.20 | 3.42 | 3.58 | 3.68 | 3.80 | 4.08 | 4.33 | 4.33 | 4.33 | 4.33 | 4.33 |
| 63 | | | | | | | | | | | 2.18 | 2.26 | 2.41 | 2.50 | 2.61 | 2.70 | 2.80 | 2.91 | 3.03 | 3.10 | 3.20 | 3.42 | 3.58 | 3.68 | 3.80 | 4.08 | 4.33 | 4.33 | 4.33 | 4.33 | 4.33 |
| 65 | | | | | | | | | | | | 2.26 | 2.41 | 2.50 | 2.61 | 2.70 | 2.80 | 2.91 | 3.03 | 3.10 | 3.20 | 3.42 | 3.58 | 3.68 | 3.80 | 4.08 | 4.33 | 4.33 | 4.33 | 4.33 | 4.33 |
| 68 | | | | | | | | | | | | | 2.41 | 2.50 | 2.61 | 2.70 | 2.80 | 2.91 | 3.03 | 3.10 | 3.20 | 3.42 | 3.58 | 3.68 | 3.80 | 4.08 | 4.33 | 4.33 | 4.33 | 4.33 | 4.33 |
| 72 | | | | | | | | | | | | | | 2.50 | 2.61 | 2.70 | 2.80 | 2.91 | 3.03 | 3.10 | 3.20 | 3.42 | 3.58 | 3.68 | 3.80 | 4.08 | 4.33 | 4.33 | 4.33 | 4.33 | 4.33 |
| 75 | | | | | | | | | | | | | | | 2.61 | 2.70 | 2.80 | 2.91 | 3.03 | 3.10 | 3.20 | 3.42 | 3.58 | 3.68 | 3.80 | 4.08 | 4.33 | 4.33 | 4.33 | 4.33 | 4.33 |
| 78 | | | | | | | | | | | | | | | | 2.70 | 2.80 | 2.91 | 3.03 | 3.10 | 3.20 | 3.42 | 3.58 | 3.68 | 3.80 | 4.08 | 4.33 | 4.33 | 4.33 | 4.33 | 4.33 |
| 81 | | | | | | | | | | | | | | | | | 2.80 | 2.91 | 3.03 | 3.10 | 3.20 | 3.42 | 3.58 | 3.68 | 3.80 | 4.08 | 4.33 | 4.33 | 4.33 | 4.33 | 4.33 |
| 84 | | | | | | | | | | | | | | | | | | 2.91 | 3.03 | 3.10 | 3.20 | 3.42 | 3.58 | 3.68 | 3.80 | 4.08 | 4.33 | 4.33 | 4.33 | 4.33 | 4.33 |
| 87 | | | | | | | | | | | | | | | | | | | 3.03 | 3.10 | 3.20 | 3.42 | 3.58 | 3.68 | 3.80 | 4.08 | 4.33 | 4.33 | 4.33 | 4.33 | 4.33 |
| 91 | | | | | | | | | | | | | | | | | | | | 3.10 | 3.20 | 3.42 | 3.58 | 3.68 | 3.80 | 4.08 | 4.33 | 4.33 | 4.33 | 4.33 | 4.33 |
| 93 | | | | | | | | | | | | | | | | | | | | | 3.20 | 3.42 | 3.58 | 3.68 | 3.80 | 4.08 | 4.33 | 4.33 | 4.33 | 4.33 | 4.33 |
| 96 | | | | | | | | | | | | | | | | | | | | | | 3.42 | 3.58 | 3.68 | 3.80 | 4.08 | 4.33 | 4.33 | 4.33 | 4.33 | 4.33 |
| 103 | | | | | | | | | | | | | | | | | | | | | | | 3.58 | 3.68 | 3.80 | 4.08 | 4.33 | 4.33 | 4.33 | 4.33 | 4.33 |
| 107 | | | | | | | | | | | | | | | | | | | | | | | | 3.68 | 3.80 | 4.08 | 4.33 | 4.33 | 4.33 | 4.33 | 4.33 |
| 110 | | | | | | | | | | | | | | | | | | | | | | | | | 3.80 | 4.08 | 4.33 | 4.33 | 4.33 | 4.33 | 4.33 |
| 114 | | | | | | | | | | | | | | | | | | | | | | | | | | 4.08 | 4.33 | 4.33 | 4.33 | 4.33 | 4.33 |
| 122 | | | | | | | | | | | | | | | | | | | | | | | | | | | 4.33 | 4.33 | 4.33 | 4.33 | 4.33 |
| | 0.00 | 1.16 | 2.75 | 4.62 | 6.72 | 8.77 | 11.12 | 13.49 | 16.22 | 18.85 | 21.80 | 24.88 | 28.91 | 32.44 | 36.47 | 40.57 | 44.82 | 49.51 | 54.57 | 58.82 | 64.00 | 71.75 | 78.80 | 84.71 | 91.18 | 101.97 | 112.48 | 112.48 | 112.48 | 112.48 | 112.48 |

| | 1998 | 1999 | 2000 | 2001 | 2002 | 2003 | 2004 | 2005 | 2006 | 2007 | 2008 | 2009 | 2010 | 2011 | 2012 | 2013 | 2014 | 2015 | 2016 | 2017 | 2018 | 2019 | 2020 | 2021 | 2022 | 2023 | 2024 |
|---|---|---|---|---|---|---|---|---|---|---|---|---|---|---|---|---|---|---|---|---|---|---|---|---|---|---|---|
| **CAPM MX** | 10.74% | 10.74% | 10.74% | 10.74% | 10.74% | 10.74% | 10.74% | 10.74% | 10.74% | 10.74% | 10.74% | 10.74% | 10.74% | 10.74% | 10.74% | 10.74% | 10.74% | 10.74% | 10.74% | 10.74% | 10.74% | 10.74% | 10.74% | 10.74% | 10.74% | 10.74% | 10.74% |
| **CAPM MX** | 10.74% | 10.74% | 10.74% | 10.74% | 10.74% | 10.74% | 10.74% | 10.74% | 10.74% | 10.74% | 10.74% | 10.74% | 10.74% | 10.74% | 10.74% | 10.74% | 10.74% | 10.74% | 10.74% | 10.74% | 10.74% | 10.74% | 10.74% | 10.74% | 10.74% | 10.74% | 10.74% |
| BAR reapresada | | | | | | | | | | | | | | | | | | | | | | | | | | | |
| BAR inv | 34.72 | 80.98 | 134.12 | 191.50 | 245.52 | 305.85 | 364.28 | 429.82 | 490.23 | 555.86 | 621.99 | 708.39 | 778.60 | 857.15 | 933.17 | 1,008.50 | 1,089.31 | 1,173.17 | 1,235.31 | 1,312.01 | 1,435.00 | 1,536.55 | 1,609.50 | 1,686.79 | 1,835.41 | | |
| Amort | 1.16 | 2.75 | 4.62 | 6.72 | 8.77 | 11.12 | 13.49 | 16.22 | 18.85 | 21.80 | 24.88 | 28.91 | 32.44 | 36.47 | 40.57 | 44.82 | 49.51 | 54.57 | 58.82 | 64.00 | 71.75 | 78.80 | 84.71 | 91.18 | 101.97 | | |
| CAPEX | 34.72 | 41.18 | 46.25 | 50.39 | 52.61 | 55.61 | 57.82 | 60.82 | 62.85 | 65.39 | 67.85 | 72.28 | 74.87 | 78.16 | 81.14 | 84.04 | 87.38 | 90.94 | 92.88 | 96.00 | 102.50 | 107.45 | 110.49 | 113.97 | 122.36 | | |
| BAR fin | 68.27 | 119.41 | 175.75 | 235.17 | 289.36 | 350.34 | 408.62 | 474.43 | 534.22 | 599.45 | 664.97 | 751.76 | 823.02 | 898.83 | 973.74 | 1,047.72 | 1,127.18 | 1,209.54 | 1,269.36 | 1,344.01 | 1,465.75 | 1,565.20 | 1,635.28 | 1,709.59 | 1,855.81 | | |
| Ing. Activos | 3.73 | 8.70 | 14.40 | 20.57 | 26.37 | 32.85 | 39.12 | 46.16 | 52.65 | 59.70 | 66.80 | 76.08 | 83.62 | 92.06 | 100.22 | 108.31 | 116.99 | 126.00 | 132.67 | 140.91 | 154.12 | 165.03 | 172.86 | 181.16 | 197.12 | | |
| BAR sin reapresar | | | | | | | | | | | | | | | | | | | | | | | | | | | |
| BAR inv | 30.00 | 63.72 | 102.74 | 145.46 | 190.78 | 236.64 | 283.74 | 331.21 | 379.74 | 428.28 | 477.27 | 526.53 | 577.97 | 629.57 | 681.98 | 734.76 | 787.74 | 841.25 | 895.41 | 948.48 | 1,001.58 | 1,057.97 | 1,115.90 | 1,173.29 | 1,230.47 | | |
| Amort | 1.00 | 2.16 | 3.53 | 5.07 | 6.75 | 8.50 | 10.36 | 12.29 | 14.31 | 16.41 | 18.59 | 20.85 | 23.26 | 25.76 | 28.36 | 31.07 | 33.87 | 36.78 | 39.81 | 42.91 | 46.11 | 49.52 | 53.11 | 56.79 | 60.59 | | |
| CAPEX | 34.72 | 41.18 | 46.25 | 50.39 | 52.61 | 55.61 | 57.82 | 60.82 | 62.85 | 65.39 | 67.85 | 72.28 | 74.87 | 78.16 | 81.14 | 84.04 | 87.38 | 90.94 | 92.88 | 96.00 | 102.50 | 107.45 | 110.49 | 113.97 | 122.36 | | |
| BAR fin | 63.72 | 102.74 | 145.46 | 190.78 | 236.64 | 283.74 | 331.21 | 379.74 | 428.28 | 477.27 | 526.53 | 577.97 | 629.57 | 681.98 | 734.76 | 787.74 | 841.25 | 895.41 | 948.48 | 1,001.58 | 1,057.97 | 1,115.90 | 1,173.29 | 1,230.47 | 1,292.24 | | |
| Ing. Activos | 3.21 | 6.83 | 11.02 | 15.61 | 20.47 | 25.40 | 30.46 | 35.55 | 40.77 | 45.98 | 51.24 | 56.53 | 62.06 | 67.60 | 73.23 | 78.90 | 84.59 | 90.33 | 96.15 | 101.85 | 107.55 | 112.77 | 117.53 | 121.88 | 125.82 | | |
| FCF | -29.83 | -29.73 | -27.22 | -23.11 | -17.47 | -11.64 | -5.21 | 1.56 | 8.66 | 16.10 | 23.83 | 32.71 | 41.20 | 50.37 | 59.65 | 69.09 | 79.13 | 89.62 | 98.62 | 108.91 | 123.37 | 136.37 | 147.08 | 158.37 | 176.73 | | |
| TIR | -25.78 | -21.66 | -17.66 | -13.76 | -9.96 | -6.28 | -2.70 | 0.77 | 4.13 | 7.39 | 10.54 | 13.58 | 16.51 | 19.33 | 22.05 | 24.66 | 27.17 | 29.56 | 31.85 | 34.03 | 36.11 | 38.07 | 39.93 | 41.69 | 498.33 | | |
| 0.72% | | | | | | | | | | | | | | | | | | | | | | | | | | | |
| MX | -25.78 | -21.66 | -17.66 | -13.76 | -9.96 | -6.28 | -2.70 | 0.77 | 4.13 | 7.39 | 10.54 | 13.58 | 16.51 | 19.33 | 22.05 | 24.66 | 27.17 | 29.56 | 31.85 | 34.03 | 36.11 | 38.07 | 39.93 | 41.69 | 498.33 | | |
| MX | -26.37 | -23.45 | -20.56 | -17.69 | -14.48 | -11.71 | -8.82 | -6.40 | -3.71 | -1.38 | 0.87 | 2.12 | 4.19 | 5.83 | 7.56 | 9.25 | 10.67 | 11.93 | 13.91 | 15.24 | 14.97 | 15.31 | 16.33 | 17.03 | 332.53 | | |
| FCFE | -0.59 | -1.79 | -2.91 | -3.93 | -4.51 | -5.43 | -6.12 | -7.17 | -7.84 | -8.77 | -9.66 | -11.46 | -12.32 | -13.50 | -14.50 | -15.41 | -16.50 | -17.63 | -17.94 | -18.80 | -21.13 | -22.76 | -23.60 | -24.66 | -165.80 | | |
| Ing. Activos PP | 3.05 | 6.24 | 9.92 | 13.96 | 18.46 | 22.78 | 27.32 | 31.62 | 36.23 | 40.59 | 44.95 | 48.47 | 52.87 | 56.88 | 61.02 | 65.14 | 68.94 | 72.55 | 77.14 | 80.76 | 81.91 | 83.49 | 85.93 | 87.49 | 84.44 | | |
| Reinversión | 8.78% | 7.70% | 7.40% | 7.29% | 7.52% | 7.45% | 7.50% | 7.36% | 7.39% | 7.30% | 7.23% | 6.84% | 6.79% | 6.64% | 6.54% | 6.40% | 6.33% | 6.18% | 6.24% | 6.16% | 5.71% | 5.43% | 5.34% | 5.19% | 4.60% | | |
| | -6.7% | -14.0% | -17.2% | -18.9% | -18.2% | -19.0% | -18.9% | -20.0% | -19.8% | -20.4% | -20.8% | -23.1% | -23.3% | -24.1% | -24.5% | -24.8% | -25.4% | -26.0% | -25.3% | -25.5% | -27.8% | -28.7% | -28.3% | -28.0% | -30.4% | | |

| | | | | | | | | | | | | | | | | | | | | | | | | | | | |
|---|---|---|---|---|---|---|---|---|---|---|---|---|---|---|---|---|---|---|---|---|---|---|---|---|---|---|---|
| 15.7% TIR MX | 10.74% | -30.00 | 33.22 | | | | | | | | | | | | | | | | | | | | | | | | |
| 37.3% | 10.74% | -30.00 | -25.78 | 65.34 | | | | | | | | | | | | | | | | | | | | | | | |
| 54.2% | 10.74% | -30.00 | -25.78 | -21.66 | 96.34 | | | | | | | | | | | | | | | | | | | | | | |
| 68.0% | 10.74% | -30.00 | -25.78 | -21.66 | -17.66 | 126.24 | | | | | | | | | | | | | | | | | | | | | |
| 75.4% | 10.74% | -30.00 | -25.78 | -21.66 | -17.66 | -13.76 | 155.04 | | | | | | | | | | | | | | | | | | | | |
| 85.4% | 10.74% | -30.00 | -25.78 | -21.66 | -17.66 | -13.76 | -9.96 | 182.72 | | | | | | | | | | | | | | | | | | | |
| 92.7% | 10.74% | -30.00 | -25.78 | -21.66 | -17.66 | -13.76 | -9.96 | -6.28 | 209.30 | | | | | | | | | | | | | | | | | | |
| 102.7% | 10.74% | -30.00 | -25.78 | -21.66 | -17.66 | -13.76 | -9.96 | -6.28 | -2.70 | 234.77 | | | | | | | | | | | | | | | | | |
| 109.5% | 10.74% | -30.00 | -25.78 | -21.66 | -17.66 | -13.76 | -9.96 | -6.28 | -2.70 | 0.77 | 259.13 | | | | | | | | | | | | | | | | |
| 118.0% | 10.74% | -30.00 | -25.78 | -21.66 | -17.66 | -13.76 | -9.96 | -6.28 | -2.70 | 0.77 | 4.13 | 282.39 | | | | | | | | | | | | | | | |
| 126.2% | 10.74% | -30.00 | -25.78 | -21.66 | -17.66 | -13.76 | -9.96 | -6.28 | -2.70 | 0.77 | 4.13 | 7.39 | 304.54 | | | | | | | | | | | | | | |
| 140.9% | 10.74% | -30.00 | -25.78 | -21.66 | -17.66 | -13.76 | -9.96 | -6.28 | -2.70 | 0.77 | 4.13 | 7.39 | 10.54 | 325.58 | | | | | | | | | | | | | |
| 149.6% | 10.74% | -30.00 | -25.78 | -21.66 | -17.66 | -13.76 | -9.96 | -6.28 | -2.70 | 0.77 | 4.13 | 7.39 | 10.54 | 13.58 | 345.51 | | | | | | | | | | | | |
| 160.5% | 10.74% | -30.00 | -25.78 | -21.66 | -17.66 | -13.76 | -9.96 | -6.28 | -2.70 | 0.77 | 4.13 | 7.39 | 10.54 | 13.58 | 16.51 | 364.33 | | | | | | | | | | | |
| 170.5% | 10.74% | -30.00 | -25.78 | -21.66 | -17.66 | -13.76 | -9.96 | -6.28 | -2.70 | 0.77 | 4.13 | 7.39 | 10.54 | 13.58 | 16.51 | 19.33 | 382.05 | | | | | | | | | | |
| 180.1% | 10.74% | -30.00 | -25.78 | -21.66 | -17.66 | -13.76 | -9.96 | -6.28 | -2.70 | 0.77 | 4.13 | 7.39 | 10.54 | 13.58 | 16.51 | 19.33 | 22.05 | 398.66 | | | | | | | | | |
| 191.3% | 10.74% | -30.00 | -25.78 | -21.66 | -17.66 | -13.76 | -9.96 | -6.28 | -2.70 | 0.77 | 4.13 | 7.39 | 10.54 | 13.58 | 16.51 | 19.33 | 22.05 | 24.66 | 414.17 | | | | | | | | |
| 203.1% | 10.74% | -30.00 | -25.78 | -21.66 | -17.66 | -13.76 | -9.96 | -6.28 | -2.70 | 0.77 | 4.13 | 7.39 | 10.54 | 13.58 | 16.51 | 19.33 | 22.05 | 24.66 | 27.17 | 428.56 | | | | | | | |
| 209.6% | 10.74% | -30.00 | -25.78 | -21.66 | -17.66 | -13.76 | -9.96 | -6.28 | -2.70 | 0.77 | 4.13 | 7.39 | 10.54 | 13.58 | 16.51 | 19.33 | 22.05 | 24.66 | 27.17 | 29.56 | 441.85 | | | | | | |
| 220.0% | 10.74% | -30.00 | -25.78 | -21.66 | -17.66 | -13.76 | -9.96 | -6.28 | -2.70 | 0.77 | 4.13 | 7.39 | 10.54 | 13.58 | 16.51 | 19.33 | 22.05 | 24.66 | 27.17 | 29.56 | 31.85 | 454.03 | | | | | |
| 241.7% | 10.74% | -30.00 | -25.78 | -21.66 | -17.66 | -13.76 | -9.96 | -6.28 | -2.70 | 0.77 | 4.13 | 7.39 | 10.54 | 13.58 | 16.51 | 19.33 | 22.05 | 24.66 | 27.17 | 29.56 | 31.85 | 34.03 | 465.11 | | | | |
| 258.2% | 10.74% | -30.00 | -25.78 | -21.66 | -17.66 | -13.76 | -9.96 | -6.28 | -2.70 | 0.77 | 4.13 | 7.39 | 10.54 | 13.58 | 16.51 | 19.33 | 22.05 | 24.66 | 27.17 | 29.56 | 31.85 | 34.03 | 36.11 | 475.07 | | | |
| 268.3% | 10.74% | -30.00 | -25.78 | -21.66 | -17.66 | -13.76 | -9.96 | -6.28 | -2.70 | 0.77 | 4.13 | 7.39 | 10.54 | 13.58 | 16.51 | 19.33 | 22.05 | 24.66 | 27.17 | 29.56 | 31.85 | 34.03 | 36.11 | 38.07 | 483.93 | | |
| 279.9% | 10.74% | -30.00 | -25.78 | -21.66 | -17.66 | -13.76 | -9.96 | -6.28 | -2.70 | 0.77 | 4.13 | 7.39 | 10.54 | 13.58 | 16.51 | 19.33 | 22.05 | 24.66 | 27.17 | 29.56 | 31.85 | 34.03 | 36.11 | 38.07 | 39.93 | 491.69 | |
| 307.9% | 10.74% | -30.00 | -25.78 | -21.66 | -17.66 | -13.76 | -9.96 | -6.28 | -2.70 | 0.77 | 4.13 | 7.39 | 10.54 | 13.58 | 16.51 | 19.33 | 22.05 | 24.66 | 27.17 | 29.56 | 31.85 | 34.03 | 36.11 | 38.07 | 39.93 | 41.69 | 498.33 |

| | 1998 | 1999 | 2000 | 2001 | 2002 | 2003 | 2004 | 2005 | 2006 | 2007 | 2008 | 2009 | 2010 | 2011 | 2012 | 2013 | 2014 | 2015 | 2016 | 2017 | 2018 | 2019 | 2020 | 2021 | 2022 |
|---|---|---|---|---|---|---|---|---|---|---|---|---|---|---|---|---|---|---|---|---|---|---|---|---|---|
| **Rentabilidad activos** | 8.78% | 7.70% | 7.48% | 7.29% | 7.52% | 7.65% | 7.50% | 7.36% | 7.39% | 7.50% | 7.21% | 6.86% | 6.79% | 6.64% | 6.54% | 6.48% | 6.55% | 6.36% | 6.26% | 6.16% | 5.71% | 5.45% | 5.36% | 5.19% | 4.60% |
| **URM** | 10.74% | 10.74% | 10.76% | 10.76% | 10.76% | 10.76% | 10.76% | 10.76% | 10.76% | 10.76% | 10.76% | 10.76% | 10.76% | 10.76% | 10.76% | 10.74% | 10.74% | 10.76% | 10.76% | 10.76% | 10.76% | 10.76% | 10.76% | 10.76% | 10.76% |
| **URM** | 10.7% | 10.7% | 10.7% | 10.7% | 10.7% | 10.7% | 10.7% | 10.7% | 10.7% | 10.7% | 10.7% | 10.7% | 10.7% | 10.7% | 10.7% | 10.7% | 10.7% | 10.7% | 10.7% | 10.7% | 10.7% | 10.7% | 10.7% | 10.7% | 10.7% |
| | | | 10.7% | | | | | 10.7% | | | | | 10.7% | | | | | 10.7% | | | | | 10.7% | | |
| | | | 7.7% | | | | | 7.4% | | | | | 6.8% | | | | | 6.3% | | | | | 5.3% | | |
| **URM** | | | | | | | | | | | | | | | | | | | | | | | | | |
| **Tasa Observada** | | | | | | | | | | | | | | | | | | | | | | | | | |
| **TIR Observada** | | | | | | | | | | | | | | | | | | | | | | | | | |

| | | | | | | |
|---|---|---|---|---|---|---|
| | 0.0% | 0.0% | 0.0% | 0.0% | 0.0% | 0.0% |
| CAPM | 10.7% | 10.7% | 10.7% | 10.7% | 10.7% | 10.7% |
| CAPM | 10.7% | 10.7% | 10.7% | 10.7% | 10.7% | 10.7% |
| Rend. Acc. RTI | 7.7% | 7.4% | 6.8% | 6.3% | 5.3% | 5.2% |
| Rend. ACT. Promedio | 7.7% | 7.4% | 7.3% | 7.1% | 6.7% | |
| Rend. Acc. Pruebal | 10.7% | 10.7% | 10.7% | 10.7% | 10.7% | |

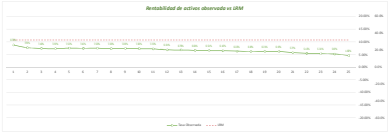


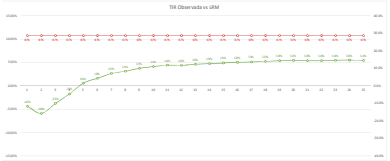


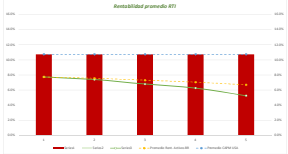


| | Rentabilidad | WACC USA | WACC Brasil | Rentabilidad RTI | Rentabilidad ACT | CAPM USA | CAPM BR | Rend. Acc. RT Rend. ACT. P | Rend. Acc. Prueba | WACC USA FERC |
|---|---|---|---|---|---|---|---|---|---|---|
| 1998 | 8.8% | 10.7% | 10.7% | -1.7% | -1.7% | 10.7% | 10.7% | 7.7% | 7.7% | 10.7% | 7.1% |
| 1999 | 7.7% | 10.7% | 10.7% | -38.6% | -37.6% | 10.7% | 10.7% | 7.6% | 7.6% | 10.7% | 6.4% |
| 2000 | 7.5% | 10.7% | 10.7% | 8.5% | 11.8% | 10.7% | 10.7% | 7.4% | 7.4% | 10.7% | 5.9% |
| 2001 | 7.3% | 10.7% | 10.7% | -49.5% | -17.1% | 10.7% | 10.7% | 6.8% | 7.3% | 10.7% | 6.0% |
| 2002 | 7.5% | 10.7% | 10.7% | -48.1% | -12.1% | 10.7% | 10.7% | 5.3% | 6.7% | 10.7% | 6.1% |
| 2003 | 7.4% | 10.7% | 10.7% | -58.0% | 19.6% | | | | | | 5.6% |
| 2004 | 7.5% | 10.7% | 10.7% | -53.6% | 11.9% | | | | | | 6.3% |
| 2005 | 7.4% | 10.7% | 10.7% | 8.5% | 11.8% | | | | | | 6.4% |
| 2006 | 7.4% | 10.7% | 10.7% | -0.5% | 8.8% | | | | | | 5.1% |
| 2007 | 7.5% | 10.7% | 10.7% | 10.6% | 9.4% | | | | | | 5.4% |
| 2008 | 7.2% | 10.7% | 10.7% | 23.6% | 9.1% | | | | | | 5.3% |
| 2009 | 6.8% | 10.7% | 10.7% | 16.4% | 0.8% | | | | | | 7.6% |
| 2010 | 6.8% | 10.7% | 10.7% | 16.9% | -6.4% | | | | | | 5.7% |
| 2011 | 6.6% | 10.7% | 10.7% | 55.5% | -15.1% | | | | | | 6.0% |
| 2012 | 6.5% | 10.7% | 10.7% | 31.9% | -11.6% | | | | | | 6.6% |
| 2013 | 6.5% | 10.7% | 10.7% | 29.0% | -4.7% | | | | | | 6.5% |
| 2014 | 6.3% | 10.7% | 10.7% | 23.8% | -6.0% | | | | | | 7.1% |
| 2015 | 6.2% | 10.7% | 10.7% | -11.2% | -38.5% | | | | | | 8.3% |
| 2016 | 6.2% | 10.7% | 10.7% | -4.5% | 7.8% | | | | | | 7.2% |
| 2017 | 6.1% | 10.7% | 10.7% | 8.1% | 10.3% | | | | | | 6.4% |
| 2018 | 5.7% | 10.7% | 10.7% | -8.3% | -31.5% | | | | | | 6.4% |
| 2019 | 5.4% | 10.7% | 10.7% | -9.7% | -1.7% | | | | | | 5.7% |
| 2020 | 5.3% | 10.7% | 10.7% | -18.6% | -20.5% | | | | | | 6.1% |
| 2021 | 5.2% | 10.7% | 10.7% | -15.8% | 17.9% | | | | | | 6.8% |
| 2022 | 4.6% | 10.7% | 10.7% | -0.5% | 18.2% | | | | | | 6.3% |

Ciudad de México, a 19 de agosto de 2022

**Comisión Nacional de Mejora Regulatoria**
**Blvd. Adolfo López Mateos No. 3025**
**Col. San Jerónimo Aculco, CP 10400**
**Ciudad de México.**

**At'n: Dr. Alberto Montoya Martín del Campo**
**Comisionado Nacional de Mejora Regulatoria**

**Expediente: 65/0013/250722**

**Asunto: Comentarios al anteproyecto denominado "Disposiciones Administrativas de Carácter General que especifican la metodología de tarifas de distribución por medio de ducto de Gas Natural" (el Anteproyecto o DACG Tarifas).**

**Dánae Burgueño Sánchez,** en mi carácter de apoderada legal de Naturgy México S.A. de C.V. (Naturgy), titular del Permiso de distribución de gas natural G/015/DIS/1997 para la Zona geográfica de distribución de Saltillo-Ramos Arizpe-Arteaga, con el debido respeto comparezco y expongo:

Hago referencia al Anteproyecto que la Comisión Reguladora de Energía (Comisión o CRE) remitió el pasado 25 de julio de 2022 a la Comisión Nacional de Mejora Regulatoria (CONAMER) con el número de expediente y asunto señalado al rubro. Al respecto, me dirijo a usted para manifestar los siguientes comentarios:

Naturgy México y Comercializadora Metrogas tienen el mayor interés en la emisión de una regulación en materia tarifaria que brinde la certidumbre necesaria para continuar con el desarrollo del sector de distribución e incrementar el porcentaje de penetración del gas natural en la matriz energética, especialmente en el sector residencial.

En este sentido, mis representadas consideran que la regulación que se emita el respecto deberá obedecer a las premisas establecidas en la Ley de Hidrocarburos y el Reglamento de las Actividades a las que se refiere el Título Tercero de la Ley de Hidrocarburos: que las contraprestaciones, precios o tarifas de los permisionarios deben permitir la obtención de una rentabilidad razonable, que refleje el costo de oportunidad del capital invertido, el costo estimado de financiamiento y los riesgos inherentes del proyecto, entre otros, considerando los principios que permitan el desarrollo eficiente de la industria y de mercados competitivos, que reflejen las mejores prácticas en las decisiones de inversión y operación.

Si bien el Anteproyecto de Disposiciones Administrativas de Carácter General que especifican la metodología de tarifas de distribución por ducto de Gas Natural muestra

Naturgy México, S. A. de C. V.
Corporativo One Marina Park
Av. Marina Nacional No.60, piso 6
Col. Tacuba, Miguel Hidalgo
CP 11410 Ciudad de México
Tel: (55) 5125 1700
www.naturgy.com.mx

el interés de la Comisión por expedir unas disposiciones que incentiven el desarrollo de la actividad de distribución y fomenten la masificación, consideramos que existen puntos en el Anteproyecto que deben ser revisados y aclarados, ya que tal como están planteados, podrían impedir que se cumplan los objetivos previstos.

Es por lo anterior que, a lo largo de este documento y sus anexos, plantearemos cuestionamientos y comentarios en relación con el proceso de mejora regulatoria que debería implicar la emisión de unas nuevas Disposiciones y la metodología propuesta.

Finalmente, exhortamos a la Comisión para llevar a cabo mesas de trabajo con la industria, con el objeto de elaborar un documento que, con la experiencia de los permisionarios y la visión y atribuciones del regulador, se cumplan los objetivos antes señalados, se protejan los intereses de los usuarios y los permisionarios puedan obtener una rentabilidad razonable por la actividad que realizan y los riegos asociados.

## A. Análisis regulatorio al Anteproyecto

De conformidad con el artículo 6, 7 y 8, los principios, bases y objetivos de la LGMR, se entiende que ninguna regulación podría contradecir los principios de legalidad ni la jerarquía normativa, asimismo, deben buscar, mayores beneficios que costos y el máximo beneficio social, seguridad jurídica que propicie la certidumbre de derechos y obligaciones, coherencia y armonización de las disposiciones que integran el marco regulatorio nacional, simplificación, mejora y no duplicidad en la emisión de Regulaciones, Trámites y Servicios, Transparencia, responsabilidad y rendición de cuentas, fomento a la competitividad y el empleo, promoción de la libre concurrencia y competencia económica, así como del funcionamiento eficiente de los mercados, promover la eficacia y eficiencia de la Regulación, Trámites y Servicios de los Sujetos Obligados, simplificar y modernizar los Trámites y Servicios, mejorar el ambiente para hacer negocios, coadyuvar en las acciones para reducir el costo económico derivado de los requerimientos de Trámites y Servicios establecidos por parte de los Sujetos Obligados y diferenciar los requisitos, Trámites y Servicios para facilitar el establecimiento y funcionamiento de las empresas según su nivel de riesgo, considerando su tamaño, la rentabilidad social, la ubicación en zonas de atención prioritaria, así como otras características relevantes para el país.

Que, para dar cumplimiento a los principios, bases y objetivos de la LGMR, antes mencionados, los Sujetos Obligados, en este caso la Comisión, cuentan con herramienta del Analisis de Impacto Regulatorio (AIR), en la cual a través de un formulario exhaustivo se puede identificar si la regulación a emitir cumple con la LGMR.

Dicho lo anterior, Naturgy observa que el Anteproyecto y anexos, así como los apartados I, III, V y VI del Formulario[1], no obedecen a lo establecido en los artículos 6, 7, 8, 67, 68 y 69 de la LGMR. Por lo cual, a continuación, se describen las inconsistencias identificadas en el procedimiento y en las justificaciones del Anteproyecto:

### 1. Inconsistencia en el procedimiento y en las justificaciones

- Se observa que en el apartado *Calidad Regulatoria* del formulario *MIR de alto Impacto con Análisis de impacto en la competencia*, el "Anexo 1 Cumplimiento del acuerdo*"* y en los considerando QUINTO y DESIMOCTAVO del ACUERDO DACG Tarifas de Distribución (Acuerdo DACG), la Comisión justifica el

[1] https://cofemersimir.gob.mx/mirs/54001

Anteproyecto en el “Acuerdo que fija los lineamientos que deberán ser observados por las dependencias y organismos descentralizados de la Administración Pública Federal, en cuanto a la emisión de los actos administrativos de carácter general a los que les resulta aplicable el artículo 69-H de la Ley Federal de Procedimiento Administrativo ” (el Acuerdo Presidencial), mismo que fue derogado el 18 mayo de 2018 con la publicación de la LGMR en el Diario Oficial de la Federación (DOF). Por lo anterior, el Anteproyecto no observa un diseño de acuerdo a lo establecido en los artículos 6, 7, 8, entre otros, de la LGMR, dado que no parece obedecer a los principios de legalidad y jerarquía normativa, brindar seguridad jurídica que propicie certidumbre de derechos y obligaciones, ni mantener coherencia y armonización de las disposiciones que integran el marco regulatorio nacional.

Muestra de lo anterior es, que en el considerando QUINTO y DESIMOCTAVO del Acuerdo DACG por el cual se pretende expedir el Anteproyecto, se hace referencia al Acuerdo Presidencial, en específico al artículo Quinto, el cual establecía que para la expedición de nuevos actos administrativos de carácter general, se deben indicar expresamente en el acto correspondiente, las dos obligaciones regulatorias o los dos actos que se abrogarán o derogarán y que se refieran a la misma materia o sector económico regulado, dicha justificación debería justificarse en lo establecido por el artículo 78 de la LGMR, por principio de legalidad y jerarquía normativa:

> *“Artículo 78. Para la expedición de Regulaciones, los Sujetos Obligados deberán indicar expresamente en su Propuesta Regulatoria, las obligaciones regulatorias o actos a ser modificados, abrogados o derogados, con la finalidad de reducir el costo de cumplimiento de los mismos en un monto igual o mayor al de las nuevas obligaciones de la Propuesta Regulatoria que se pretenda expedir y que se refiera o refieran a la misma materia o sector regulado.”*

Por lo anterior, al hacer referencia a un Acuerdo Presidencial derogado, no tendría ninguna validez jurídica, ya que todos los argumentos vertidos y referenciados hacia este, se encuentran invalidados por el hecho de tener más de 4 años sin ámbito de aplicación, por lo anterior, se solicita que la CRE, justifique el Anteproyecto con la legislación vigente y correspondiente, con la finalidad de mantener la certeza jurídica necesaria dentro de este proceso

- Que, en el numeral Noveno de las Disposiciones Transitorias de las DACG de Tarifas, deja sin efectos la Directiva sobre la Determinación de tarifas y el traslado de precios para las Actividades Reguladas en Materia de Gas Natural DIR-GAS-001-2007 (Directiva de Tarifas), a excepción los numerales 21 y 39, hasta en tanto sean expedidas las disposiciones generales correspondientes, sin embargo el acuerdo SEGUNDO del Acuerdo DACG deroga la Directiva de Tarifas y por lo cual indica que los trámites correspondientes a las disposiciones 21.1 y 39 ((CRE-19-012-H) Obligaciones de distribución de gas natural por medio de ductos. Modalidad: Informe anual) ya no serán de observancia de obligatoria para los distribuidores.

  Además, en la Tabla 1 del Anexo 1 Cumplimiento del acuerdo, indica nuevamnete que se deja sin efectos el trámite (CRE-19-012-H) Obligaciones de distribución de gas natural por medio de ductos. Modalidad: Informe anual. Esto último se indica también en la página 3 del documento Anexo 4. AIR de Alto Impacto versión Final.

Por lo cual, nuevamente el Anteproyecto no cumple con lo establecido con la LGMR ya que propicia incertidumbre jurídica por la existencia de discrepancia entre los documentos Acuerdo DACG, las DACG Tarifas y el Anexo 1 Cumplimiento del acuerdo, asimismo, se observa que al mantener dichos trámites el Anteproyecto no cumple con lo establecido en el artículo 68 de la LGMR, que establece que la regulación a emitir debe indicar las regulaciones que pretende abrogar, derogar y/o modificar, al igual que debe quedar asentado en el AIR.

Adicionalmente, en cuanto al trámite de publicar la Lista de tarifas máximas aprobadas por la Comisión, el Acuerdo DACG sostiene que se elimina el trámite, pero en las DACG Tarifas disposición 3.45 Lista de Tarifas Máximas, menciona que las tarifas deberán ser publicadas en el DOF o Boletín Electrónico (BE), mientras que en su disposición 5.1 menciona que deberán ser publicadas en el BE, en la disposición 11.4 establece que las Tarifas máximas deberán ser publicadas, pero sin indicar en donde, finalmente en el Transitorio NOVENO de las DACG Tarifas mantiene vigente la obligación establecida en el numeral 21 de la Directiva de Tarifas. Asimismo, en el Anexo 1 Cumplimiento del acuerdo, justifica que se elimina dicho trámite y que se genera el trámite *AR 5. La fracción V de la disposición 11.4 del Anteproyecto establece que el Distribuidor deberá publicar sus Lista de Tarifas Máximas y Otros Cargos Regulados*, sin que este sea claro en cuanto a tiempo y lugar o lugares de publicación, con lo cual crea una confusión interpretativa que no brinda la certeza jurídica necesaria, siendo contradictoria a lo largo de los diversos documentos que integran el expediente en CONAMER.

- Que, en el apartado VI Consulta Pública del Formulario, se cuestiona a la Comisión "¿Se consultó a las partes y/o grupos interesados para la elaboración de la regulación?", respuesta que debería estar motivada por lo establecido en la fracción V, articulo 69 de la LGMR, que indica que el AIR deberá contener lo siguiente:

  > *"VI. La descripción de los esfuerzos de consulta pública previa llevados a cabo para generar la Regulación o Propuesta Regulatoria, así como las opiniones de los particulares que hayan sido recabadas en el ejercicio de Agenda Regulatoria a que se refiere el artículo 64 de esta Ley."*

  Al no contener lo establecido por dicha fracción, la CRE responde que en 2019, a través del portal de la CONAMER presentó una versión previa del Anteproyecto a consulta pública de los particulares (Expediente 65/0040/061118) y de la cual obtuvo diversos comentarios de la industria y de particulares, mismo que se tomaron en cuenta para el desarrollo de la versión final del Anteproyecto. Sin embargo, cabe mencionar que en año 2019, la industria, por medio de documentos enviados a la CONAMER, hizo notar que dicho Expediente 65/0040/061118 no cumplía con el objetivo principal planteado, que correspondía a la "Migración de un esquema de Tarifa Máxima a uno de Límite de Rentabilidad Máxima", toda vez que en las modificaciones planteadas por la Comisión para ese Expediente 65/0040/061118, se regulaba la rentabilidad obtenida por el permisionario y se mantenía la regulación de Tarifas Máximas, lo que resultaría en una doble regulación, hecho que no ha cambiado en el presente Anteproyecto, al que se adiciona una mayor carga regulatoria, riesgos e incertidumbres.

Asimismo, en el dictamen preliminar del 24 de junio de 2019 emitido por la CONAMER, esta explicitó quedar en espera de que la Comisión se pronunciara sobre el total de los comentarios derivados del Expediente 65/0040/061118, así como las observaciones vertidas en mismo dictamen y a realizar las modificaciones que correspondan, acciones que a la fecha no se han llevado a cabo, ni ante CONAMER, ni ante el grupo interesado que constituyen los propios distribuidores de gas natural.

Por lo anterior, no es posible considerar como una consulta previa el Expediente 65/0040/061118 no respondido por la CRE en 2019, tampoco aseverar que los comentarios de 2019 "*se tomaron en cuenta para el desarrollo de la versión final de este Anteproyecto*" y mucho menos que los comentarios recibidos "*se refirieron a modificaciones de forma, aclarar la metodología, simplificación de trámites y el cálculo de la LRM*" como lo expresa la CRE en el apartado VI del Formulario, dado que las manifestaciones de la industria fueron de fondo, las cuales se centraron en que los objetivos a de migrar a una nueva regulación deberían dirigirse en tres condiciones: 1) Una mayor agilidad y eficiencia de los procesos administrativos de la Revisión tarifaria; 2) Igualar las condiciones de competencia y carga regulatoria de la distribución de gas natural frente a combustibles sustitutos, y 3) Promover el uso del gas natural a nuevos centros de población, incentivando el desarrollo de infraestructura y construcción de redes de distribución en beneficio de los hogares y la industria mexicana. Por lo anterior se observa la incompatibilidad de regular la rentabilidad obtenida por el permisionario y mantener la regulación de Tarifas Máximas, lo que resulta en una doble regulación. Hecho que no ha cambiado, ni se ha motivado, fundamentado o justificado.

- En lo que respecta a las tarifas Convencionales, si bien el Anexo 1 Cumplimiento del acuerdo, la CRE menciona que es una acción regulatoria que se mantiene, la disposición 16.2 de las DACG Tarifas no contempla que los cargos y tarifas convencionales en el largo plazo podrán ser mayores a las tarifas máximas tal como lo menciona el numeral 36.1 de la Directiva de Tarifas, por lo cual no se puede afirmar que la regulación se mantiene ya que ambas establecen criterios distintos y por tanto no se obtiene una mejora regulatoria o simplificación del trámite.

**2. Inconsistencias en la creación, simplificación, modificación y eliminación de trámites**

En el Anteproyecto, se identificó que la CRE contempla la creación de 5 (cinco) Trámites y 10 (diez) Acciones Regulatorias (AR), la simplificación de 1 (un) Trámite, la modificación de 2 (dos) Trámites, la eliminación de 9 (nueve) Trámites y de 17 (diecisiete) AR, creación de 26 (veintiséis) acciones regulatorias que no resultan cuantificables y 1 (una) más que se mantiene vigente. Con base a lo anterior se elimina un trámite y se aumentan 20 Acciones Regulatorias:

| Acción CRE | Tramites | Acciones Regulatorias |
|---|---|---|
| Creación | 5 | 36 |
| Simplificación | 1 | |
| Modificación | 2 | |
| Mantiene | | 1 |
| **Total nuevo esquema** | **8** | **37** |
| Eliminación | 9 | |
| **Mejora regulatoria** | **-1** | **20** |
| *De las 26 Acciones Regulatorias creadas, 26 no son cuantificables | | |

Si bien la CRE menciona la cantidad de creación, modificación, simplificación y eliminación de trámites que se obtendrían con la expedición del Anteproyecto, estos estan sustentados en el Acuerdo Presidencial derogado, adicionalmente dichos trámites carecen de seguridad jurídica, lo cual no propicia la certidumbre de derechos y obligaciones, motivos por los cuales no obedecen a lo establecido en los artículos 7 y 8 de la LGMR, en los cuales se establece que la mejora regulatoria deberá estar orientada a la simplificación, mejora y la no duplicidad de los trámites, promoviendo la eficiencia y eficacia.

**2.1 Creación de trámites**

- Que en el Anexo 1 Cumplimiento del acuerdo, la Comisión menciona que la creación de los trámites "*3 Solicitud de ajuste por índice de inflación de tarifas máximas para actividades de distribución por medio de ductos de gas natural"*; y "*4 Solicitud de ajuste por índice de inflación de las tarifas máximas para actividades de distribución por ductos de gas natural, previo al inicio de operaciones*; y *6 Solicitud de ajuste Intraquinquenal de tarifas máximas para actividades de distribución por medio de ductos de gas natural",* obedece a la expedición de nueva regulación, al ser nombrados de manera similar a los ya existentes puede generar confusión e incertidumbre jurídica para los permisionarios.

**2.2 Simplificación de trámite**

- Que en el Anexo 5. Análisis Costo – Beneficio, la Comisión afirma que ha eliminado varios trámites, demostrado así que ha simplificado el proceso de determinación y supervisión tarifaria, tal es el caso del trámite (CRE-19-001-A) Solicitud de aprobación de tarifas iniciales para actividades permisionadas de gas natural, referente a la eliminación de la Proporción de las afectaciones por la inflación en México, y por la inflación en los Estados Unidos de América (EE.UU.)y las variaciones en el tipo de cambio, dictaminadas por un agente externo; con la inclusión de las variables macroeconómicas, como Índice Nacional de Precios al Consumidor (INPC), Consumer Price Index (CPI) y tipo de cambio, del cual se identifica una afectación económica, dado que la CRE ya no permite reflejar en las Tarifas Máximas las variaciones anuales históricas y la proporción de las afectaciones del CPI de EE.UU. y el tipo de cambio, aun cuando se ha demostrado mediante dictámenes de agentes externos que los costos y las inversiones de los Permisionarios se encuentran referenciadas en cierta proporción a estas variables.

  En el numeral 12.2 de la Directiva de Tarifas, únicamente solicita la identificación de las proporciones de requerimiento de ingresos afectadas por

la inflación en México, la inflación en Estados Unidos de América y las variaciones del tipo de cambio, por lo cual la reducción de este requisito, implicará la eliminación de un mecanismo con el cual, la actual regulación protege al Permisionario de las variaciones del tipo de cambio que afectan sus costos, sin que este tenga ningún mecanismo de protección equivalente con el Anteproyecto. Más que considerar una mejora regulatoria, debe señalarse como una eliminación de un derecho que reconoce la dependencia de insumos cotizados y/o influenciados en moneda extranjera. Además, ese cambio de paradigma no está fundamentado y únicamente transfiere el riesgo cambiario al Permisionario.

- Asimismo, en el Anexo 5. Análisis Costo – Beneficio, referente al trámite *(CRE-19-001-A) Solicitud de aprobación de tarifas iniciales para actividades permisionadas de gas natural*, la Comisión enuncia que, con la eliminación de la presentación del Requerimiento de ingresos proyectado para el periodo de cinco años, se simplifica el trámite. Este requisito no es eliminado en su totalidad, ya que la memoria de cálculo que compruebe que la Lista de Tarifas Máximas y Otros Cargos Regulados propuesta no excede el Límite de Rentabilidad Máxima (LRM) establecido por la CRE, dicha memoria deberá contener la información que el Permisionario planea realizar para el periodo regulatorio, en lo referente a proyección de costos, la depreciación de la base de activos, estimación de ingresos, para lo cual se requiere presentar las variables técnicas relativas a usuarios, expansión de red y energía a vehicular, todo esto como insumos para el cálculo y comprobación de que la propuesta del Permisionario no excede el LRM.

  Adicionalmente se observa que para existir una simplificación del trámite se entendería que, entre otras, debería reducir el tiempo de análisis y resolución de éste, sin embargo, en la disposición 4.5 de las DACG Tarifas se incrementa a los plazos establecidos en el artículo 83 del Reglamento al que se refieren las actividades a la que se refiere el Titulo Tercero de la Ley de Hidrocarburos, la admisión a trámite, con lo que incrementa el periodo de autorización de la Lista de Tarifas Máximas y Otros Cargos Regulados hasta 20 días hábiles, con lo cual si bien no es explicita la reducción de los requisitos del Requerimiento de Ingresos, si es explícito el incremento de los plazos de análisis y resolución

**2.3 Modificación de trámites**

- Que en el Anexo 1 Cumplimiento del acuerdo, la CRE enuncia que modifica el trámite *(CRE-19-012-F) Obligaciones de distribución de gas natural por medio de ductos. Modalidad: Estados Financieros*, la cual se debe a una adición al trámite, sin embargo se observa que la modificación obedece a la adición de un requisito: el “Reporte de precios de transferencias y el pago de dividendos a partes relacionadas, en caso de que el Distribuidor haya efectuado transacciones con partes relacionadas”, dicha modificación contraviene con la LGMR que establece en sus objetivos la simplificación de trámites y servicios, así como mayores beneficios en costos.

- En cuanto al *trámite (CRE-19-030-A) Solicitud de ajuste por índice de inflación de tarifas máximas para actividades de distribución por medio de ductos de gas natural,* la CRE no menciona su modificación en el Anexo 1 Cumplimiento del acuerdo, y en el acuerdo SEGUNDO del Acuerdo DACG, la Comisión establece que dicho trámite queda sin efectos, sin embargo, en la disposición 12 de las DACG Tarifas se observa que dicho trámite se mantiene, pero incrementando el

plazo de resolución de 15 días a 30 días hábiles, por lo cual no existe mejora regulatoria.

**2.4 Eliminación de trámite**

- En lo que se refiere al trámite *(CRE-19-004-A) Modificación de títulos de permisos en materia de gas natural, petróleo, condensados, líquidos del gas natural e hidratos de metano. Modalidad: Revisión quinquenal de tarifas de gas natural*, la Comisión menciona en el Anexo 1 Cumplimiento del acuerdo y en Acuerdo DACG que se deja sin efectos dicho trámite, sin embargo, el trámite persiste en la disposición 4 DACG Tarifas, mismo que incrementa su plazo, ya que se adiciona la admisión a trámite con 10 días hábiles.

- En el Anexo 5. Análisis costo – Beneficio, enuncia la eliminación del trámite *(CRE-19-031-A) Solicitud de ajustes de tarifas máximas por erogaciones extraordinarias para actividades de distribución por medio de ductos de gas natural*, referente a la elaboración de la solicitud de ajuste de tarifas máximas por erogaciones extraordinarias y su envío a través de los medios electrónicos determinados por la Comisión. La eliminación de este trámite priva el derecho de solitud de ajuste en tarifas máximas por erogaciones extraordinarias debidas a cambios de circunstancias no atribuibles a los Permisionarios o por cambios en la normatividad aplicable, como se establece en la disposición 24 de la Directiva de Tarifas, por ejemplo: inversiones adicionales que no consideren las Tarifas Máximas y Otros Cargos Regulados y que deriven de cambios en Normas Oficiales Mexicanas o contingencias no previstas. Por lo cual, la eliminación de este trámite lejos de considerarse una mejora regulatoria representa la eliminación de un derecho al Permisionario, previsto para hacer frente a algún cambio como por ejemplo en su momento fue, el incremento de la tasa de impuesto sobre la renta (ISR) en el año 2010.

  Asimismo, el Anteproyecto no establece que el permisionario tenga la flexibilidad de recuperar esas erogaciones a través de las tarifas máximas, ya que estas podrán actualizarse únicamente por el Índice Nacional de Precios al Consumidor una vez al año.

**3. Costos de cumplimiento**

Que, en el Anexo 5. Análisis costo – Beneficio, la CRE busca un menor costo de cumplimiento en relación de los trámites y acciones regulatorias, en comparación con lo establecido en la regulación vigente, contenida en la Directiva de Tarifas y la Directiva de contabilidad para las actividades reguladas en materia de gas natural DIR-GAS-002-1996 (Directiva de Contabilidad), indicando ahorros significativos con la emisión del Anteproyecto, sin embargo, del análisis realizado por la Comisión se deben hacer las siguientes precisiones.

| Anexo 5. Análisis Costo – Beneficio | Comentarios |
|---|---|
| **Disminución de costos por dejar sin efectos el Trámite 15 (CRE-19-012-H) Obligaciones de distribución de gas natural por medio de ductos. Modalidad: Informe anual**, por $65,039.36 pesos. | A pesar de que la CRE indica que no se entregará el Informe anual, el cambio regulatorio no es tangible ya que en el transitorio NOVENO de las DACG Tarifas se indica que quedará vigente el numeral 39 de la Directiva de Tarifas DIR-GAS-001-2007, hasta en tanto se expidan y entren en vigor las DACG del Servicios de |

| | |
|---|---|
| Este trámite está fundamentado en el numeral 39 de la Directiva de Tarifas. | Distribución, para las cuales no existe una fecha de emisión determinada, por lo cual no se le puede atribuir una disminución del costo ya que no se sabe qué tipo de reportes solicitarán las DACG del Servicio de Distribución. Adicionalmente, es de notar que el "Apartado Sexto. Entrega de Información" del Anteproyecto especifica la información anual que deberá entregar el permisionario, sin menoscabo de los formatos publicados por la CRE en su sitio de internet el pasado 7 de junio de 2022 en los que requiere un detalle exhaustivo de información, la que en su mayoría es la que indica que es eliminada con el Trámite 15. |
| **Simplificación del Trámite 5. (CRE-19-001-A) Solicitud de aprobación de tarifas iniciales para actividades permisionadas de gas natural**, se indica una reducción 20 requisitos a 9, lo que implica una reducción del 71.3% del costo al pasar de $961,597.17 pesos a $275,844.26 pesos. | El cumplimiento del Trámite 5 considera un pago de aprovechamientos de $222,491.87 pesos, sin embargo, el pago de aprovechamientos real que el Permisionario ha registrado en el último año asciende a $561,189.00 (Quinientos sesenta y un mil ciento ochenta y nueve pesos 00/100 M.N.), con lo cual se observa que las cifras utilizadas por la Comisión no se encuentran actualizadas y tampoco es congruente con la estimación de un costo de 275,844.26 pesos para la realización de este trámite que como ya se comentó, la información a presentar a la CRE no se elimina en su totalidad ya que será parte de la memoria de cálculo que compruebe que la Lista de Tarifas Máximas y Otros Cargos Regulados que proponga el distribuidor no exceden el LRM establecido por la Comisión. |
| **Disminución de costos por dejar sin efectos el Trámite 9 (CRE-19-004-A) Modificación de títulos de permisos en materia de gas natural, petróleo, condensados, líquidos del gas natural e hidratos de metano. Modalidad: Revisión quinquenal de tarifas de gas natural,** por $1,132,412.65 pesos.<br><br>Dicho trámite está considerado en los numerales 3.3 fracción I inciso b), 22.1, 22.2 y 27.3 de la Directiva de Tarifas, los cuales hacen referencia a tarifas máximas iniciales, revisión quinquenal de tarifas y la determinación de las tarifas máximas iniciales, seis meses antes de | De conformidad con el apartado segundo del Anteproyecto, los Distribuidores deberán solicitar a la CRE la autorización de su Lista de Tarifas Máximas, acompañado del pago de aprovechamientos, deberá presentar la solicitud a más tardar. La admisión a trámite de la solicitud se determinará dentro de los 10 Días Hábiles, la Comisión tendrá un plazo de 90 Días Hábiles contabilizados a partir de la notificación de admisión a trámite.<br><br>Por lo anterior, se puede afirmar que dicho trámite no es sustituido, ya que al menos en cada periodo regulatorio el |

| | |
|---|---|
| que concluya el periodo quinquenal, los costos de las conexiones estándar claramente identificados. | Permisionario deberá entregar a la Comisión una Solicitud de aprobación de tarifas un expediente igual y anualmente un reporte más exhaustivo para el Procedimiento de Supervisión. Mas aun cuando, conforme a la Metodología de ajuste, la CRE puede exigir la modificación de tarifas e incluso del periodo regulatorio (disposiciones 11.6 y 11.7 del Anteproyecto), por lo que se podría pasar de un pago de derechos por revisión tarifaria cada 5 años a un número mayor de pagos debido al mecanismo de ajuste tarifario por exceder la LRM (disposición 11.8 del Anteproyecto). |
| **Disminución de costos por dejar sin efectos el Trámite 10. (CRE-19-028-A) Solicitud de ajuste intraquinquenal de tarifas máximas para actividades de distribución por medio de ductos de gas natural**, por $961,597.17 pesos.<br><br>Dicho trámite está considerado en los numerales 23.1 y 23.4 de la Directiva de Tarifas, correspondiente a ofrecer nuevos tipos de servicio o generar nuevos grupos tarifarios. | En relación con la supuesta eliminación del Trámite 10 de acuerdo con lo que presenta el portal de pagos e5cinco actualmente se realiza un pago de aprovechamientos de $376,729.00 pesos, en tanto que la CRE indica que es un pago de $351,853.17 pesos. Asimismo, se observa que de acuerdo con lo que se estipula en la disposición 4.7 del Anteproyecto "…*los Distribuidores podrán ofrecer nuevos Tipos de Servicio o generar nuevos Grupos Tarifarios para responder a cambios en las circunstancias del mercado en el que operan. Para tales efectos, el Distribuidor deberá presentar, para aprobación de la Comisión, la nueva Lista de Tarifas Máximas y Otros Cargos Regulados conforme a las disposiciones 4.1 y 4.2 anteriores*", con lo que, el pago de derechos por este trámite deberá de ser incluido (disposición 4.2 del Anteproyecto), por lo tanto, no se observa ningún tipo de reducción del costo. |
| **Disminución de costos por dejar sin efectos: <u>Trámites 12</u>** Solicitud de ajuste por índice de inflación de las tarifas máximas para actividades de distribución por medio de ductos de gas natural, posterior a la fecha de la propuesta de tarifas máximas, **<u>Trámite 13</u>** Solicitud de ajuste por índice de inflación de las tarifas máximas para las actividades de distribución por ductos de gas natural, por circunstancias extraordinarias, **<u>Trámite 16</u>** Solicitud de ajuste anual por índice de inflación de tarifas máximas para actividades de distribución por medio de | Al respecto, hacemos notar que los costos relacionados con estos trámites actualmente se encuentran contenidos en **el pago por Supervisión Anual**, por lo cual actualmente no tiene un costo adicional para el distribuidor, es decir **no se podría asumir ningún ahorro.** Asimismo la disposición 13.4 del Anteproyecto establece que los Distribuidores podrán solicitar a la Comisión un ajuste sobre su Lista de Tarifas Máximas y Otros Cargos Regulados de acuerdo con el índice de inflación que corresponda al periodo de |

| | |
|---|---|
| ductos de gas natural y **Trámite 17** Solicitud de ajuste por índice de inflación de las tarifas máximas para actividades de distribución por ductos de gas natural, previo al inicio de operaciones, por $30,487.20 pesos cada trámite. | tiempo transcurrido entre la fecha de expresión de la Lista de Tarifas Máximas y Otros Cargos Regulados aprobados al Distribuidor y la fecha en que dé Inicio de operaciones, con lo cual se conservan los mismos derechos con el mismo proceso de elaboración, solicitud y aprobación. |

Finalmente, hay trámites que la CRE no enlista en estas tablas de Análisis Costo – Beneficio, dado que no las tiene cuantificadas, pero que sin duda alguna incrementaran los costos de la prestación del servicio, ya que con esta combinación de regulaciones, solicita mediante su disposición 14.1 nuevos reportes sobre la dictaminados por un contador acreditado ante la Secretaría de Hacienda y Crédito Público (SHCP) de manera anual como son: notas sobre los ingresos percibidos en el ejercicio fiscal correspondiente, por el Servicio de Distribución, diferenciando por tarifas convencionales y tarifas máximas, e indicando la facturación llevada a cabo respecto a cada uno de los grupos tarifarios y el número de usuarios correspondiente, notas sobre los ingresos percibidos en el ejercicio fiscal correspondiente por conexiones (estándar y no estándar), desconexiones y reconexiones, diferenciando por tarifas convencionales y otros cargos regulados, e indicando la facturación de cada uno de los grupos tarifarios y el número de servicios correspondiente, notas sobre los ingresos percibidos en el ejercicio fiscal correspondiente, por penalizaciones, indicando la facturación llevada a cabo respecto a cada uno de los grupos tarifarios y el número de usuarios correspondiente. Todas estas notas además de la carga regulatoria que van a significar, tanto para el Permisionario, como para el auditor y la Comisión, requerirán de un costo adicional que, a la fecha no es cuantificable dado que no se le ha pedido a ningún auditor certificado tal nivel de detalle y que deberá ser entregado de manera anual, siendo que información con un detalle similar se solicitaba de manera quinquenal sin requerir cubrir los costos de un auditor acreditado ante la SHCP.

Finalmente, como se indicó, los montos de pago de aprovechamientos que la CRE dice reducir para el Permisionario no coinciden con los montos que arroja el portal e5cinco y que actualmente se pagan, con ello no se puede hacer un cálculo confiable de los ahorros que indica la CRE.

## 4. Carga Regulatoria

Si bien la Comisión en el Anexo 5. Análisis Costo – Beneficio, detecta la creación de nuevos trámites, no prevé la carga regulatoria que generaría para los Permisionarios y para la misma CRE el cumplir con lo establecido en el Anteproyecto.

Asimismo, no analiza, ni prevé los costos y la carga regulatoria que produciría la convivencia del esquema actual regulación de precio tope con la regulación de LRM, por lo que, tan solo en cuanto al tiempo de resolución de los trámites se generará un impacto negativo para los Permisionarios. Lo anterior, se hace evidente en el número de trámites que se encuentran retrasados, en gran medida debido a la suspensión de plazos desde el 18 de enero de 2021 de conformidad con el acuerdo A/001/2021, misma que es aplicable únicamente para la Comisión, afectando así el desahogo oportuno, y propiciando una mayor carga regulatoria a los particulares que a su vez derivaría en costos. A continuación, se exponen diversas disposiciones donde se hace notar el incremento de carga regulatoria:

- En el Apartado segundo, disposición 4.3, fracción IV del Anteproyecto, se establece que el Permisionario deberá acompañar la Solicitud de Tarifas Máximas y Otros Cargos Regulados con el soporte documental del 100% de la Capacidad Reservada del sistema amparado en el permiso, cuando se solicite la Lista de Tarifas en Base Interrumpible. En este sentido, la Comisión no es clara ni especifica con la información que requerirá por lo que el Permisionario, por lo que no puede dimensionar la carga administrativa que esto supondrá, o en su caso, los costos administrativos que puede traer consigo el cumplimiento de este requisito.

- En la Tabla 16. Requisito adicional respecto al Trámite 8, trámite que no está considera en la lista de la Tabla 1. Trámites que se crean y modifican en el Anteproyecto, la CRE indica que: *"se genera un incremento en costo debido al aumento de los requisitos del Trámite 8 sobre en envió de los Estados Financieros Dictaminados e información financiera dentro de las obligaciones de distribución de gas natural por medio de ductos"* en lo que pareciera agregar sólo un requisito, pasando de 4 a 5, sin embargo, se observa lo siguiente:

    - En cuanto al requisito "*Estados financieros dictaminados o notas o informes complementarios a los estados financieros dictaminados, de acuerdo a lo establecido en la NIF C-13 o memorias de cálculo, incluyendo la descripción de los parámetros utilizados*.", se observa un incremento de la carga regulatoria, así como en los tiempos de cumplimiento y costos de obtención de la información, ya que las notas y análisis adicionales que los auditores realicen tiene cuotas adicionales a las establecidas para las entregas que actualmente se realizan.

    - Dice establecer el requisito de la "*Balanza de comprobación, al cierre del ejercicio fiscal.*", sin embargo, este requisito ya se presenta en cumplimiento de la disposición 5.2 de la Directiva de Contabilidad, cabe destacar que el catálogo de cuentas presentado en el Anexo II Criterios Contables del Anteproyecto, se establece un mayor grado de detalle de la información, sin justificar el uso que dará la CRE a ese detalle exhaustivo, asimismo no considerar que el cambio de sistemas contables y el mayor detalle incrementará su costo de elaboración y mantenimiento.

    - En lo referente al requisito "*Reporte de precios de transferencias y el pago de dividendos a partes relacionadas*.", representa una sobre carga regulatoria ya que la Comisión pretende revisar "*…la información para analizar la congruencia interna del desarrollo del sistema de distribución por medio de ducto de Gas Natural conforme a parámetros nacionales de la industria así como para validar que el Distribuidor haya efectuado transacciones con partes relacionadas a precios de mercado, en su caso, la CRE podrá ajustar los Costos OMAV e Impuestos*", como lo estipula en la disposición 10.7 de las DACG Tarifas, sin embargo, implicaría una regulación excesiva y por lo tanto mayores costos. Con el esquema que la CRE pretende implementar, dado que ya realiza una revisión a posteriori con una fijación de tarifas a priori, no sería posible ajustar costos de Operación, Mantenimiento, Administración y Venta (OMAV) e impuestos ya que estos han sido erogados un año antes en todo caso lo que habría sería un desconocimiento OMAV e impuestos ya erogados, conforme a un comparativo que realice la Comisión sobre términos desconocidos para el Permisionario previamente a la erogación de

dichos gastos. Asimismo, utilizar comparativos sobre parámetros de la industria tiene sentido bajo una regulación de incentivos y en una de máxima rentabilidad como pretende establecer la Comisión.

- En la Tabla 21. Costo por creación del Trámite 4, se indica que este trámite es *"... respecto a las obligaciones de distribución de gas natural por medio de ductos para la presentación de un informe anual*", existiendo una contradicción con la Tabla 1. Trámites que se crean y modifican en el Anteproyecto, en la que se indica que el Trámite 4 se refiere a la "*Solicitud de ajuste por índice de inflación de las tarifas máximas para actividades de distribución por ductos de gas natural, previo al inicio de operaciones*".

- En la Tabla 22. Costo por creación del Trámite 6 se indica que este trámite *"... respecto a las obligaciones de distribución de gas natural por medio de ductos para la presentación de un informe anual*", existiendo una contradicción con la Tabla 1. Trámites que se crean y modifican en el Anteproyecto, en la que se indica que el Trámite 6 se refiere a la "*Solicitud de ajuste Intraquinquenal de tarifas máximas para actividades de distribución por medio de ductos de gas natural*".

- Adicionalmente a las obligaciones presentadas en el documento "Anexo 5. Análisis Costo – Beneficio", el Permisionario identificó que en la fracción III de la disposición 14.1 del Anteproyecto, se agrega al cumplimiento de obligaciones anuales del Permisionario la entrega de la "La Base de Activos Regulada de acuerdo con el Anexo II de las presentes DACG de Tarifas de Distribución, con los lineamientos contables, los activos fijos necesarios para la adecuada prestación del Servicio de Distribución, segregando la vida útil, la fecha de adquisición, capitalización y fecha base de reexpresión y el costo nominal de adquisición.", dicho requisito no se encuentra en el Análisis Costo – Beneficio, pero supone al Permisionario una carga y costo regulatorios no contemplados en dicho análisis. Cabe resaltar que esta información se presenta cada cinco años con la revisión quinquenal de tarifas y ahora se presentará cada año, por lo que el costo actual, se multiplica por cinco.

Por lo anterior, hacemos notar que la CRE no ha cuantificado la cantidad de carga regulatoria que generará la aplicación de una doble regulación, tanto para los Permisionarios, como para la propia Comisión, ya que por ejemplo la emisión de nuevos reportes de información que no quedan claramente descritos; asimismo no se cuantifica el incremento de personal que requerirá tanto para la CRE como para el Permisionario la revisión exhaustiva que plantea para la emisión y verificación de: la aprobación de tarifas, la revisión de estados financieros, las notas de aplicación de cargos por conexiones (estándar y no estándar), desconexiones y reconexiones, tarifas convencionales, regulados, facturación de cada uno de los grupos tarifarios, penalizaciones a cada uno de los grupos tarifarios conforme las notas solicitadas de manera anual, el monitoreo y actualización de parámetros económicos requeridos para la determinación de la LRM, las variables demográficas necesarias para la determinación del incentivos para la expansión y los métodos comparativos para determinar los costos eficientes mediante parámetros nacionales e internacionales, según lo expuesto por la Comisión en el Anteproyecto.

## B. Reflexión metodológica sobre el Anteproyecto

La Comisión plantea que el Anteproyecto tiene como objetivo general actualizar el esquema regulatorio sobre la determinación de las tarifas para la actividad de distribución de gas natural por medio de ducto, a fin de que propicie que las actividades reguladas se lleven a cabo bajo principios de uniformidad, homogeneidad, regularidad, seguridad y continuidad; se protejan los intereses de los usuarios; se consideren las mejores prácticas en las decisiones de inversión y operación, y se promueva la demanda y el uso racional de los bienes y servicios correspondientes, asimismo, reducir las barreras a la entrada, al disminuir la carga administrativa que enfrentan los Distribuidores en la determinación de sus tarifas y al establecer mecanismos que incentiven la competencia y acceso a la actividad de distribución de gas natural por medio de ducto. Adicionalmente, tambien tiene por objetivo disminuir, de manera general, el costo de cumplimiento en materia tarifaria.

Los objetivos planteados de la Comisión son convergentes con los objetivos de los Permisionarios enfocados a tener una regulación que simplifique y reduzca trámites y costos, tomando en cuenta el interés de los usuarios al propiciar un servicio accesible, seguro y amigable con el ambiente, que considere el interés de los inversionistas de tener un retorno razonable y la seguridad de recuperación de su capital, tal como cita la Anteproyecto; de contar con una regulación que "*…[incluya] los incentivos que permitan fomentar la competencia en el sector y maximizar la penetración del gas natural en el mercado mexicano, en sustitución de otros combustibles con mayores precios e implicaciones negativas al medio ambiente…*". En este sentido, Naturgy considera que existe espacio para la discusión y las propuestas de manera que se logre una regulación que propicie la consecución de tales objetivos.

1. Incompatibilidad de esquemas tarifarios

1.1. Tarifa Máxima y Rentabilidad Máxima

Se observa que el Anteproyecto mezcla aspectos de dos de los paradigmas más comunes de la regulación, el enfoque de "costo de servicio" y "regulación por incentivos". Si bien es cierto que en la práctica internacional no se observa la aplicación de alguno de los dos esquemas en su concepción "pura", es necesario evitar que la regulación mezcle aspectos que por su naturaleza son antagónicos y que combinados repercutirían negativamente en el desarrollo del mercado de distribución y, en última instancia, en perjuicio de los usuarios ante la deficiencia o indisponibilidad del servicio.

Actualmente, las tarifas de distribución de gas natural por medio de ductos se determinan bajo una regulación de precio tope o tarifa máxima (*price cap*). Los esquemas regulatorios de precio tope atienden la falla de mercado de información incompleta (asimetría de la información), puesto que el regulador desconoce, con un nivel de detalle adecuado, la realidad operativa y de costos de la empresa regulada para los años subsecuentes, por lo que su tarea regulatoria es buscar los mecanismos para que dicha información se revele (exógena o endógenamente), de forma que las tarifas por la prestación de los servicios sean adecuadas.

La regulación por incentivos establece un tope a las tarifas individuales de cada servicio o al ingreso unitario. El nivel máximo de tarifa o ingreso se determina a partir de una proyección del plan de negocios que incluye la proyección de inversiones y costos OMAV y considera una rentabilidad proyectada razonable objetivo que aprueba, pero no garantiza el regulador.

Se busca entonces incentivar a la empresa regulada a alcanzar mejoras en eficiencia y productividad a lo largo del periodo regulatorio. La empresa conserva una parte de la rentabilidad que resulta de las ganancias en eficiencia, en tanto que la otra parte la traslada a los usuarios a través del factor de eficiencia.

Bajo el esquema de regulación actual, se establece un máximo a la tarifa individual de cada servicio, es decir, al ingreso unitario ponderado de los distintos servicios. El nivel máximo de tarifa se determina a partir de una proyección del plan de inversiones (CAPEX) y de los costos OMAV (OPEX), considerando la rentabilidad proyectada aprobada, no garantizada, el regulador determina la razonabilidad de la proyección a partir de análisis comparativos con otras empresas de la industria o de industrias con perfiles de riesgo similares, con base en el desempeño previo de la propia empresa regulada o con otras herramientas técnicas. El esquema busca básicamente establecer tarifas máximas que incentiven a la empresa a alcanzar mejoras en eficiencia y productividad a lo largo del periodo regulatorio. Bajo el esquema de incentivos, el regulador enfrenta una disyuntiva en la que privilegia impulsar esquemas que mejoren la eficiencia en el largo plazo a cambio permitir que las tarifas estén desligadas de los costos reales.

El hecho de que las tarifas tengan un grado de disociación de los costos no es un objetivo de la regulación en sí mismo. El regulador prefiere asumir esta consecuencia a cambio de no destinar demasiados recursos a develar la información de la empresa. Con los mecanismos de incentivos se busca que a lo largo del periodo regulatorio la propia empresa revele tal información de manera endógena en la determinación de sus tarifas.

La regulación de tarifa máxima enfatiza justamente el hecho de que este tipo de regulación resulta eficiente por no requerir revisiones exhaustivas de costos. Luego entonces, la fijación de precios máximos incentiva al permisionario a buscar eficientar sus costos y procesos, así como maximizar sus rendimientos de escala, absorbiendo el riesgo de mercado o los sobrecostos de sus bienes de capital, personal y servicios.

La disyuntiva a la que se enfrenta el regulador en el esquema de incentivos o precio máximo, es privilegiar alcanzar mejoras en eficiencia en el largo plazo a cambio permitir que las tarifas estén desligadas de los costos reales de prestación del servicio.

Ahora bien, en la regulación de Rentabilidad Máxima (*rate of return*) el regulador autoriza al regulado la fijación de unos precios no monopolísticos, que cubran todos los costos de producción del servicio incurridos racionalmente, más una tasa justa y razonable de rentabilidad al capital invertido. Se acepta que el precio sea mayor al coste marginal y el regulado obtenga una tasa justa de rendimiento por la inversión realizada, que se conoce como tasa base. Si la empresa combina sus factores de forma eficiente y produce al mínimo coste, con esta tasa de rendimiento obtendría el coste de oportunidad del capital, lo que de forma ideal sería la tasa de rendimiento competitiva de la inversión realizada, pero esta circunstancia raramente se cumple en la práctica.

La regulación por costo de servicio establece un tope a la rentabilidad garantizada que puede obtener el regulado y las tarifas que aplica varían en consecuencia; es decir, la empresa regulada tiene libertad de modificar sus tarifas con objeto de cumplir con la rentabilidad autorizada por el regulador sin menoscabo de su derecho a potenciar la misma y mantener la viabilidad económico–financiera. Este paradigma regulativo busca que los regulados no sobrepasen la rentabilidad objetivo, a la vez que las tarifas reflejen

de la manera más fiel posible el costo real de prestar el servicio; aunque se pierden incentivos a la eficiencia en cuanto al nivel de inversiones y costos (efecto Averch – Johnson).

Durante el intervalo regulatorio, puede darse dos situaciones: por un lado y debido a niveles de eficiencia no previstos, puede existir una disminución de los costos, con lo cual la empresa regulada se apropia de esa rentabilidad, igual cosa sucedería si aumentan los ingresos por aumento en la demanda o cualquier otro motivo; en contraposición, la empresa prestadora absorberá las pérdidas debido a cualquier aumento de costos externos. En este tipo o modalidad de regulación, el intervalo regulatorio es relativamente breve (máximo tres años) y endógeno (depende de la conducta de la empresa durante ese período).

Es importante indicar que las revisiones regulatorias son sensibles a los costos vigentes, porque éstos sirven como base para determinar los precios del período posterior, es decir que la variación de los precios está estrechamente vinculada a la variación de los costos, y como se evita una rentabilidad excesiva, en teoría, los consumidores reciben rápidamente los beneficios de cualquier innovación o reducción de costos.

En contraposición los regulados se quejan de que, debido a la carga burocrática de este tipo de regulación, en la práctica existen diferencias significativas entre la tasa de rentabilidad aprobada y la tasa de rentabilidad real. Para obviar este aspecto, en los EEUU los entes reguladores han aceptado mecanismos de ajuste automático de las tarifas, en los cuales las empresas de servicios públicos pueden ajustar los tarifas de los servicios en función de las variaciones de los precios de los insumos que están fuera de su control (la electricidad para el bombeo, los aumentos de impuestos sobre la propiedad, los incrementos salariales, los aumentos de precios del agua cruda, los aumentos de los precios de los insumos químicos, etc.), sin tener que recurrir a los extensos y engorrosos procedimientos formales de ajuste de tarifas.

La disyuntiva a la que se enfrenta el regulador bajo este esquema de rentabilidad máxima es privilegiar que las tarifas reflejen fielmente los costos reales de prestar el servicio, garantizando la rentabilidad, a cambio de no establecer incentivos a la eficiencia.

El esquema planteado en el Anteproyecto pretende fijar ambas cosas, tanto la rentabilidad que el permisionario puede obtener sin garantizar la misma, como la tarifa que debe cobrar; es decir se fija un retorno no garantizado y el precio al que podrá ofertar sus servicios; por lo tanto, el Permisionario no tiene ningún incentivo ya que se somete a una doble fijación de los parámetros más importantes de su negocio.

En Latinoamérica es común el manejo de cualquier de las regulaciones, más no el conjunto de ellas; ya que al fijar por un periodo determinado las tarifas, el Permisionario no tiene manera de regular sus ingresos y por lo tanto, la variable con la que puede jugar son los costos, fomentándose un incentivo perverso; ya que podría decidir reducir tanto sus costos que pusiera incluso en riesgo la operación de su sistema o la calidad de su servicio para no rebasar el límite de Rentabilidad Máximo, haciendo inviable las nuevas inversiones y por lo tanto no masificar el servicio.

Ahora bien, aún si sus costos fueran aceptables por debajo del límite de rentabilidad establecido y su vocación expansora lo llevará al “merecimiento” del premio a la expansión, no tendría manera de acceder a ese extra de rentabilidad dado que su tarifa (detonador del ingreso) contiene un tope máximo. Más aún, no tendría manera de

recuperar el incremento de sus costos, si éstos experimentan un crecimiento superior al de los precios promedio de la canasta básica en México, ya que el único mecanismo de actualización que señala el Anteproyecto para modificar el tope de la tarifa es la tasa inflación anual en México.

Tácitamente podemos ver esta incompatibilidad de esquemas tarifarios en la disposición 10.7 de las DACG Tarifas, en la que se establece que la CRE revisará la información entregada anualmente para analizar y valorar la congruencia interna del desarrollo del sistema de distribución, conforme a parámetros nacionales de la industria, así como para validar que el Distribuidor haya efectuado transacciones con partes relacionadas a precios de mercado, en su caso, la Comisión podrá ajustar los costos OMAV e Impuestos. ¿Es decir la Comisión evaluará la eficiencia de los costos en un esquema de rentabilidad máxima?, de ninguna manera esto se podría considerar asequible, toda vez que llevaría al mercado al peor de los mundos, la fijación de una tarifa, limitación de rentabilidad, desconocimiento de costos ejercidos y por tanto penalizaciones (dado que no se reconocerían los costos ya realizados y, por tanto, el Permisionario podría por ese recorte, exceder el LRM).

Como podrán observarse, un esquema en dónde el Permisionario no pueda autorregular sus tarifas, no puede ser compatible con un esquema de fijación de rentabilidad; ya que, para la supervisión de rentabilidad, se requiere contrarrestar los ingresos que se fijan a inicio del quinquenio (vía precio tope) contra los costos de capital y costos operativos que varían constantemente, no únicamente una vez por año, ni tampoco al mismo nivel que la canasta básica local, es decir el INPC.

Considerando lo anterior, se observa que el Anteproyecto incorporaría un elevado riesgo para la viabilidad económico–financiera de los Permisionarios al imponer, de manera concurrente, controles estrictos sobre la rentabilidad máxima anual permitida y límites máximos a las tarifas que se revisarán en Periodos Regulatorios quinquenales.

Los proyectos de inversión en redes de gasoductos para la distribución son altamente intensivos en capital, con cuantiosas inversiones hundidas y largos tiempos de depreciación. En este sentido, la propuesta regulatoria del Anteproyecto sometería a los Distribuidores a una presión innecesaria por el constante riesgo de incumplir ante la complejidad e imposibilidad, de planear el desarrollo del negocio para periodos de un año a fin de respetar el LRM con la restricción de tarifas máximas inamovibles.

Dicho riesgo se exacerba si, como se entiende del Anteproyecto, la Lista de Tarifas Máximas que apruebe la CRE al inicio de cada quinquenio necesariamente se deberá realizar considerando las proyecciones de inversiones y costos OMAV. A lo anterior se suma el hecho de que la supervisión del cumplimiento de la regulación que realizaría la Comisión se basaría en información real, no proyectada, y la aplicación de esa supervisión se haría con dos años de rezago (11. Procedimiento del Mecanismo de Supervisión).

La única forma de reducir dichos riesgos a niveles razonables sería con la aprobación de tarifas máximas quinquenales suficientemente holgadas al grado de que terminarían siendo inocuas, pues el distribuidor nunca las aplicaría. Las tarifas que aplicaría serían aquellas que, año con año, le permitan satisfacer la restricción del LRM.

Por lo cual, hacemos un llamado a la CRE a considerar qué tipo de regulación conviene más para cubrir los objetivos planteados en el Anteproyecto, de promover el desarrollo eficiente de la industria y de mercados competitivos para la prestación del Servicio de

Distribución por medio de ducto de gas natural, que reflejen las mejores prácticas en las decisiones de inversión y operación, así como de protección de los intereses de los Usuarios y Usuarios Finales, para fomentar la demanda y uso racional del Servicio y propiciar que la Lista de Tarifas Máximas y Otros Cargos Regulados consistan en esquemas regulatorios económicamente viables, simples y transparentes; para un mercado en dónde no hay exclusividad, existen competidores, sustitutos perfectos (Gas LP) y cuya cobertura del mercado residencial es inferior al 9%; un esquema de incentivos o un esquema de máxima rentabilidad, limitar los cargos o limitar las ganancias.

### 1.2. Tarifa en términos reales con supervisión en términos nominales

El esquema de regulación vigente instruye claramente un esquema de revisión tarifaria en términos reales. De manera tácita en la disposición 12.4 de la Directiva de Tarifas establece que toda la información del plan de negocios que se presente para diferentes periodos de tiempo y corresponda a valores monetarios, deberá expresarse en pesos sin ajustes por inflación o variaciones en el tipo de cambio. Por lo tanto, no había una distorsión entre la tarifa aprobada y los parámetros de revisión, la tasa de rentabilidad, por ende, está fijada también en términos reales. Es decir, los cargos máximos y los componentes del ingreso requerido, se encontraban a una misma fecha de expresión, en perfecta sintonía.

El Anteproyecto establece en su disposición 4.1. fracción I. que los Distribuidores deberán indicar a la Comisión para cada periodo regulatorio, la Lista de Tarifas Máximas y Otros Cargos Regulados con la fecha base de expresión de éstas, es decir, hay una fijación de cargos máximos en términos reales. Adicionalmente, el capítulo 13. Mecanismos de Actualización de la Lista de Tarifas Máximas y Otros Cargos Regulados, establece que los permisionarios únicamente podrán actualizar dicha Lista cada 12 meses por la inflación que registre el INPC en el año anterior.

Ahora bien, en la disposición 10.1 de la DACG Tarifas establece que la supervisión anual se llevará a cabo mediante la evaluación del flujo neto, que corresponderá a la diferencia entre los ingresos anuales y la suma de los costos OMAV correspondientes al Servicio de Distribución, Costos Anual de la Inversión (CAI) y los Impuestos; en dónde los ingresos, los costos OMAV y los impuestos a las utilidades, estarán basados en la información de los Estados financieros dictaminados, que se encuentran expresados en términos nominales, sin embargo, el costo anual de la inversión se calcula utilizando un componente de tasa de rentabilidad, que según la disposición 10.3 del Anteproyecto y el Acuerdo QUINTO del Acuerdo DACG, estará establecida en términos reales.

Por lo tanto, tenemos la fijación de los cargos máximos en términos reales con una supervisión que combina componentes nominales y reales (CAI), distorsionado completamente supervisión del LRM con la fijación de las Tarifas, creando una disociación teórica - práctica en la aplicación de esta nueva regulación.

### 1.3. Costos indexados e Ingresos en moneda local

El Anteproyecto en su disposición 4.2 establece que los Distribuidores deberán solicitar la autorización de su Lista de Tarifas Máximas y Otros Cargos Regulados para cada Periodo Regulatorio, indicando entre otros aspectos, la fecha base de expresión de éstas, una vez aprobadas estas tarifas, de conformidad con la disposición 12.1 los Distribuidores podrán solicitar la actualización anual por índice de inflación de su Lista

de Tarifas Máximas y Otros Cargos Regulados, para ello deberá presentar su memoria de cálculo que, de conformidad con la disposición 13.1 y 13.2 únicamente considera la variación anual del INPC, como ya se mencionó. De ello desprende claramente que, una vez fijada la lista de tarifa para todo el periodo regulatorio de 5 años, la única variación que puede sufrir las tarifas máximas, es por los cambios en la inflación Mexico, es decir los precios de la canasta básica local.

Actualmente la Directiva de Tarifas en su disposición 12.2 establece que como parte del plan de negocios que el distribuidor deberá identificar las proporciones de requerimiento de ingresos afectados por inflación México, inflación Estados Unidos y variaciones de tipo de cambio, asimismo en la disposición 17.3 establece que el índice de inflación reflejará las variaciones anuales históricas en el INPC, el CPI y el tipo de cambio, y se determinará de acuerdo con las proporciones del requerimiento de ingresos de cada Permisionario. Finalmente, en los formatos que recientemente publicó la CRE para las revisiones quinquenales y las tarifas iniciales, solicitan el porcentaje de afectación en pesos y dólares, de cada una de las inversiones, costos y gastos ejercidos y proyectados.

Con lo anterior la Comisión demuestra que es de su conocimiento y aceptación, que los costos tanto de capital como operativos en la industria del gas natural están influenciados por una moneda distinta a la local, con lo cual, el Permisionario se enfrentará a la problemática de absorber a riesgo propio las variaciones en el tipo de cambio, sin que estas fluctuaciones se recojan al menos dentro de la actualización de tarifas.

Por último, manifestamos que en las disposiciones del Anteproyecto se observan temas que impiden tener certidumbre respecto al cumplimiento de los objetivos que señala el Anteproyecto, los cuales se desarrollan el Anexo 1 adjunto al presente, que contiene el análisis de la metodología.

En conclusión, Naturgy considera que **el Anteproyecto no cumple con los principios, bases y objetivos de la LGMR** y por lo tanto, **no genera una Mejora Regulatoria**, ya que representa un sobre regulación, mayores costos de cumplimiento para los regulados y prevé mayor tiempo de resolución.

Asimismo, y en aras del desarrollo y promoción de una nueva regulación que cumpla con la LGMR, misma que simplifique y reduzca trámites y costos, tome en cuenta el interés de los usuarios para tener un servicio accesible, seguro y amigable con el ambiente, que considere el interés de los inversionistas de tener un retorno razonable y la seguridad de recuperación de su capital, Naturgy reitera a la Comisión su disposición para realizar mesas de trabajo que contribuyan a generar unas Disposiciones Administrativas de Carácter General que consideren el mercado actual, así como las buenas practicas regulatorias.

Con base en lo expuesto a lo largo del presente documento, atentamente pido se sirva:

**Único**: Tenerme por presentado con la personalidad con que me ostento, haciendo comentarios al Anteproyecto No. 65/0013/250722 en los términos expuestos, a fin de que se tome en consideración la solicitud expresada y se haga llegar a la CRE los comentarios expuestos.

**A T E N T A M E N T E**

Dánae Burgueño Sánchez
Apoderada legal
Naturgy México, S.A. de C.V.

**Manifestaciones en relación con el Anteproyecto de Disposiciones Administrativas de Carácter General que especifican la Metodología de tarifas de distribución por ducto de gas natural**

**Manifestaciones en relación con el Anteproyecto de Disposiciones Administrativas de Carácter General que especifican la Metodología de tarifas de distribución por ducto de gas natural**

A. Introducción

Naturgy México y Comercializadora Metrogas han operado en México desde 1997 y 1998, respectivamente. A lo largo de estos años, ambos distribuidores se han destacado como líderes en la expansión de infraestructura y del servicio de distribución de gas natural en México, manteniendo un importante compromiso de inversiones que se reflejan en el desarrollo de más de 24 mil kilómetros de redes de distribución de gas natural a lo largo del territorio mexicano y más de 1.5 millones de usuarios, lo que representa más de la mitad de los usuarios totales de distribución de gas natural en México.

Es importante resaltar que estas distribuidoras tienen un especial compromiso por llegar a más hogares, siendo las distribuidoras que más han apostado por el sector residencial, con más del 60% de los usuarios residenciales en el país. Asimismo, ambas distribuidoras contribuyen con alrededor del 37% de la energía que se distribuye en México.

A lo largo de su historia Naturgy México y Comercializadora Metrogas se han preocupado por promover el sector y han realizado grandes esfuerzos para comunicar a la sociedad sobre los beneficios del gas natural y del servicio de distribución de este energético, entre los que se encuentran el ahorro para las familias al tener un combustible más competitivo, seguro, cómodo y amigable con el medio ambiente.

Con base en lo anterior, Naturgy México y Comercializadora Metrogas manifiestan su interés para definir una regulación en materia tarifaria que brinde la certidumbre necesaria para continuar con el desarrollo del sector de distribución e incrementar el porcentaje de penetración del gas natural en la matriz energética, especialmente en el sector residencial. En este sentido, consideramos que la regulación que se emita el respecto deberá obedecer a las premisas establecidas en la Ley de Hidrocarburos y el Reglamento de las Actividades a las que se refiere el Título Tercero de la Ley de Hidrocarburos: que las contraprestaciones, precios o tarifas de los permisionarios deben permitir la obtención de una rentabilidad razonable, que refleje el costo de oportunidad del capital invertido, el costo estimado de financiamiento y los riesgos inherentes del proyecto, entre otros, considerando los principios que permitan el desarrollo eficiente de la industria y de mercados competitivos, que reflejen las mejores prácticas en las decisiones de inversión y operación.

Para lograr lo antes expuesto, se propone trabajar conjuntamente con la industria y la Comisión Reguladora de Energía (la Comisión o CRE) en el desarrollo de la metodología para la determinación de tarifas máximas que incentive el crecimiento de las redes de distribución y permita la masificación del servicio, llevando los beneficios del gas natural a usuarios residenciales, comerciales e industriales, promoviendo que la nueva metodología implique una mejora regulatoria. Es así que proponemos implementar mesas de trabajo en las que se propongan los escenarios regulatorios que podrían lograr los objetivos antes señalados.

Si bien el Anteproyecto de Disposiciones Administrativas de Carácter General que especifican la Metodología de Tarifas de Distribución por Ducto de Gas Natural (el Anteproyecto o las DACG de tarifas) publicado en la Comisión Nacional de Mejora Regulatoria el 25 de julio del 2022, muestra el interés de la Comisión por expedir unas disposiciones que incentiven el desarrollo de la actividad de distribución y fomenten la masificación, consideramos que existen puntos que deben ser aclarados y revisados, ya que, tal como están planteados, podrían impedir que se cumpla el objetivo previsto.

A continuación, se presentan los principales puntos, objeto del análisis realizado por Naturgy México y Comercializadora Metrogas, en relación con el Anteproyecto:

1. Metodología de estimación del Costo de Capital Regulado

- Se observa que la muestra de datos históricos empleada para el cálculo de los parámetros del modelo *Capital Asset Pricing Model* (CAPM) incrementa la volatilidad del resultado, ya que el valor de los parámetros captura aspectos coyunturales de los ciclos económicos, la volatilidad de los mercados y el manejo de las políticas monetarias.

- Por otro lado, el modelo no involucra parámetros que capturen el riesgo que representa realizar la actividad de distribución en México.

2. Metodología de CAI y Flujo Neto

- La fórmula del Costo anual de la inversión (CAI) no reconoce la reexpresión de la BAR para el cálculo de la rentabilidad observada de los permisionarios.

- Al llevar a cabo el análisis de la fórmula de cuotas fijas, se identifica que la amortización no es lineal en el tiempo. Esto es inconsistente con el método de línea recta para el cálculo de la depreciación, establecido en los Criterios contables.

- La fórmula del flujo neto no es clara respecto a diversos temas como: el tratamiento de los activos e ingresos de conexión, de los arrendamientos financieros, así como de los intereses o gastos financieros.

3. Procedimiento de Mecanismo de Supervisión

- La aplicación del Mecanismo de Supervisión genera incertidumbre respecto a la lista de tarifas máximas que podrá aplicar el Distribuidor para garantizar la continuidad y seguridad en la prestación del servicio.

4. Criterios contables

- La Comisión no establece criterios para el prorrateo de costos y gastos comunes ni para los activos fijos intangibles.

- La determinación de la depreciación por el método de línea recta, establecido en la NIF C-6, resulta inconsistente con la aplicación de la fórmula del Costo Anual de la Inversión.

- Se observan ajustes a la vida útil de algunos activos, lo que aceleraría la depreciación de los activos que actualmente cuentan con una vida útil superior o viceversa, impactando de forma negativa en los resultados de los permisionarios.

- La información financiera solicitada por la Comisión implica una inversión en tiempo y dinero, tiempo para realizar evolutivos en sistemas y mayor tiempo para que la información sea dictaminada.

5. Procedimientos y su ejecución

- Se requiere mayor claridad sobre la información que revisará la Comisión y sobre los plazos propuestos para diferentes análisis.

B. Metodología para la determinación de la tasa de rentabilidad máxima

1. Series históricas y estabilidad de los parámetros

Una de las modificaciones introducidas en el documento 2. Anexo I. DACG Tarifas de Distribución, respecto de la metodología vigente, es la reducción de la muestra de datos históricos de las series empleadas como referencia para determinar la tasa libre de riesgo, el rendimiento del mercado accionario en Estados Unidos de América (EUA) y el riesgo país.

Para la tasa libre de riesgo y para el rendimiento del mercado accionario en Estados Unidos de América se reduce la muestra de datos históricos de 30 a 5 años. En el caso del riesgo país la reducción es de 10 a 5 años.

Contrario a lo que se señala en el Anexo, la reducción de las observaciones históricas de una serie aumenta la volatilidad del resultado, ya que es más sensible a coyunturas de corto y mediano plazos.

Este incremento en la volatilidad del resultado se puede comprobar aplicando la metodología propuesta en el Anexo I para diferentes extensiones de datos históricos y diferentes años de referencia.

En las tablas posteriores se presentan los valores que se obtendrían para la tasa libre de riesgo, el rendimiento del mercado accionario de Estados Unidos y el riesgo país, empleando el procedimiento establecido por la comisión en el Anexo I de las DACG pera adoptando diferentes tamaños de ventanas de datos históricos y diferentes fechas de referencia de cálculo.

Tabla 1: Estimación rendimiento del Bono Americano para diferentes ventanas temporales y años de referencia

**Rendimiento Bonos Americanos 30 años**

| Fecha de referencia | 5 años | 10 años | 15 años | 20 años | 30 años |
|---|---|---|---|---|---|
| **12-2021** | 2.82% | 2.95% | 3.45% | 3.84% | 4.77% |
| **12-2020** | 2.77% | 3.05% | 3.55% | 3.93% | 4.88% |
| **12-2019** | 2.80% | 3.19% | 3.62% | 4.04% | 5.02% |
| **12-2018** | 2.96% | 3.34% | 3.78% | 4.21% | 5.22% |
| **12-2017** | 3.02% | 3.46% | 3.90% | 4.33% | 5.41% |
| **12-2016** | 3.03% | 3.65% | 4.05% | 4.51% | 5.60% |
| **12-2015** | 3.29% | 3.88% | 4.24% | 4.72% | 5.77% |
| **12-2014** | 3.57% | 4.03% | 4.45% | 4.92% | 6.03% |
| **12-2013** | 3.72% | 4.19% | 4.62% | 5.11% | 6.33% |
| **12-2012** | 3.89% | 4.33% | 4.76% | 5.27% | 6.59% |
| **12-2011** | 4.27% | 4.56% | 5.00% | 5.51% | 6.91% |
| **12-2010** | 4.46% | 4.71% | 5.18% | 5.72% | 7.23% |

Tabla 2: Estimación rendimiento del mercado accionario americano para diferentes ventanas temporales y años de referencia

**Rendimiento SP500**

| Fecha de referencia | 5 años | 10 años | 15 años | 20 años | 30 años |
|---|---|---|---|---|---|
| 12-2021 | 16.31% | 14.25% | 8.42% | 7.38% | 8.46% |
| 12-2020 | 12.94% | 11.56% | 7.62% | 5.37% | 8.44% |
| 12-2019 | 9.43% | 11.22% | 6.76% | 4.02% | 7.66% |
| 12-2018 | 6.28% | 10.75% | 5.57% | 3.63% | 7.61% |
| 12-2017 | 13.39% | 6.18% | 7.69% | 5.20% | 8.26% |
| 12-2016 | 12.23% | 4.67% | 4.55% | 5.69% | 7.69% |
| 12-2015 | 10.20% | 5.05% | 2.96% | 6.18% | 7.86% |
| 12-2014 | 13.05% | 5.44% | 2.28% | 7.79% | 8.73% |
| 12-2013 | 15.40% | 5.21% | 2.76% | 7.13% | 8.39% |
| 12-2012 | -0.58% | 4.95% | 2.60% | 6.11% | 8.03% |
| 12-2011 | -2.38% | 0.92% | 3.59% | 5.67% | 8.07% |
| 12-2010 | 0.15% | -0.49% | 4.87% | 6.92% | 7.70% |

Tabla 3: Estimación del índice EMBIG México para diferentes ventanas temporales y años de referencia

**Evolución EMBIG México**

| Fecha de referencia | 5 | 10 | 15 | 20 |
|---|---|---|---|---|
| 12-2021 | 3.35% | 2.79% | 2.56% | 2.45% |
| 12-2020 | 3.25% | 2.62% | 2.42% | 2.45% |
| 12-2019 | 2.80% | 2.33% | 2.21% | 2.40% |
| 12-2018 | 2.53% | 2.32% | 2.13% | 2.54% |
| 12-2017 | 2.36% | 2.30% | 2.11% | 2.69% |
| 12-2016 | 2.23% | 2.17% | 2.15% | 2.69% |
| 12-2015 | 1.99% | 2.00% | 2.19% | 2.67% |
| 12-2014 | 1.86% | 1.92% | 2.27% | 2.68% |
| 12-2013 | 2.10% | 1.93% | 2.54% | 2.74% |
| 12-2012 | 2.23% | 1.99% | 2.79% | 2.79% |
| 12-2011 | 2.11% | 2.11% | 2.86% | 2.86% |
| 12-2010 | 2.01% | 2.29% | 2.94% | 2.94% |

Como se puede observar, considerar una muestra de 5 años aumenta la volatilidad del resultado, generando que el costo de capital pueda tener variaciones importantes entre el Límite de Rentabilidad Máxima (LRM) que se determine entre un periodo y otro.

### 1.1 Prima de mercado

Un punto cuestionable en la metodología propuesta es que el empleo de muestras de datos de plazos de tiempo muy cortos puede resultar en una prima de mercado con valor negativo, lo que resulta conceptualmente erróneo, resultando en un costo de capital menor a la tasa de libre de riesgo, pese a que el negocio de distribución de gas natural presenta un riesgo asociado a su operación.

En los últimos años el rendimiento del mercado accionario (Rm) presentó variaciones que superan el 20% en su valor de un año con respecto al anterior, si se emplea la metodología propuesta.

Tabla 4: Variación del Rm estimado para diferentes años de referencia a partir de la metodología propuesta por la Comisión.

| Año Referencia | Rm | Variación % Rm (t - t-1) |
|---|---|---|
| 2021 | 16.31% | 26% |
| 2020 | 12.94% | 37% |
| 2019 | 9.43% | 50% |
| 2018 | 6.28% | -53% |
| 2017 | 13.39% | 10% |
| 2016 | 12.23% | 20% |
| 2015 | 10.20% | -22% |
| 2014 | 13.05% | |

Esta variación del valor del Rm entre un año y el otro se reduce a medida que se aumenta el plazo de la serie histórica.

Figura 1: Evolución Rm para distintas ventanas temporales.

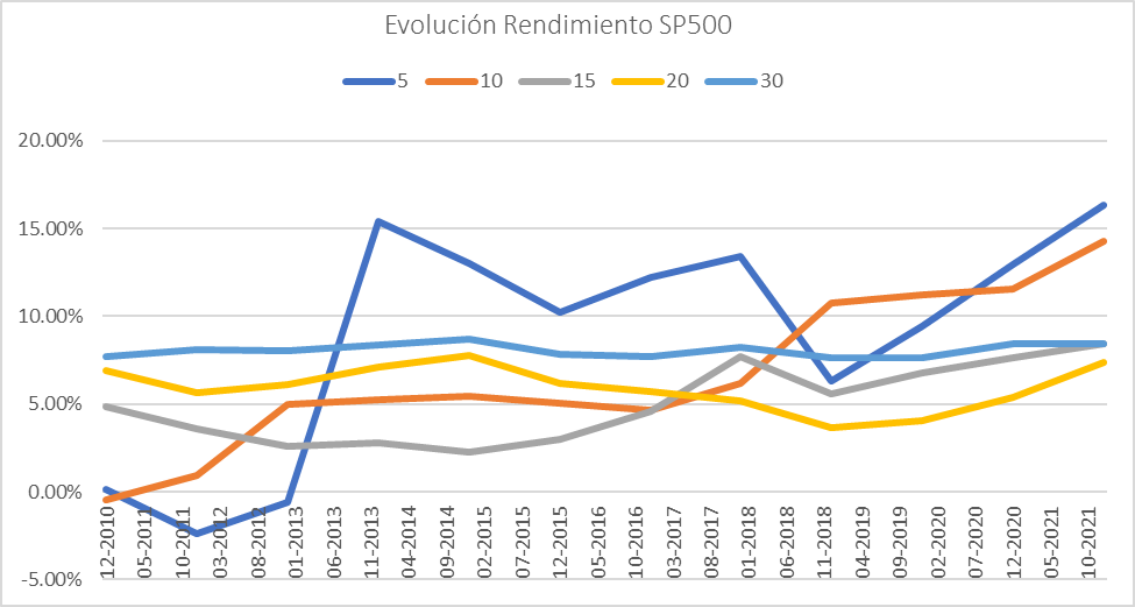


Por otra parte, para la determinación del rendimiento anualizado del mercado accionario en Estados Unidos de América seutiliza la fórmula de equivalencia entre tasa de rendimiento discreto o lineal y rendimiento continuo o logarítmico:

$$r_m = e^{r_m^d * \frac{1}{5}N} - 1$$

Donde:

$r_m =$ Es el rendimiento anualizado del mercado accionario en Estados Unidos de América, estimado para el periodo que va de los años *T* a *T-4*.

$r_m^d =$ Es el promedio aritmético diario del rendimiento del mercado accionario

$\frac{1}{5}N =$ Es el promedio anual de la cantidad de días con información del rendimiento de mercado en el periodo de evaluación por 5 años, para anualizar $r_m^d$.

Al respecto la fórmula empleada es correcta, no obstante, la conversión se debe realizar considerando la cantidad de días calendario, utilizando días actuales/365 o 30/360, y no los días con información de mercado, los cuales no permiten obtener una tasa anual como se pretende establecer en el Anteproyecto. Además, se estaría generando un resultado incorrecto que introduce distorsiones en el cálculo de la prima de mercado de

Estados Unidos de América, representada por la siguiente ecuación propuesta por la Comisión:

La prima de mercado de Estados Unidos de América de largo plazo en términos nominales se define como:

$$p = r_m - r_f$$

Donde:

$p =$ Es la prima de mercado estimada para el periodo de evaluación de los años *T* a *T-4*.

$r_m =$ Es el rendimiento del mercado accionario en Estados Unidos de América.

$r_f =$ Es el rendimiento de la tasa libre de riesgo en Estados Unidos de América.

Como se puede observar, la prima de riesgo de mercado también se encuentra expresada en términos anuales y se obtiene a partir de la resta entre el rendimiento de mercado y la tasa libre de riesgo, que es un valor anual, la cual se obtiene descontando los bonos del tesoro con la equivalencia de 365 días:

De esta manera, la prima de riesgo considera una tasa anualizada (tasa libre de riesgo) y una obtenida considerando un período de 251.8 días. La diferencia no resulta trivial, por ejemplo: para una tasa diaria de 0.01%, la conversión considerando 365 arroja una tasa equivalente de 3.72%, mientras que usando la fórmula propuesta en el Anexo I, la tasa equivalente anual es de 2.55%, lo que representa una reducción del -31.4% en el valor anual.

Tabla 5: Comparación tasa equivalente anual.

| | Tasa equivalente anual [%] |
|---|---|
| Tasa a 365 días | 3.72% |
| Anteproyecto Anexo I | 2.55% |
| | **-31.4%** |

Es importante recordar que la prima de riesgo de mercado refleja el rendimiento adicional sobre la tasa libre de riesgo que requiere el inversionista para cubrir el riesgo que asume. Para la actividad de distribución de gas natural en México, se consideran las inversiones de redes e infraestructura en un contexto de largo plazo, por lo que es importante para este parámetro recoger un plazo significativo del comportamiento de mercado, no sólo de 5 años, debido al impacto de la volatilidad, la coyuntura de mercado y su carácter cíclico, y los cambios en las políticas monetarias que siguen los países.

En los últimos 5 años, por ejemplo, la prima de riesgo de mercado se ha visto muy afectada por la política de "*quantitative easing*" de los bancos centrales. Por tanto, el hecho de escoger plazos de referencia tan cortos puede distorsionar la sostenibilidad de retorno sobre la inversión.

Se puede observar en a la serie histórica que hay años e incluso periodos de 4 años en donde la prima de mercado es negativa (2003-2006 y 2009-2012). La señal de inversión que se envía a los permisionarios en México no sería correcta, pues en ese periodo se restringirían las inversiones y el crecimiento, dado que no habría garantía de retorno de la inversión y la retribución que se obtendría por inversiones históricas sería insuficiente. Sin embargo, hay otros años y periodos en donde la prima de mercado es muy elevada y los efectos serían contrarios. Adicionalmente, no se identifica correlación entre el Beta y la prima de riesgo de mercado, dado que reflejan las desviaciones de los rendimientos de cada empresa con respecto a los rendimientos del mercado accionario: del año 1997 al 2002 se percibe menor riesgo del sector con respecto al mercado, en un escenario de altos rendimientos del mercado accionario, sin embargo, del año 2003 al 2013 se percibían escenarios de riesgo similares incluso un poco mayores pero con rendimientos del mercado accionario bajos e incluso negativos, y a partir del año 2013 al 2022 se

percibe un riesgo mayor, aunque con Beta inferior a 1, con rendimientos medios del mercado accionario.

Por lo anterior, se debe considerar run cálculo de la prima de mercado para un plazo de tiempo superior, con el fin de que los efectos cíclicos se compensen y que la señal que se envíe a la industria sea más estable y previsible, favoreciendo de esta forma las inversiones a largo plazo y evitando la volatilidad excesiva de las tasas de retribución.

2. Comparativa otros países.

En Latinoamérica existe un consenso en el empleo de la metodología CAPM para la determinación de la tasa de costo de capital aplicada para remunerar las inversiones de los permisionarios de servicios públicos, así como en el empleo de datos de rendimientos de bonos soberanos y rendimiento de mercado de Estados Unidos de América. Además, existe una inclinación por el empleo de series temporales extensas, evitando como ya se ha comentado, efectos coyunturales y disminuyendo el error de medición.

2.1 Tasa libre de riesgo

A continuación, se muestra la tasa libre de riesgo usadas en diferentes países de la región:

Tabla 6: Comparación de los criterios adoptados para estimar la tasa libre de riesgo.

| Tasa libre de riesgo | Brasil-COMGÁS/ARSESP | Brasil-GBD / ARSESP | Brasil-GNSPS/ ARSESP | Brasil-GASMIG-SEDECTES | Brasil-CEG/CEGRIO-AGENERSA | Argentina-ENARGAS | Colombia - CREG | Chile - CNE |
|---|---|---|---|---|---|---|---|---|
| Ventana | 30 años | 30 años | 30 años | Full | 30 años | 5 años (prospectiva) | 5 años | 6 meses |
| Formula | Promedio | Promedio | Promedio | Promedio | Promedio | Promedio | Promedio | Promedio |
| Bono | 10 años EUA | 10 años EUA | 10 años EUA | 10 años EUA | 10 años EUA | 10 años EUA | 10 años COL | 5 años CHI |
| Frecuencia datos | Mensual | Mensual | Mensual | Mensual | Mensual | Anual | Mensual | Mensual |

El comparativo muestra que la mayoría de los organismos reguladores utilizan series temporales largas para la determinación de la tasa libre de riesgo.

2.2 Rendimiento de mercado

La siguiente tabla muestra los criterios utilizados por los reguladores para la determinación del rendimiento de mercado y la prima por riesgo de mercado:

Tabla 7: Comparación de los criterios adoptados para estimar el rendimiento del mercado.

| Tasa libre de riesgo | Brasil-COMGÁS/ARSESP | Brasil-GBD / ARSESP | Brasil-GNSPS/ ARSESP | Brasil-GASMIG-SEDECTES | Brasil-CEG/CEGRIO-AGENERSA | Argentina-ENARGAS | Colombia - CREG | Chile - CNE |
|---|---|---|---|---|---|---|---|---|
| Ventana | 30 años | 30 años | 30 años | Full | Full | Full | Full | *[1] |
| Formula | Promedio | Promedio | Promedio | Promedio | Promedio | Promedio | Promedio | Promedio |
| Frecuencia datos | Mensual | Mensual | Mensual | Mensual | Mensual | Mensual | Mensual | Mensual |

[1] En Chile se utiliza el promedio de la prima de riesgo de mercado determinada por los autores Damodaran y Duff y Phepls, los cuales para su determinación utilizan la serie full temporal.

La práctica regulatoria habitual, que sigue las recomendaciones académicas, es considerar periodos amplios de información, pues se interpreta que un plazo de 5 años para su cálculo podría ser demasiado corto, pues si bien este parámetro tiene un comportamiento mucho más estable que los demás, el plazo de cinco años no recogería de forma razonable la señal de mercado para retribuir de forma adecuada las inversiones, por lo que al analizar su tendencia de largo plazo se identifica que oscila en una banda entre 2.44% y 7.04%, es por ello que se podría evaluar la posibilidad de intentar reducir el efecto de la volatilidad de la tasa aplicando promedios mayores a los 5 años.

## 2.3 Riesgo país

Las prácticas utilizadas para la determinación del riesgo país en Latinoamérica se resumen en la siguiente tabla:

Tabla 8: Comparación de los criterios adoptados para estimar el riesgo país.

| Tasa libre de riesgo | Brasil-COMGÁS/ARSESP | Brasil-GBD / ARSESP | Brasil-GNSPS/ARSESP | Brasil-GASMIG-SEDECTES | Brasil-CEG/CEG RIO-AGENERSA | Argentina-ENARGAS | Colombia - CREG | Chile - CNE |
|---|---|---|---|---|---|---|---|---|
| Ventana | 15 años | 15 años | 15 años | 21 años | 15 años | 6 meses | -[2] | - |
| Formula | Mediana | Mediana | Mediana | Promedio | Mediana | Promedio | - | - |
| Frecuencia datos | Diaria | Diaria | Diaria | Diaria | Diaria | Diaria | - | - |

La mayoría de los reguladores emplean series de 15 años atrás. Los organismos reguladores emplean ventanas extensas, pero que no incluyan ningún cambio estructural en la economía; es decir, que el país experimente estabilidad durante el horizonte temporal seleccionado para poder reflejarlo en el cálculo del riesgo.

Este parámetro también podría considerar un periodo mayor a los 5 años para reducir su volatilidad, ya que el promedio móvil a 5 años ha oscilado entre un 1.26% y 5.89%. Cabe señalar que hay incertidumbre si realmente el riesgo país compensa los factores de riesgos políticos, económicos y de seguridad, así como los incobrables, las pérdidas operativas y las barreras de crecimiento que incurre un distribuidor de gas natural en México, con enfoques de compensar el riesgo de inversión.

## 2.4 Beta de activos

Las prácticas utilizadas para la determinación de la beta de activos en las diferentes revisiones tarifarias de la región se resumen en la siguiente tabla:

Tabla 9: Comparación de los criterios adoptados para estimar el Beta sectorial.

| Tasa libre de riesgo | Brasil-COMGÁS/ARSESP | Brasil-GBD / ARSESP | Brasil-GNSPS/ ARSESP | Brasil-GASMIG-SEDECTES | Brasil-CEG/CEG RIO-AGENERSA | Argentina-ENARGAS | Colombia - CREG | Chile - CNE |
|---|---|---|---|---|---|---|---|---|
| Ventana | 5 años | 5 años | 5 años | 5 años | 5 años | 5 años | 5 años | 2 años |
| Frecuencia datos | Diaria | Diaria | Diaria | Diaria | Diaria | Diaria | Diaria | Mensual |

Como se puede verificar en la comparativa, prácticamente existe un consenso en el uso de datos diarios de 5 años.

[2] Colombia ni Chile utilizan riesgo país ya que utilizan bonos locales los cuales ya incorporan este spread.

3. Inconsistencias en la metodología

El modelo CAPM utiliza la Beta como medida de sensibilidad de la volatilidad de la actividad de transporte en Estados Unidos respecto del *benchmark* (la variación de su rentabilidad y riesgo asociado respecto al mercado).

La Beta desapalancada mide el riesgo del capital propio de la empresa o *Equity*, mientras que la Beta reapalancada se utiliza en modelos en donde se retribuye tanto el capital propio como el endeudamiento.

En el Anteproyecto, no es claro si la rentabilidad determinada con la metodología CAPM en la que se utiliza la Beta reapalancada, considera una estructura de capital 100% *Equity*. En este caso no es comparable el nivel de endeudamiento y costos de deuda de empresas con actividad de Distribución de Gas Natural en México con respecto a las empresas con actividad de Transporte de Estados Unidos, aunque se utiliza una Beta que recoge el nivel de endeudamiento de las empresas de EUA, no se recoge el riesgo asociado de endeudamiento en México, y aparte se retribuiría con una estructura de capital solo 100% *Equity*.

La serie construida para la Beta desapalancada del mercado de transporte con la muestra de empresas *midstream* de EUA (NYSE Oil & Gas pipelines) oscila entre 0.32 y 0.72, un rango con una Beta inferior a 1, lo que significa que es un mercado que implica un menor riesgo comparado con el mercado, es decir con el comportamiento de los rendimientos del mercado accionario en Estados Unidos:

Figura 2: Beta Desapalancada

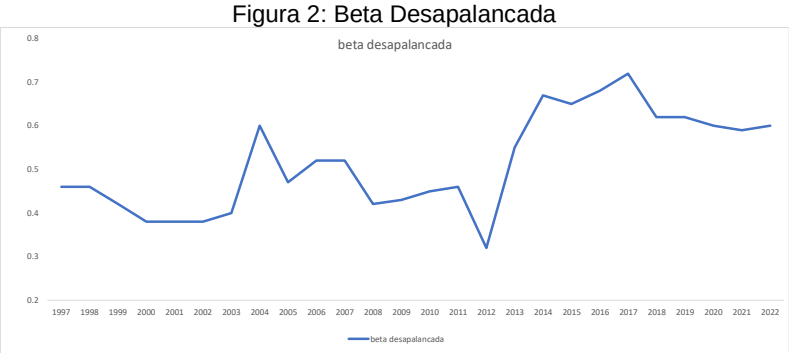


En el Anteproyecto se propone un coeficiente de volatilidad que compense el riesgo entre las distintas actividades económicas entre un país y otro, y propone que sea la razón de las volatilidades de sus rendimientos de empresas de Distribución contra las de Transporte de EUA. El resultado de este cálculo no es razonable para efectos de compensar el riesgo asociado entre ambas actividades y para distintos países, ya que los mercados de EUA son más maduros, estables y seguros, en comparación con estos mismos mercados en México, los cuales representan un riesgo mayor en cuanto a aspectos económicos, políticos y sociales.

4. Impacto en el Límite de Rentabilidad Máxima (LRM)

A continuación se muestra el valor del LRM usando las ventanas temporales propuestas por la Comisión para cada uno de los componentes de la metodología de CAPM, desde el año 1997 hasta el año 2022. Se adjunta archivo “1. CAPM nueva fórmula”.

Figura 3: Comportamiento del LRM usando parámetros con plazos definidos por la Comisión

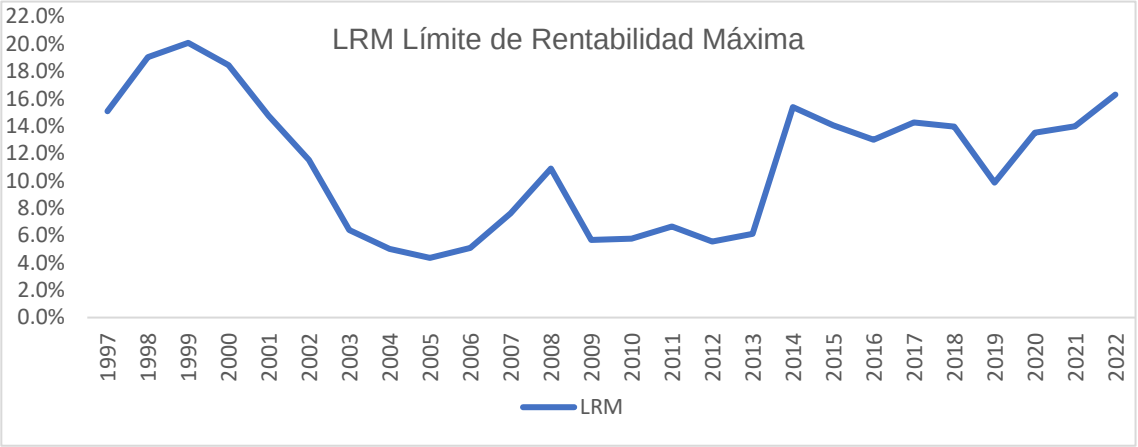


En los valores históricos observados, el valor que correspondería al LRM se encuentra entre 4.36% y 20.09%, bajo este escenario, se concluye que la metodología propuesta no evita efectos económicos coyunturales, no da estabilidad al precio del usuario final, no estabiliza los ciclos económicos y financieros del mercado; es decir, se obtienen tasas tan bajas de rentabilidad que afecten las inversiones en la industria y por lo tanto su desarrollo, así como escenarios de rentabilidades muy altas que afectan a los usuarios finales.

Para mayor detalle, se adjunta al presente documento el anexo “CAPM”, que incluye la memoria de cálculo.

Figura 4: LMR con parámetros calculados con referencias de 5 y 20 años

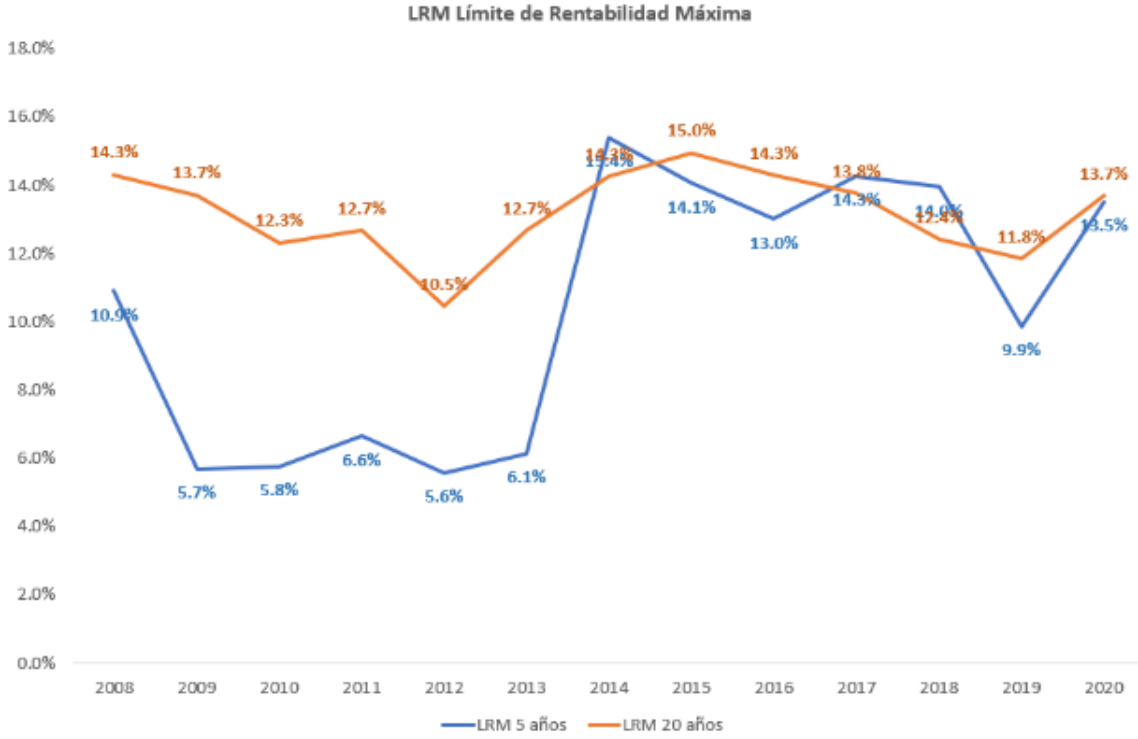


En la gráfica anterior, así como en la memoria de cálculo, compartimos un ejercicio realizado con cada uno de los parámetros de la metodología CAPM con el promedio móvil a 20 años en la cual se puede observar una mayor estabilidad de la retribución en el tiempo, situación que podría ser más estable aún, con un promedio móvil de 30 años.

5. Cuestionamientos

- Se solicita a la Comisión la justificación estadística de la reducción de las ventanas temporales en:
  a) Tasa libre de riesgo
  b) Rendimiento en el mercado accionario
  c) Riesgo país

- Se solicita a la Comisión, explicar o demostrar el beneficio de reducir las ventanas temporales antes comentadas o por qué es más representativo el uso de ventanas a más corto plazo en el cálculo del CAPM para el mercado de distribución en México.

- Se solicita a la Comisión, indicar cuáles fueron las medidas estadísticas utilizadas para determinar que las series de datos de 5 años atrás evitan la volatilidad de las variables del modelo CAPM.

- Se solicita a la Comisión, aclarar si consideró la aplicación de medidas regulatorias ante el riesgo de cambios bruscos en la tasa máxima de rentabilidad que resulta del modelo CAPM utilizando datos históricos de 5 años y, en su caso, cuáles son dichas medidas.

- Se solicita a la Comisión, aclarar cuál metodología estadística y/o medida regulatoria utilizaría en caso de que la prima de mercado sea negativa.

- Se solicita la Comisión, aclarar qué medida estadística utilizaría para eliminar las coyunturas económicas que afectan el resultado de la metodología de CAPM por el uso de datos de series temporales de 5 años.

- Se solicita a la Comisión, explicar por qué la tasa equivalente anual del mercado accionario no es convertida con un periodo de 251.8 días, en lugar de tomar los días que componen un año.

- Se solicita a la Comisión mostrar, en caso de haberla realizado, la comparativa para determinar el beneficio de usar series temporales de 5 años en lugar de 30 o 20 años.

- Se solicita la Comisión, explicar el análisis que llevó a cabo para determinar si cambios drásticos en el valor del LRM podrían afectar el desarrollo de la industria de gas natural.

- Se solicita la Comisión, explicar cómo una metodología que puede resultar en tasas de rentabilidad muy volátiles, podría incentivar a los permisionarios para continuar con el desarrollo de la redes de distribución de gas natural.

C. Fórmula de Flujo Neto y Costo Anual de la Inversión (CAI)

1. Fórmula del CAI

Para la determinación de Costo Anual de la Inversión, la Comisión propone la siguiente fórmula.

Tabla 1: Fórmula para obtener el valor de CAI.

$$CAI = \sum_{j=1}^{m} I_j * \left[\frac{i(1+i)^{n_j}}{(1+i)^{n_j} - 1}\right] * p_j$$

$$p_j := \begin{cases} r_j / n_j & si\ r_j < n_j \\ 1 & si\ r_j = n_j \end{cases}$$

Donde:

| | |
|---|---|
| $CAI =$ | Costo Anual de la Inversión. |
| $I_j =$ | Inversión erogada en el activo $j$. |
| $i =$ | Tasa de rentabilidad anual. |
| $n_j =$ | Vida útil del activo $j$, conforme lo establecido en el Anexo II de las presentes DACG de Tarifas de Distribución. |
| $m =$ | Total de activos fijos al cierre del año de supervisión. |
| $r_j =$ | Vida remanente del activo $j$. |
| $p_j =$ | Factor de proporcionalidad de la vida remanente. |

Dicha fórmula, también conocida como “sistema de amortización francés” o “factor de recuperación del capital”, implica una serie de pagos iguales o cuotas fijas y tiene como objetivo encontrar el valor de una serie uniforme futura durante “n” periodos que permite igualar al flujo de salida en el presente, también llamado inversión o principal. En otras palabras, permite igualar el flujo negativo de inversión, con flujos positivos futuros iguales durante un determinado número de periodos “n”.

Si bien la fórmula empleada es correcta, la aplicación propuesta carece de soporte metodológico, ya que contiene elementos adicionales que no permiten su correcta ejecución, los cuales se describen a continuación.

2. Elementos adicionales del CAI

Es necesario recordar que la cantidad de flujos futuros iguales para un determinado activo o inversión está dado por el término $n_j$, el cual se determina como **vida útil del activo**, sin embargo, consideramos que lo el término correcto para el cálculo de dichos flujos debería ser la vida útil remanente del activo, el cual se denomina como $r_j$, lo anterior, debido a que la propuesta tendría una incongruencia financiera al reconocer rendimientos sobre una temporalidad de vida útil total del activo y no sólo sobre la vida útil remanente del mismo. Adicional a esto, se adhiere el elemento $P_j$ como el factor de proporcionalidad de la vida remante, el cual define matemáticamente como la proporción de vida útil remanente del activo, respecto de su vida útil total del activo cuando su vida remanente aún es inferior a su vida útil. En este sentido, el factor tiene el valor 1 cuando los activos se encuentran cien por ciento depreciados.

Si bien los permisionarios hemos interpretado que este factor tiene el objeto de convertir la inversión bruta a neta, entendiéndose por inversión bruta el importe de la inversión sin descontar la depreciación, e inversión neta el importe de la inversión descontando la depreciación en el periodo “n”, consideramos que se debe aclarar el objetivo que cumple este factor de proporcionalidad dentro de la fórmula del CAI.

Asimismo, es importante que se aclare cómo realiza el reconocimiento del gasto por depreciación, que en la regulación vigente es un componente del ingreso requerido y el cual permite recuperar y sustituir las inversiones en el tiempo. Por ello es importante

que se revele cómo se encuentra implícita la depreciación en esta fórmula, dado que en la misma se amortiza el capital de la inversión y el rendimiento, y al inicio del periodo del plazo de vida útil de cada inversión se amortiza menor proporción de capital y mayor proporción de rendimiento dentro de las cuotas fijas, y la situación contraria para los últimos años de vida útil de la inversión, por lo que se interpreta que la recuperación de la depreciación en la presente fórmula no es lineal y es incongruente con el método de depreciación en línea recta para la vida útil de los activos en los estados financieros.

Adicional a lo anterior, la fórmula debería de considerar recoger los efectos inflacionarios de las inversiones, para efectos de reconocimiento de rentabilidad, es decir, la fórmula debe de considerar el Índice Nacional de Precios al Consumidor (INPC) para la reexpresión de los activos, con el objetivo de mantener congruencia financiera al momento de calcular la rentabilidad observada de los permisionarios.

3. Aplicabilidad anual del CAI

En el Anteproyecto se propone calcular el CAI considerando el valor neto de la inversión al cierre del año de supervisión, es decir, es necesario clarificar la interpretación de esta aseveración, dado que la manera correcta de ejecutar el cálculo del CAI es el siguiente:

Para evaluar una inversión (en este caso en activos usados para la distribución de gas natural) se deben comparar con los flujos que se producen en diferentes momentos del tiempo, o bien, durante la vida útil del activo en cuestión, de tal manera que se cumpla lo determinado por la propia Comisión en el punto 10.3 del Anteproyecto “que permite un flujo neto igual a cero, conforme a la metodología descrita”.

Es decir, una inversión (activos iniciales y de expansión usados para la distribución de gas natural) debe evaluarse por primera y única vez bajo la metodología propuesta por la Comisión al momento de la inversión y en ese punto focal calcular el valor de los “n” flujos futuros necesarios (CAI) durante los “n” años de vida útil remanente a una tasa de rendimiento fija definida en ese año (punto focal) por la Comisión; en otras palabras el valor del CAI debe mantenerse constante hasta el final de la vida útil y solo sufrir reexpresión.

Cuando se considera que la inversión debe evaluarse de forma anual y esta debe tener el valor neto del activo, automáticamente se está impidiendo al permisionario obtener la tasa de retorno fijada en el Anteproyecto, toda vez que la depreciación no es un componente del flujo de efecto al no ser una salida real de dinero.

Por tanto, la metodología propuesta es correcta, pero la aplicación y la adaptación realizada no permite el cálculo correcto del CAI.

4. Fórmula de Flujo Neto

En el Anteproyecto se define la fórmula del cálculo del flujo neto de la siguiente manera:

$$FN = I - (OMAV + CAI + Imp)$$

Donde:

| | |
|---|---|
| $FN =$ | Flujo Neto. |
| $I =$ | Ingresos anuales del Servicio de Distribución basados en la información de los estados financieros dictaminados, conforme el Anexo II de las presentes DACG de Tarifas de Distribución. |
| $OMAV =$ | Costos de Operación, Mantenimiento, Administración y Ventas del Servicio de Distribución, durante el año de supervisión, basado en la información de los estados financieros dictaminados, conforme el Anexo II de las presentes DACG de Tarifas de Distribución. |
| $CAI =$ | Costo Anual de la Inversión. |
| $Imp =$ | Impuestos a las utilidades, basado en la información de los Estados Financieros Dictaminados. |

Si bien es cierto la fórmula es financieramente correcta, se detectaron omisiones de aplicación importantes:

a) Efecto volumen. Los ingresos de distribución son el resultado de la aplicación de las tarifas sobre los volúmenes distribuidos a cada mercado; sin embargo, las proyecciones de volumen pueden ser muy distintas en la realidad, debido a factores exógenos como la disponibilidad de capacidad en los sistemas de transporte, precios del gas natural, clima, geopolítica, estacionalidad, etc., los cuales no dependen del distribuidor.

   En este sentido el Anteproyecto implicaría que un volumen adicional al previsto en el plan de negocios obligue al permisionario a ajustar su tarifa en el curso del año, pues de lo contrario, excederá el LRM. Y, por el contrario, un menor volumen al previsto implicará no alcanzar el LRM, ya que la tarifa no se puede incrementar una vez autorizada por la Comisión.

b) Activos de conexión. No se menciona el tratamiento que recibirán los ingresos por cargos de conexión, y se deja abierto a interpretaciones cuáles serán los ingresos de la fórmula.

c) Impuestos. E en el Anteproyecto se menciona que se considerarán los registrados en los estados financieros, lo cual conlleva una serie de inconsistencias metodológicas. Es decir, los impuestos incluidos en los estados financieros son el resultado de los ejercicios fiscales, no son los impuestos asociados a las actividades reguladas por la Comisión.

   Para evitar que la fórmula de flujo neto incluya aspectos fuera del ámbito de injerencia de la Comisión, es necesario que estos sean calculados teóricamente, tal como se realiza actualmente.

   Es decir, los impuestos son calculados como aquel flujo que será necesario pagar al fisco como resultado de la actividad regulada del año en cuestión y no los impuestos realmente pagados como una empresa fiscal ya que estos incluyen movimientos de años anterior, actividades no reguladas, actividades reguladas distintas a la distribución, etc.

d) Costos de operación y mantenimiento y gastos de administración y ventas (OPEX u OMAV). Dentro de la fórmula del Flujo Neto, se menciona que adicionalmente se podrá revisar el nivel de costos eficientes en la industria, sin especificar el objeto de este estudio. Al respecto, dicha revisión no sería consistente con la metodología de rentabilidad máxima. Adicionalmente, es

importante considerar que, por normativa contable, ciertos arrendamientos operativos y financieros de algunos activos, ya no se registran contablemente como costos y gastos, sino que se registran como activos y se amortizan contra los pasivos, mismos que representan una salida de efectivo y deben ser considerados en el cálculo de la tarifa, asimismo considerar el capital de trabajo que tiene cualquier permisionario que asume riesgo de liquidez por sus ciclos de caja entre el pago a proveedores y recuperación de cartera.

Otro punto importante de los OMAV que se debe reconocer en la tarifa y por ende en la rentabilidad del negocio, es el de los intereses y gatos financieros, los cuales están registrados como otros gastos en los estados de resultados de las empresas, y que son pagos de cupones que las empresas deben cubrir por emisiones de títulos de deuda que contengan a plazos y con los cuales se desarrollaron los proyectos. El Anteproyecto debería incluir en la fórmula los gastos e intereses financieros incurridos por un permisionario para el financiamiento de su capital para la expansión y mantenimiento de su infraestructura y proyectos.

5. Tasa de Rentabilidad Observada

Si bien es cierto que en el Anteproyecto se expone parcialmente la aplicación del flujo neto en el proceso de supervisión anual, respecto a la Tasa de Rentabilidad Observada se menciona lo siguiente:

**10.4.** El mecanismo de supervisión se llevará a cabo calculando la Tasa de Rentabilidad Observada que equivale al promedio aritmético de las tasas de rentabilidad anuales disponibles del Periodo Regulatorio en curso, referida en la disposición inmediata anterior, éste se obtendrá de la información entregada anualmente por el Distribuidor conforme al Apartado Sexto de las presentes DACG de Tarifas de Distribución.

**10.5.** La Comisión supervisará anualmente, que la Lista de Tarifas Máximas y Otros Cargos Regulados aprobados al Distribuidor no deriven en una Tasa de Rentabilidad Observada mayor que el $LRM + I_E$.

Es decir, al leer el párrafo se asume que la tasa de Rentabilidad Observada será calculada a partir de valor que se obtenga del flujo neto en el año de supervisión; no obstante lo anterior, para poder entender la metodología propuesta, es imprescindible contar con el análisis numérico realizado por la Comisión, estando en el entendido de que, previo a la emisión del Anteproyecto, debió realizar cálculos matemáticos y financieros para justificar los argumentos de su propuesta, considerando la situación de cada distribuidor y de la industria, con ejemplos claros y precisos, ya que cuentan con información de todos los permisionarios de distribución.

6. Cuestionamientos

- Se solicita a la Comisión, explicar el beneficio financiero y económico de cambiar la metodología a un flujo de efectivo.

- Se solicita a la Comisión, presentar el análisis documental y económico que llevó a cabo para determinar la metodología de flujo de efectivo para llevar a cabo la supervisión del LRM.

- Se solicita aclarar si el numerador de la fórmula del CAI debe considerar la vida útil, o la vida remanente y ¿por qué?

- Se solicita a la Comisión explique la lógica en la construcción de la fórmula de cálculo de la variable $P_j$ o señale la fuente de referencia.

- Se solicita a la Comisión, explicar por qué la variable Pj es la adecuada para aplicar un factor de proporcionalidad de la vida remanente, frente a otros mecanismos.

- Se solicita a la Comisión, aclarar por qué la variable Pj afecta a todo el factor de recuperación capital.

- Se solicita a la Comisión, explicar cuál es la justificación para tomar el valor neto de la inversión para calcular el CAI.

- Se solicita a la Comisión, presentar los análisis que haya realizado para comprobar que la aplicación de la fórmula propuesta para estimar el CAI, le permite al permisionario obtener los flujos futuros necesario para obtener la tasa aprobada por la Comisión.

- ¿La Comisión cuenta con un ejemplo práctico de aplicación de la propuesta de FN y CAI para uno o más permisos de distribución? En su caso, ¿podría dar a conocer a los permisionarios la comprobación matemática, económica y financiera sobre la aplicabilidad de esta metodología?

- Se solicita a la Comisión, explicar cómo se evitará transferir riesgos adicionales al permisionario y al usuario por usar el ingreso percibido registrado en los estados Financieros en la fórmula de flujo neto.

- Se solicita a la Comisión la justificación para para incluir los impuestos registrados en los estados financieros -y no los asociados a la actividad- en el cálculo tarifario.

- Se solicita a la Comisión, explicar cómo se pueden mitigar los efectos de factores exógenos que pudieran afectar la demanda prevista en el plan de negocios del permisionario, que es la que utiliza para determinar las tarifas tales que no excedan el LRM, particularmente cuando la demanda es mayor en la realidad.

- Se solicita a la Comisión, detallar el proceso que pretende realizar para evaluar la eficiencia de costos OMAV, tal como lo menciona en el Anteproyecto.

- Se solicita la Comisión, explicar contablemente cómo separa los impuestos reales, devengados, acreditables y por acreditar, del proceso de supervisión anual de un ejercicio para evitar ajustes retroactivos de años anteriores.

- Se solicita la Comisión, explicar matemática, financiera y contablemente cómo será calculada la fórmula de flujo neto cuando una empresa fiscal tenga más de un permiso de distribución, o bien tenga permisos de otras líneas de negocio diferentes a distribución; toda vez que los impuestos registrados en estados financieros se realizan de acuerdo a las normas dictas por la SHCP, en la cual existe la obligación de calcularlos de acuerdo a la totalidad de utilidad de una empresa fiscal y no por permiso.

- Se solicita la Comisión, presentar los ejemplos numéricos del cálculo del flujo neto y del CAI que haya realizado previo a la emisión del Anteproyecto, así como del cálculo de la tasa de rentabilidad observada.

- Se solicita la Comisión la demostración financiera que el cálculo del flujo neto es comparable con el LMR.

D. Reconocimiento de la Inflación en los Activos para efectos de Rentabilidad

1. Afectaciones al patrimonio por el no reconocimiento de la reexpresión de los activos

La reexpresión de la base de activos regulada con la inflación mexicana está justificada en términos financieros, siendo esta la forma en que los permisionarios puedan obtener reamente la rentabilidad razonable aprobada por la Comisión. Bajo el criterio de no reexpresión que se pretende implementar, la rentabilidad que estaría obteniendo el permisionario sería sobre el valor al que se adquirieron los activos en el pasado, específicamente en su fecha de adquisición, y no sobre el valor actualizado de los activos.

Esto implicaría una pérdida para los permisionarios, equivalente a la inflación acumulada, concepto que precisamente tiene por objeto el reconocimiento del valor del dinero en el tiempo.

Gráfico 1. Ejemplo de rentabilidad sobre activos vs LRM

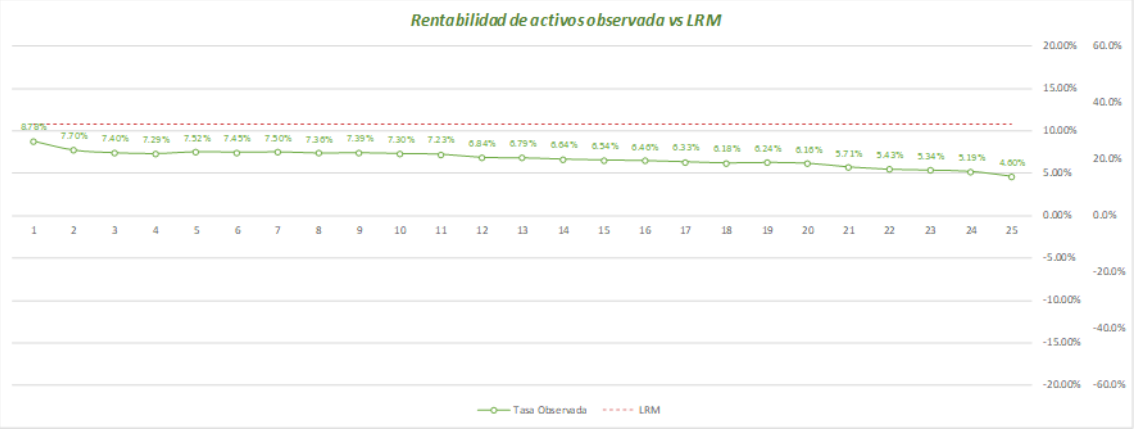


El gráfico anterior muestra un plan de negocios a 30 años que parte de la estructura de un requerimiento de ingresos nominal, el cual retribuye los activos a su valor de adquisición, con una tasa del 10.74%, es decir el Límite de Rentabilidad Máxima propuesto en el Anteproyecto. Posteriormente, calcula una tarifa nominal en el tiempo, misma que es multiplicada por una demanda para obtener el ingreso sobre el cual se obtienen los rendimientos al restarle los costos de operación y mantenimiento y gastos de administración y ventas (OPEX u OMAV) y la amortización de forma constante.

Este importe del rendimiento es comparado contra la misma base de activos del requerimiento de ingresos, pero reexpresada, es decir reconociendo los efectos de inflación de la inversión en el tiempo, así como la amortización. El resultado que se obtiene para los seis quinquenios es que bajo el supuesto de la no reexpresión de la BAR, los permisionarios en ningún momento lograrían obtener la tasa del LRM del 10.74%.

Bajo este mismo enfoque, pero simulando flujos de caja y calculando para cada año la tasa interna de retorno, se logra concluir que ni al inicio ni al final del periodo de la inversión se logra obtener la rentabilidad aprobada o LRM:

Gráfico 2. Simulación de TIR vs LRM

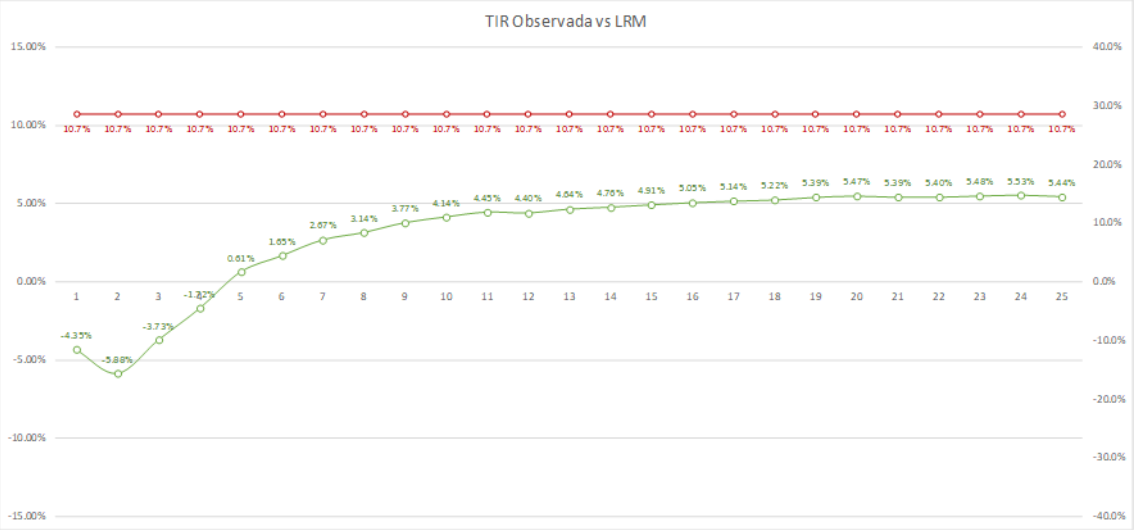


Lo anterior muestra que la tasa de rentabilidad observada de un permisionario para un periodo específico se debe medir sobre las inversiones reexpresadas o actualizadas por inflación al periodo base de revisión, con el objetivo de reconocer el valor del dinero en el tiempo sobre los montos de inversión ejercidos por parte del permisionario. Se adjunta memoria de cálculo denominado “Modelo Financiero Reexpresión de Activos”.

La actual propuesta en relación con el cálculo del CAI y Flujo Neto para efectos de la supervisión del LRM, resulta incongruente desde un punto de vista financiero, ya que el no reconocer los efectos de inflación de los activos en el tiempo no permitiría a los permisionarios alcanzar el LRM, es decir, la rentabilidad que la propia Comisión estaría determinando como razonable.

Es importante mencionar que el Sistema de Administración Tributaria (SAT), reconoce los efectos inflacionarios en la depreciación de los activos, para la deducción fiscal en las utilidades de los permisionarios, es decir, que no obstante la modificación del criterio contable, el SAT continúa utilizando el criterio de la reexpresión.

2. Criterio contable vs teoría financiera

En la contabilidad habitual, los activos fijos son registrados a su valor de adquisición (Monto Original de la Inversión o “MOI”) debido a que, desde el 1 de enero de 2008, dejó de ser una obligación contable la “reexpresión” de los estados financieros de acuerdo con lo estipulado por el boletín B-10; es decir, se dejaron de reconocer los efectos de la inflación en las partidas de los estados financieros cuando hubiera entornos no inflacionarios, y sólo se reconocerían estos efectos de inflación en los estados financieros cuando existieran entornos inflacionarios. De conformidad con lo establecido en la NIF B-10 vigente, se considera un entorno inflacionario cuando la inflación de 3 ejercicios anuales anteriores sea igual o superior que el 26% o el promedio anual del 8%, en caso contrario se considera que el entorno es no inflacionario.

Lo anterior significa una modificación a nivel contable por parte de la compañía propietaria del permiso para cumplir con las reglas contables, más no debería implicar un impacto en lo relativo a la retribución de los activos regulados; es decir, el hecho de que no sea una obligación contable reconocer los efectos de la inflación en los estados financieros en entornos no inflacionarios, no significa que el permisionario no debería obtener una rentabilidad sobre el valor de los activos fijos ajustados por el nivel de precios. Por tanto, se debe diferenciar el enfoque contable del financiero. En ese sentido, la reexpresión para efectos de presentación de estados financieros basada en entornos inflacionarios y no inflacionarios, no tiene relación con el enfoque financiero

para efectos de rentabilidad y de retorno de la inversión considerando el valor de la moneda en el tiempo.

La inversión debe considerar los efectos inflacionarios para efectos del cálculo de la rentabilidad y para efectos de la amortización del retorno de la inversión en el mediano y largo plazos y, en ese sentido, la rentabilidad que debería ser observada en la fórmula del CAI (Costo Anual de la Inversión) y flujo neto de los permisionarios que se pretende utilizar para la supervisión de la rentabilidad, deberá medirse sobre la base de activos reexpresada; es decir, con el reconocimiento de inflación en el valor de adquisición de los activos fijos históricos, desde su fecha de alta del activo hasta la fecha base que se encuentre el periodo en revisión, esto con el fin de que se reconozca en la rentabilidad real obtenida por el permisionario.

Conforme a lo argumentado anteriormente, un cambio en la metodología contable no debería significar un cambio que afecte la regulación de la retribución y su congruencia en términos financieros.

De hecho, cuando se comparan activos sin la inflación acumulada con ingreso resultante de la aplicación de tarifas que sí capturan dicha inflación, se estarían cometiendo omisiones graves financieras que pondrían en riesgo la viabilidad del proyecto.

Cabe mencionar que emitir una nueva regulación con el objetivo de incentivar el crecimiento de la industria de distribución de gas natural en México, que implique una incongruencia financiera en el reconocimiento de los rendimientos, sería una mala señal para los inversionistas del sector e incluso resultaría contraria a dicho objetivo.

## 3. Experiencia internacional

A continuación, se citan extractos de documentos regulatorios en los que se puede corroborar que la actualización de la base de activos por índices de inflación es una práctica común. Se citan regulaciones latinoamericanas, así como europeas.

### 3.1 Regulación en el Estado de San Pablo, Brasil

*"Conforme a normativa regulatória vigente, as tarifas da Concessionária se estabelecem no momento da revisão em termos reais e estão sujeitas a ajustes periódicos por inflação doméstica (IGPM) dentro do ciclo tarifário. Portanto, corresponde e é consistente re-expressar a Base Tarifária ao início de um novo ciclo tarifário (ou no momento da revisão). Em outras palavras, se for a ser aplicado um ajuste por inflação, todos os fluxos de caixas utilizados no novo cálculo tarifário (incluída a Base Tarifária inicial) têm que estar expressos a preços do momento inicial, isto é, a Base Tarifária tem que estar expressa em preços constantes no momento da revisão.*

*Este procedimento, que na literatura regulatória internacional é conhecido como "roll-forward da base tarifária", já foi utilizado para determinar o valor da Base de Remuneração Regulatória Líquida (BRRL) no momento de início do Segundo Ciclo tarifário na oportunidade da revisão tarifária anterior para cada Concessionária. Indexando a Base Tarifária ao início do ciclo regulatório a preços desse momento, assegura-se que o valor real do ativo reconhecido na Base Tarifária permaneça constante."*[3].

El extracto anterior, citado en su idioma original, señala que la normativa regulatoria vigente en San Pablo, Brasil, establece las tarifas del Concesionario en términos reales al momento de la revisión y están sujetas a ajustes periódicos por inflación nacional dentro del ciclo tarifario.

[3] "ARSESP, Metodologia detalhada para o processo de revisão tarifaria das concessionárias de gás canalizado do estado de São Paulo; Terceiro ciclo tarifário; 2009"

Por lo tanto, corresponde y es consistente reexpresar la Base Tarifaria al inicio de un nuevo ciclo tarifario (o al momento de la revisión). Es decir, todos los flujos de efectivo utilizados en el cálculo de la nueva tarifa (incluida la Base Tarifaria inicial) deben expresarse a los precios del momento inicial, es decir, la Base Tarifaria debe expresarse a precios constantes en el momento de la revisión.

Este procedimiento, que en la literatura regulatoria internacional se conoce como "*rollforward* de la base tarifaria", ya ha sido utilizado para determinar el valor de la Base de Activos Regulada al inicio del segundo (o nuevo) ciclo tarifario en el momento de la previa revisión tarifaria para cada Concesionario. Al indexar la Base Tarifaria al inicio del ciclo regulatorio a los precios de ese momento, se asegura que el valor real del activo reconocido en la Base Tarifaria se mantenga constante.

### 3.2 Regulación en el Reino Unido

> *"Inflation is central to regulation. It is a given, in the UK and abroad, that investors' returns should allow for inflation, and that what matters are the real returns received by investors. There are two ways in which this can be achieved. The first is typical of the majority of UK regulatory precedent. Inflation is compensated for through annual indexation and applied to the assets on which a real return is allowed. The second approach is to wrap expectations of inflation into the nominal WACC calculation. Here, the regulatory asset base (RAB) is not adjusted to allow for inflation; the necessary compensation is provided by the WACC calculation itself."*[4]

En el texto anterior, referente a la regulación en Reino Unido, evidencia la importancia del reconocimiento de la inflación en la regulación tarifaria, así como el hecho de que los rendimientos de los inversionistas consideren la inflación, pues ello implica que reciban rendimientos reales.

Conforme al extracto citado, la determinación de los rendimientos reales se puede hacer de dos formas. La primera, es compensar mediante inflación anual y aplicar dicha inflación a los activos regulados. La segunda forma, consiste en incluir las expectativas de inflación en el cálculo del costo promedio ponderado del capital (WACC, por sus siglas en inglés) nominal.

Solo en este caso la BAR no se ajusta por inflación, pues la compensación necesaria la proporciona el propio cálculo del WACC.

Cabe señalar que el enfoque de la reexpresión de la BAR mencionado anteriormente es igualmente aplicable para la depreciación de los activos, la cual es reconocida en la regulación vigente como componente del requerimiento de ingresos, conocida también como el gasto por depreciación anual reexpresada.

La depreciación también debe de recoger el efecto de la inflación, o ser calculada sobre una base de activos reexpresada, dado que ésta representa la recuperación y sustitución de los activos en el tiempo, por lo tanto, conocemos que la inflación afecta constantemente los precios de los insumos en el tiempo, por lo que es congruente financieramente que ésta recoja los efectos inflacionarios de forma periódica.

## 4. Cuestionamientos

- ¿Cuál sería el argumento de la Comisión para determinar que si una norma contable, en este caso particular, la NIF B-10, no reconoce inflación o reexpresión en los estados financieros en entornos no inflacionarios, se puede trasladar al aspecto financiero del negocio de distribución al no reconocer la

[4] "Oxera, Which WACC when? A cost of capital puzzle; Advancing economics in business; 2005"

inflación en las inversiones históricas reguladas para efectos de retribución a los permisionarios?

- Se solicita a la Comisión, presentar los cálculos que en su caso haya realizado, en los que se demuestre que con la metodología propuesta y los criterios establecidos en el Anteproyecto, los permisionarios pueden alcanzar el límite de rentabilidad máxima?

- ¿Cuáles referencias de la regulación internacional revisó la Comisión para determinar que la BAR no debería ser reexpresada o revaluada?

- Se solicita la Comisión la demostración matemática de que no existen inconsistencias al no reexpresar o ajustar por inflación la base de activos del permisionario y aplicar la fórmula de Flujo Neto con ingreso, que si capturan los efectos inflacionarios anuales.

- Se solicita a la Comisión, indicar si la metodología propuesta se aplica en algún otro país y, en su caso, cómo se eliminan las diferencias que surgen al comparar montos con valor del tiempo diferentes en dicho país.

E. Mecanismo de Supervisión

1. Comentarios Generales

Del análisis del procedimiento de Mecanismo de Supervisión, se desprenden las siguientes implicaciones en la actividad de distribución:

- La aplicación de dicho mecanismo ocasionaría volatilidad en la lista de tarifas máximas que se cobran a los usuarios.
- Debido a la falta de certeza de que las tarifas resultantes de la aplicación del mecanismo de supervisión permitan cubrir las erogaciones necesarias, surgen riesgos operativos para garantizar la continuidad y seguridad en la prestación del servicio.
- Incertidumbre sobre la viabilidad de las fórmulas propuestas al no ser claro el criterio para la determinación de los rangos de ajuste sobre la rentabilidad.
- La aplicación de esta metodología podría desincentivar el desarrollo y expansión de redes de distribución en México, debido a la incertidumbre ocasionada por las penalizaciones a la tasa de rentabilidad, afectando directamente a los consumidores de gas natural.

2. Rangos de ajuste a la tasa de rentabilidad y a la lista de tarifas máximas.

2.1 Criterios para la determinación de los rangos

En el numeral 11.6 de las DACG, se propone la siguiente fórmula para la determinación del rango entre la tasa de rentabilidad del permisionario con respecto al $LRM + I_E$:

$$Determinación\ del\ rango = \frac{T_R}{LRM + I_E}$$

En el mismo orden de ideas, se definen los rangos para ajustar la tasa de rentabilidad de acuerdo con las siguientes fórmulas:

1er. Rango: cuando la Determinación del rango, referido en el inciso anterior, sea mayor a 1 y menor o igual a 1.15 veces el $LRM + I_E$:

$$TM_{t+2} = \left[1 - \frac{T_R - (LRM + I_E)}{LRM + I_E}\right] * TM_t$$

2do. Rango: cuando la Determinación del rango, referido en el inciso I de la presente disposición, sea mayor a 1.15 y menor o igual a 1.45 veces el $LRM + I_E$:

$$TM_{t+2} = \left[0.9 - \frac{T_R - (LRM + I_E)}{LRM + I_E}\right] * TM_t$$

3er. Rango: cuando la Determinación del rango, referido en el inciso I de la presente disposición, sea mayor a 1.45 veces $LRM + I_E$:

$$TM_{t+2} = \left[0.8 - \frac{T_R - (LRM + I_E)}{LRM + I_E}\right] * TM_t$$

*Donde:*

| | |
|---|---|
| $TM_{t+2}$ | Lista de Tarifas Máximas y Otros Cargos Regulados ajustados. |
| $T_R$ | Tasa de Rentabilidad Observada del Distribuidor. |
| $LRM + I_E$ | Límite de Rentabilidad Máxima considerando el Incentivo a la expansión. |
| $TM_t$ | Lista de Tarifas Máximas y Otros Cargos Regulados vigentes. |

De lo anterior, se observa que se definen tres intervalos para clasificar la tasa de rentabilidad del permisionario con respecto al $LRM + I_E$.

Tabla 1. Rangos propuestos

| | Límite inferior | Límite superior |
|---|---|---|
| **Primer rango** | Mayor a 1 | 1.15 |
| **Segundo rango** | Mayor a 1.15 | 1.45 |
| **Tercer rango** | Mayor a 1.45 | |

En este sentido, la metodología no especifica los criterios estadísticos o financieros utilizados para definir tales intervalos, por lo que existe incertidumbre si estos rangos permiten clasificar adecuadamente las tasas de rentabilidad de los permisionarios.

Por otra parte, se definieron tres fórmulas para ajustar la lista de tarifas máximas de acuerdo con los intervalos de la tabla 1 anterior, en donde considera distintos factores de penalización. Sin embargo, tampoco se detallan los criterios utilizados para determinar tales factores de penalización, los cuales se muestran a continuación:

Tabla 2. Factores de penalización

| Ajuste a las tarifas máximas | Factor de penalización |
|---|---|
| $TM_{t+2} = \left[1 - \frac{T_R - (LRM + I_E)}{LRM + I_E}\right] * TM_t$ | 1 |
| $TM_{t+2} = \left[0.9 - \frac{T_R - (LRM + I_E)}{LRM + I_E}\right] * TM_t$ | 0.9 |
| $TM_{t+2} = \left[0.8 - \frac{T_R - (LRM + I_E)}{LRM + I_E}\right] * TM_t$ | 0.8 |

En caso de que se considere la aplicación de esta metodología, se impedirá que el permisionario obtenga una tasa de retorno igual o por lo menos cercana al LRM establecido. De hecho, sobre penaliza cualquier variación positiva evitando llegar a la LMR definido por la Comisión.

Asimismo, es importante recalcar que, si bien el objetivo de la metodología es el controlar la tasa de rentabilidad del permisionario, el cual se mide en la partida de utilidad neta de un flujo de caja descontado, al afectar la tarifa el mecanismo propuesto tiene impacto en todos los componentes del Requerimiento de Ingresos, o bien, del flujo de caja descontado, lo cual impide al permisionario recuperar los gastos y los impuestos mínimos para operar, afectando la correcta operación de los sistemas poniendo en riesgo la viabilidad de la prestación del servicio.

Para que la Comisión tenga mayores elementos de análisis se adjunta al presente documento el anexo “Ejemplo FN y CAI”, que contiene el cálculo de la rentabilidad observada con el exponente de la fórmula $n_j$ (vida útil) y $r_j$ (vida remanente), demostrando la inconsistencia de la fórmula del CAI, dado el rendimiento solo se debe reconocer sobre la vida remanente del activo.

3. Cuestionamientos

- En cuanto a la determinación de los rangos, no hay una explicación estadística respecto a los intervalos propuestos para determinar el ajuste de tarifas por un exceso en la LRM. Se solicita a la Comisión, detallar el criterio de determinación de dichos intervalos.

- Con base en la observación anterior, ¿cómo podemos garantizar que la propuesta de intervalos es la más eficiente para clasificar las tasas de rendimiento de los permisionarios?

- Se solicita a la Comisión, la justificación técnica e relación con que la aplicación de los factores de penalización reflejan adecuadamente un mecanismo sobre el control de la rentabilidad.

- Se solicita a la Comisión, presentar las demostraciones que, e su caso haya realizado, para determinar que el uso de esta metodología no generará impactos negativos en la correcta operación de los sistemas.

- Se solicita a la Comisión, mostrar los cálculos que, en su caso, haya realizado para evaluar el impacto de los ajustes propuestos sobre los ingresos de los Permisionarios.

- En el numeral 11.2 de las DACG de tarifas de distribución se menciona que el Mecanismo de Supervisión se aplicará anualmente a la lista de tarifas máximas a partir del primer año del Periodo Regulatorio, dado lo anterior ¿cómo garantizará que este mecanismo no impactará negativamente el comportamiento del mercado, derivado de la volatilidad que se pudiera presentar en las tarifas máximas?

- Con base en la pregunta anterior, ¿cómo garantizaría la Comisión que la volatilidad de las tarifas máximas no afectará a los consumidores finales de gas natural?

- ¿Cómo garantizará la Comisión que el mecanismo de supervisión no impactará en otros componentes del Requerimiento de Ingresos del Permisionario (Costos de operación, mantenimiento y administración e Impuestos), así como en actividades futuras de expansión y desarrollo?

- ¿Cómo garantiza la Comisión que el Mecanismo de supervisión será aplicable en los tiempos propuestos en las DACG de tarifas de distribución, de manera que el inicio del periodo de aplicación de las tarifas no se afecte por posibles retrasos en la evaluación?

- La Comisión propone un mecanismo de ajuste compensatorio cuando por causas atribuibles a la Comisión se retrase la aprobación y aplicación de las tarifas, sin embargo, se estima que las ecuaciones propuestas no compensan el ingreso no obtenido en el periodo. ¿Podría la Comisión demostrar que la ecuación efectivamente compensaría el ingreso no obtenido por no aplicar las tarifas a tiempo?

- El numeral 11.7 de las DACG de tarifas de distribución menciona que en caso de que el Distribuidor obtenga una Tasa de Rentabilidad Observada mayor al $LRM + I_E$, en 2 (dos) años consecutivas o en 3 (tres) años no consecutivas durante la vigencia del Permiso, la Lista de Tarifas Máximas y Otros Cargos Regulados se determinarán de oficio. En este sentido, se solicita a la Comisión, detallar el procedimiento, así como los criterios, para determinar las tarifas de oficio que estarán vigentes por un periodo de 5 años.

F. Parámetros para la determinación del Incentivo a la Expansión

El objetivo del anexo III Parámetros para la determinación del incentivo a la expansión señala lo siguiente:

“Presentar la metodología para la determinación del Incentivo a la Expansión aplicable a las empresas reguladas dentro de la industria de distribución de gas natural en México que cuenten con incrementos anuales en Usuarios Finales de Bajo Consumo (UFBC).”

Al respecto, si bien es comprensible que se trate de incentivar el uso del gas natural entre los UFBC, los permisionarios de distribución de gas natural por medio de ductos están obligados a prestar el servicio a todo tipo de usuarios y no aplicar prácticas indebidamente discriminatorias y, en todos los casos es necesario el desarrollo de nueva infraestructura, por lo que el incentivo que finalmente se determine, debe considerar el incremento de usuarios residenciales, comerciales e industriales, sin importar si se trata de UFBC o usuarios de gran consumo.

Por otra parte, en el numeral 2.1 se establece que el incentivo a la expansión se incrementará hasta un 3%. Al respecto, no resulta claro cuáles fueron los criterios que empleó la Comisión para determinar ese porcentaje como límite máximo del incentivo a la expansión y por qué sería hasta por ese porcentaje, asimismo, no se señala si en algún momento este porcentaje podría modificarse y bajo qué supuestos.

La fórmula del incentivo a la expansión, señalada en el numeral 2.2, se obtiene como el producto de los parámetros externos y parámetros internos, limitado a que el resultado sea menor o igual a 3 por ciento. No obstante, alcanzando cada parámetro su respectivo límite máximo, en el caso de parámetros externos: 3%, y en el caso de parámetros internos: 1, la multiplicación de ambos da por resultado 3%. No es claro por qué los factores externos serían ponderados por los factores internos, siendo que la ponderación es utilizada regularmente para dar participación a algunos indicadores o variables dentro de un índice compuesto.

1. Parámetros externos

Los parámetros externos se calculan con la adición de un riesgo A, el cual se refiere a la densidad de viviendas con toma de agua, expresada en número de viviendas por kilómetro cuadrado, y el riesgo B, que se refiere al porcentaje de viviendas con toma de agua que consumen gas natural como principal combustible.

Al respecto, no se expone la relación conceptual de dependencia de los indicadores que propone en los parámetros externos, es decir, el análisis que relaciona la densidad de viviendas con toma de agua y el porcentaje de viviendas con toma de agua que consumen gas natural como principal combustible con incentivos para desarrollar infraestructura nueva, con un nivel de incentivos suficiente para que el permisionario incremente la prestación del servicio. Por otra parte, es relevante que se valore que las condiciones socioeconómicas de las viviendas no necesariamente se explican por la disponibilidad de determinados servicios como lo es la disponibilidad de agua potable, ya que este es un bien necesario, que no tienen sustitutos, mientras que el gas natural como principal combustible encuentra sustitutos en otros bienes, a saber, gas LP y leña, principalmente.

Respecto de la información presentada en el Anteproyecto de Acuerdo, en su Tabla 3. Determinación de los parámetros externos, se identificaron diferencias considerables con cálculos propios realizados para replicar los indicadores ahí señalados, particularmente en Coahuila, Colima, Chihuahua, Chiapas y Ciudad de México.

Tabla 1. Réplica de indicadores

| Indicadores/Estados | Coahuila | Colima | Chiapas | Chihuahua | CDMX |
|---|---|---|---|---|---|
| Densidad viviendas con toma de agua[1] | 3.9161 | 187.2499 | 33.6504 | 3.3585 | 141.6264 |
| % de viviendas con GN[1] | 0.36% | 27.30% | 23.61% | 17.16% | 0.93% |
| | | | | | |
| Densidad viviendas con toma de agua[2] | 5.50 | 37.90 | 8.12 | 4.28 | 1654.32 |
| % de Viviendas con GN[2] | 17.04% | 0.89% | 0.14% | 27.30% | 23.50% |
| | | | | | |
| Diferencias | 1.59 | -149.35 | -25.53 | 0.92 | 1512.69 |
| | 16.7% | -26.4% | -23.5% | 10.1% | 22.6% |

1 Datos extraídos del Acuerdo por el que la Comisión Reguladora de Energía expide las disposiciones administrativas de carácter general que especifican la metodología de tarifas de distribución por medio de ducto de gas natural.

2 Elaboración propia con información de la Encuesta Nacional de Ingresos y Gastos de los Hogares, 2020. INEGI.

### 1.1. Riesgo A

El riesgo A de los parámetros externos, señalado en el numeral 3.2, se refiere a la densidad de viviendas con toma de agua, expresada en número de viviendas por kilómetro cuadrado. Este indicador se calcula por cada entidad federativa, y como se puede observar en la Tabla 3. Determinación de los parámetros externos, del Acuerdo existe una alta dispersión de la información que dicho indicador arroja, desde 2.8 viviendas/km2 en Baja California Sur, hasta 1,654.3 viviendas/km2 en la Ciudad de México.

Resulta evidente que existe una alta dispersión de viviendas en el territorio y, no obstante, es deseable una mayor penetración del servicio de distribución de gas natural por medio de ductos, se debe considerar que las redes de distribución se ubican principalmente en centros urbanos, grandes ciudades o zonas metropolitanas. En dichas demarcaciones la densidad de viviendas es, en principio, mayor que en zonas rurales y la dispersión entre ciudades es menor que entre entidades federativas. Como ejemplo, se puede observar que a un permisionario de la zona metropolitana de Toluca le correspondería una densidad de 157.6 viviendas/km2, mientras que un permisionario de la zona de Saltillo-Ramos-Arizpe-Arteaga le correspondería una densidad de 1.6 viviendas/km2.

### 1.2. Riesgo B

El caso del riesgo B de los parámetros externos, señalado en el numeral 3.2, se refiere se refiere al porcentaje de viviendas con toma de agua que consumen gas natural como principal combustible, al respecto, la Encuesta Nacional de Ingresos y Gastos de los Hogares contempla diversas opciones para identificar la disponibilidad de agua entubada en una vivienda, cabe señalar que dicha encuesta contiene al menos 3 opciones que consideran agua entubada.

Cabe señalar que existen zonas geográficas de distribución cuyos permisos señalan municipios que abarcan dos o más entidades federativas, o bien, desde otra perspectiva, zonas geográficas de distribución que abarcan sólo algunos municipios o centros de población de una entidad federativa, por lo que la información estatal no necesariamente es la referencia correcta a considerar, supuestos que no desarrolla la metodología.

### 1.3. Intervalos

Posteriormente, el numeral 3.3 establece el ordenamiento y clasificación de los valores obtenidos, en los riesgos de los parámetros externos en cuartiles, para asignar a cada intervalo un valor porcentual.

El método empleado para la segmentación de los cuartiles establece que en cada cuartil habrá 8 elementos. No obstante, la notación en la que se establece el ordenamiento de los elementos señala que éstos podrán ser iguales o menores que el elemento que les sucede, lo cual podría prestarse a discrecionalidad en caso de que uno o más elementos cuyos valores sean iguales estén entre uno y otro cuartil.

Al respecto, se detectó una posible omisión de notación en la fórmula que corresponde al segundo cuartil, en la que no se considera N16+:

$$N_{16} + \frac{1}{2}(N_{16} + N_{17})$$

Finalmente, se identifica que los indicadores empleados para calcular los parámetros externos son considerados riesgos para el distribuidor, no obstante, describen condiciones socioeconómicas de las viviendas, es conveniente que se aclaren las razones por las que se estima que dichas condiciones representan riesgos para la prestación del servicio.

2. Parámetros internos

2.1 Criterio A

El numeral 4.2 señala que el incentivo a la expansión es aplicable a los distribuidores que incrementen anualmente la prestación del servicio a usuarios finales de bajo consumo. Sin embargo, la variable que se emplea para el criterio A son los usuarios netos, es decir, conexiones, desconexiones y reconexiones. A esto hay que señalar que las desconexiones no necesariamente están relacionadas con el desempeño de la prestación del servicio, por ejemplo, existen localidades con climas extremos, en los cuales en los periodos de calor son regulares las desconexiones y las reconexiones cuando empiezan los periodos fríos. Por tanto, sería necesario considerar el número de puestas en servicio del periodo a evaluar.

2.2 Criterio B

En el criterio B se emplea la longitud de red para generar un indicador de crecimiento de la red de un año a otro. En este sentido, se omite que existen zonas geográficas de distribución maduras y con una gran penetración, por lo que actualmente tienen una menor posibilidad de crecimiento de la red, debido a que ya han cubierto la mayor parte de las ciudades en que se encuentran, por lo que el incremento en kilómetros de red no necesariamente está relacionado con mayor penetración. Lo anterior pone en desventaja a aquellos permisionarios con permisos relativamente más antiguos, respecto de permisionarios nuevos en donde la expansión de la red podría darse de forma exponencial.

Adicionalmente, se omite que existen zonas en las que más de un distribuidor puede ofrecer el servicio de distribución, por lo que también tienen una menor posibilidad de crecimiento de la red debido a que el otro distribuidor ha cubierto parte de las ciudades en que se encuentran. Lo anterior pone en desventaja a aquellos permisionarios que comparten el mercado de distribución en una zona.

2.3 Intervalos

En el numeral 4.3 se hace referencia a los intervalos aplicables para los criterios de los parámetros internos, de ello se señala que fueron establecidos a partir de los incrementos relativos en la red de distribuidores de gas natural por medio de ductos de los últimos 5 (cinco) años. En el Anteroyecto de Acuerdo se muestran los intervalos en la Tabla 4. Intervalos de los parámetros externos para el Incentivo a la Expansión sin que sea transparente qué datos que empleó, así como la trazabilidad que resultó en los intervalos.

En el numeral 4.4 se establece el criterio Incremento en UFBC tendrá una ponderación máxima de 0.6 y la Expansión de la red será de 0.4 sin que sea claro y transparente cómo determinó que uno de estos indicadores tendría mayor peso que el otro.

3. Actualización

En el numeral 5.1 se señala que la Comisión revisará cada 5 años los intervalos utilizados para la determinación de los parámetros externos e internos, a fin de evaluar su actualización. Al respecto la Encuesta Nacional de Ingresos y Gastos de los Hogares se publica cada 2 años y la información que se requiere de los permisionarios bien podría actualizarse anualmente, lo que reduciría el periodo de actualización.

4. Factores de riesgo y barreras a la entrada no considerados

El desarrollo de las redes de distribución y la cobertura de usuarios depende de las condiciones y características regionales junto con el desarrollo de infraestructura ya existente:

- En zonas en las que existe una cultura arraigada en cuanto al uso de gas natural, principalmente en el norte del país, el mercado es suficientemente maduro, lo que se refleja en una cobertura relevante.

- En zonas con potencial de consumo industrial, el interés se enfoca en desarrollar redes de distribución para dicho consumo.

- En zonas en las que el desarrollo del mercado de gas natural es incipiente, las redes de distribución no se han desarrollado por la ausencia de gasoductos de transporte cercanos.

- En otras regiones, a pesar de contar con potencial de consumo e infraestructura de transporte, no han logrado avanzar en el crecimiento de las redes de distribución ni de cobertura de usuarios por problemáticas ajenas a la industria, como oposiciones de índole social, restricciones impuestas por las autoridades locales (trámites excesivos o encarecimiento de licencias de construcción) o propaganda que perjudica la reputación del gas natural.

4.1 Sobre regulación e incumplimiento de plazos regulatorios

La distribución de gas natural es una de las actividades con mayor regulación en el sector hidrocarburos, con muchos trámites y requisitos que demoran y desincentivan su desarrollo. Por otra parte, la falta de cumplimiento de los plazos de respuesta establecidos en la regulación genera incertidumbre en la ejecución de los proyectos.

4.2 Restricciones locales y falta de homologación con trámites federales

Cada administración local suele cambiar las reglas, criterios y costos de los trámites y muchas veces los trámites locales no están alineados con los federales o estatales, lo

que imposibilita lograr el objetivo de gasificación y sustitución de combustibles por gas natural.

4.3 Competencia desleal y asimetría de regulación

En el caso de la distribución de gas natural se observa una regulación excesiva, como la aprobación de tarifas máximas, precios de venta y términos y condiciones para la prestación del servicio, exigencias de cobertura de usuarios, odorización del gas, etc. En contraste, la regulación del gas LP parece más laxa o inexistente.

Asimismo, los precios máximos del gas LP se mantuvieron artificialmente respecto de las condiciones de mercado, lo que mermó inapropiadamente la competitividad del gas natural.

Por otra parte, la industria del gas LP ha obstaculizado la introducción del gas natural con propaganda negativa e incluso intimidando y agrediendo al personal de las distribuidoras. Esto en gran medida ha incidido en la percepción de la población en relación con el gas natural y con ello, en la oposición de dicha población al desarrollo de las redes en zonas urbanas.

4.4 Costo de conexión e instalación interna

Para obtener el suministro de gas natural los usuarios deben sufragar una cantidad inicial por los costos de la conexión y la adecuación de sus instalaciones. A pesar de que dicho costo más que compensa los ahorros y beneficios de contar con gas natural como fuente de energía, el costo de conexión es en ocasiones oneroso para las familias, por lo que muchas de ellas declinan conectarse al servicio.

4.5 Elevados índices de inseguridad

En algunas zonas con altos índices de inseguridad el acceso del personal de las distribuidoras, ya sea para el tendido de redes o para realizar diferentes operaciones (toma de lectura, inspecciones, atención de emergencias), han impedido la prestación del servicio o bien, representan una pérdida económica para los distribuidores.

5. Cuestionamientos

- ¿Por qué el cálculo del IE se determina a partir del producto entre los parámetros externos y los parámetros internos? ¿cuál es el fundamento matemático para multiplicar dos variables completamente excluyentes?

- Se solicita a la Comisión, demostrar que la fórmula captura adecuadamente el comportamiento de los sistemas de distribución de gas natural y refleja los riesgos externos e internos que asume el permisionario al extender su red de distribución.

- Se solicita a la Comisión, justificar por qué estima conveniente que el incentivo a la expansión únicamente esté vinculado al crecimiento de UFBC y no contempla el crecimiento de variables asociadas a usuarios de gran consumo.

- La fórmula sugerida por la Comisión no refleja adecuadamente los factores exógenos y riesgos expuestos a lo largo de esta sección, ¿por qué dichos riesgos no fueron considerados en el análisis?

- En caso contrario, se solicita a la Comisión, demostrar estadísticamente que la metodología propuesta sí captura tales factores exógenos y riesgos mencionados.

- Se solicita a la Comisión, la demostración matemática o referencia en la literatura de que el número de viviendas con acceso a agua sirve para medir el potencial de crecimiento de una red de distribución de gas natural.

- Se solicita la Comisión aclare cuál es la finalidad de determinar los intervalos de la densidad de viviendas con acceso a agua y el número de viviendas que consumen gas natural, lo anterior debido a que no se observa que se utilicen estos intervalos directamente en alguna de las fórmulas descritas en la metodología.

- Se solicita a la Comisión justifique estadísticamente porque se realizan mediciones por entidad federativa y demuestre que dichas mediciones son representativas estadísticamente para un permiso de distribución que no tiene la autorización de la Comisión para operar en toda una entidad federativa.

- Se solicita a la Comisión indique la aplicabilidad de las fórmulas mostradas cuando un permisionario tiene autorización para operar en diversos municipios de diversas entidades federativas, pero no en toda una entidad federativa completa.

- Se solicita a la Comisión identifique claramente la finalidad de segregar las series de datos en cuartiles.

- ¿Los cuartiles se utilizarán como criterio de ponderación para el Riesgo A y el Riesgo B? De ser así, ¿se estaría asignando mayor peso a las entidades federativas que cumplan con determinadas características?

- Dado lo anterior, no se observa el uso de los cuartiles explícitamente en las fórmulas descritas en la metodología de la Comisión. Por lo anterior, se solicita a la Comisión identificar en que sección de las fórmulas se emplean y su funcionalidad, así como la justificación de su uso.

- En el numeral 2.1 del Anexo III se establece que el incentivo a la expansión se incrementará hasta un 3%. Al respecto, se requiere a la Comisión que aclare cuáles fueron los criterios que empleó para determinar que el límite máximo del incentivo a la expansión sería hasta por ese porcentaje, asimismo, explique si considera la actualización de este y bajo qué supuestos.

- ¿Cuál es la metodología matemática empleada por la Comisión para determinar el factor máximo de ponderación de 1.5% asociado a cada riesgo externo? Es decir, ¿cuál es el sustento matemático de asignar una ponderación máxima de 3% a los parámetros externos?

- Se solicita a la Comisión aclare: ¿Qué condiciones debería cumplir un permisionario a efectos de obtener la máxima ponderación en riesgos externos, de tal manera que alcance el puntaje máximo de 1.5% en el Riesgo A y 1.5% en el Riesgo B?

- Se solicita a la Comisión la revisión y, en su caso, rectificación de la información de la Tabla 3. Determinación de los parámetros externos del Acuerdo Sexto del Proyecto de Acuerdo.

- Se solicita a la Comisión que justifique la selección de las unidades territoriales que ha decidido emplear para la construcción de los indicadores que conforman los parámetros externos.

- Se solicita a la Comisión que aclare cuál será la opción de disponibilidad de agua entubada que emplea en su metodología propuesta, asimismo, que justifique la exclusión de las demás opciones.

- Se requiere a la Comisión que aclare el procedimiento a seguir para el cálculo de los parámetros externos que le aplicarán los permisionarios cuyos permisos señalan municipios que abarcan dos o más entidades federativas.

- Después de analizar los criterios considerados por la Comisión para determinar el factor de parámetros internos, se identificó que la ponderación que se asigna a estos parámetros es inferior a la ponderación correspondiente a los parámetros externos (sobre los cuales el permisionario no tiene control o injerencia), se solicita a la Comisión aclarar este punto.

- En este sentido, se solicita a la Comisión aclare: ¿cuál es la razón de otorgar una ponderación máxima a los parámetros externos de 3 veces mayor la ponderación máxima de los parámetros internos?

- Si el objetivo del IE es el incremento en el número de UFBC, se solicita a la Comisión demuestre porque no se le dio mayor ponderación a este criterio en la fórmula de determinación del IE.

- En los numerales 4.3 y 4.4 del Anexo III se hace referencia a los intervalos para Incremento en UFBC y la Expansión de la red. Se solicita a la Comisión describa detalladamente en cuál de las fórmulas definidas en la metodología intervienen.

- En el mismo orden de ideas se solicita a la Comisión describa detalladamente que refieren estos intervalos en cuestión.

- Con base en la pregunta anterior, ¿cuáles serían las series de datos que utilizará la Comisión para definir tales intervalos de incremento en UFBC y la Expansión de la red?

- Para dar certeza regulatoria se solicita a la Comisión demuestre algebraicamente porque asignó los factores máximos de ponderación de 0.6 para el incremento en UFBC y 0.4 para la Expansión de la red asociados a los parámetros internos propuestos.

- En el mismo orden de ideas se solicita a la Comisión indique cuales fueron los criterios estadísticos que usó para determinar el porcentaje de ponderación que se asignará al incremento en UFBC y a la Expansión de la red.

- Se solicita a la Comisión, explicar y/o demostrar la metodología y las condiciones que deberá cumplir un permisionario para alcanzar las ponderaciones máximas, en cada criterio.

- Si el objetivo es incentivar el crecimiento en el número UFBC, se solicita a la Comisión explicar: ¿por qué no dar mayor ponderación al factor de parámetros internos dentro de la fórmula de cálculo de IE? Lo anterior, derivado de que, en la definición actual de las fórmulas, el número de UFBC tiene un impacto muy pequeño en el resultado final.

- Se solicita a la Comisión explicar aritméticamente, ¿cómo se determinará la desviación estándar que se utilizará como criterio para medir si un permisionario tuvo un crecimiento en UFBC menor a lo esperado?, así como la metodología exacta para asignarle una ponderación de 0 a los parámetros internos.

- Se requiere a la Comisión justifique por qué para el criterio A considera usuarios netos, es decir, conexiones, desconexiones y reconexiones. Lo anterior, considerando que las desconexiones no necesariamente están relacionadas con el desempeño de la prestación del servicio.

- Se solicita a la Comisión explicar por qué no considera escenarios y reglas para que aquellos permisionarios maduros, en donde la expansión de la red ha alcanzado un estancamiento relativo, tengan posibilidad de aspirar a obtener el incentivo a la expansión.

- Se requiere que la Comisión aclare cuáles son los datos que empleó para la determinación de los intervalos aplicables para los criterios de los parámetros internos, así como la trazabilidad que resultó en los intervalos incluidos en la Tabla 4. Intervalos de los parámetros externos para el Incentivo a la Expansión del Acuerdo Sexto del Proyecto de Acuerdo, sin que ello revele información sensible de los permisionarios.

- En el numeral 5.1. del Anexo III se hace referencia a la actualización de los intervalos utilizados para la determinación de los parámetros externos e internos, sin embargo, se solicita a la Comisión responda ¿en qué secciones de las fórmulas se emplean tales intervalos?

- Se requiere que la Comisión justifique el periodo de actualización de los parámetros externos e internos que propone y las razones por las que lo desvincula de la disponibilidad de la información.

- Se solicita a la Comisión, indicar la comparativa que realizó respecto a los programas implementados con éxito en Latinoamérica u otros países.

- Aclare por qué la metodología propuesta en el Anteproyecto podría generar mayores beneficios regulatorios.

- Cuál es el soporte documental de la mejora regulatoria que tendría el incentivo a la expansión propuesto en este documento.

- Demuestre económicamente el beneficio a la industria de distribución de gas natural el usar la metodología propuesta para el incentivo a la expansión,

- Se solicita la Comisión aclare si las series de datos mostrados en los anexos del presentante documento, son correctas y, en su caso, aclare cuál fue el procedimiento para obtener las tablas referidas en el numeral sexto del Acuerdo.

- En caso de que el permisionario se haga acreedor a el incentivo a la expansión, la tasa de rentabilidad máxima será superior, por lo que se solicita a la Comisión aclare la metodología tarifaria que le permitirá al permisionario alcanzar dicha tasa.

G. Criterios contables aplicables a la prestación del servicio de distribución por medio de ductos de gas natural

1. Inversiones, costos y gastos comunes

En el numeral 2.3. de las Disposiciones Generales de los Criterios contables aplicables a la prestación del servicio de distribución por medio de ductos de gas natural (los Criterios), se señala que los Estados Financieros de los Distribuidores deberán ser presentados por título de permiso y de manera independiente, considerando únicamente la información contable del permiso en evaluación.

Al respecto, es importante señalar que la regulación vigente permite que los permisionarios que operan diversos sistemas y servicios efectúen prorrateos de costos y gastos comunes entre dichos sistemas y servicios y, para ello, los permisionarios deben justificar ante la Comisión la clasificación de costos y gastos comunes con base en la ponderación que se deriva de la participación de los ingresos por sistema y por servicio en el ingreso total, o bien, con base en los siguientes criterios:

I. La participación del valor de los activos utilizados en una actividad respecto al total de activos;
II. La participación del número de empleados que trabajan en una actividad respecto al total de empleados;
III. La participación de los salarios y prestaciones derivados de una actividad respecto al monto total de salarios y prestaciones, y
IV. La participación de la utilidad bruta obtenida en una actividad respecto a la utilidad bruta total.

Es así que, durante los años transcurridos en los que los permisionarios de distribución han operado en México, han presentado a esa Comisión los Estados Financieros con el desglose de los montos de inversiones, costos y gastos comunes, así como los criterios para su ponderación entre los diferentes permisos que opera cada permisionario.

Los montos de inversiones, costos y gastos comunes son trazables en la contabilidad de las empresas, han sido dictaminados por auditores externos y reconocidos por la Comisión.

Es importante señalar que mantener inversiones y costos y gastos comunes es una práctica común en la industria, que permite generar eficiencias en la gestión administrativa y operativa, trasladables directamente a los usuarios.

De no realizarse esta práctica, cada uno de los permisos de distribución de cada permisionario tendría que contar con personal, sistemas, oficinas, mobiliario, equipo, etc., exclusivamente para cada uno de los permisos; lo cual implicaría ejercer inversiones y costos ineficientes que se trasladarían a las tarifas. Lo anterior contrapone la metodología de rentabilidad máxima propuesta por la Comisión en este Anteproyecto ya que los permisionarios deberán ser capaces de alcanzar la rentabilidad determinada por la Comisión.

Por lo anterior, es importante que, en los Criterios contables, se haga explícito el reconocimiento de inversiones, costos y gastos comunes entre los diferentes permisos o sistemas que operan los distribuidores, y que especifique los lineamientos para llevar a cabo el prorrateo de dichas inversiones, costos y gastos comunes, de forma que la información financiera que se presenta de manera periódica considere esos lineamientos.

2. Activo fijo y tratamiento de activos de conexión

2.1 Definición de Activo fijo

En el Anteproyecto se define al Activo fijo de la siguiente manera:

Activo fijo: es el activo tangible (físico) que:

a) Posee una entidad regulada por la Comisión, (sobre los cuales ya tiene los riesgos y beneficios) para su uso en la producción o suministro de bienes y servicios o para propósitos administrativos, sin un propósito inmediato de venderlos.
b) Se espera usar generalmente durante más de un año o de un Periodo Regulatorio.
c) Son sujetos a depreciarse por el uso y el tiempo, salvo algunas excepciones.
d) Su costo se recupera a través de la obtención de beneficios económicos futuros, normalmente, por la prestación del servicio regulado. “es el activo tangible (físico) que:
e) Posee una entidad regulada por la Comisión, (sobre los cuales ya tiene los riesgos y beneficios) para su uso en la producción o suministro de bienes y servicios o para propósitos administrativos, sin un propósito inmediato de venderlos.

Como se puede observar, esta definición excluye los activos intangibles (por ejemplo, aplicaciones informáticas) que actualmente se reconocen en la base de activos regulada y, si bien no se trata de activos físicos, es importante que se reconozcan por el valor que aportan a la actividad de distribución, por lo que deben estar considerados en los criterios contables que finalmente se emitan. Un ejemplo claro son los sistemas comerciales que sirven para gestionar el proceso comercial de los “n” clientes que tenga el distribuidor en cuestión.

2.2 Activos de conexión

Se observa que en el Anteproyecto de DACG de tarifas, se omite la regulación relativa a los activos de conexión.

Esto resulta relevante, toda vez que hoy en día los permisionarios pueden tener los activos de conexión dentro de su base y recuperar su inversión con el resto de los activos, o bien existen permisionarios que la tiene fuera de su base de activos y pueden establecer cargos de conexión estándar y no estándar para la recuperación de estas inversiones.

Es importante hacer explícitas en la regulación estas dos casuísticas, con el objeto de que los permisionarios tengan certeza respecto al cálculo del CAI; es decir, que sea claro para el regulador y los permisionarios, que el cálculo de la rentabilidad para efectos de supervisión. Ya que habrá casos en los que estos activos se tengan que descontar de la BAR, haciendo referencia sólo a la inversión recuperada por el permisionario en los ingresos vía sus cargos por conexión.

3. Revaluación de la Base de Activos Regulada (BAR)

En el numeral 8 de los Criterios, se establece que la revaluación de activos fijos “*es un método para actualizar contablemente los valores de los bienes que conforman el activo de un Distribuidor, por lo tanto, al no producir efectos tangibles en beneficio de los usuarios, no puede ser aceptada para efectos regulatorios*”.

Asimismo, se señala que la revaluación es un modelo que “*implicaría, por una parte, reconocer en otras partidas integrales ganancias aún no devengadas que se generarán por el uso o la venta posterior del activo, y, por otra parte, reconocer pérdidas no*

*devengadas aun cuando el monto recuperable del activo indique que no tiene deterioro de su valor*".

Con base en lo anterior, se determina que "*no se reconocerá el valor razonable utilizado en el modelo de la revaluación, ya que en algunos activos es altamente volátil, conduciendo a errores en la toma de decisiones debido a los cambios observados en su valor desde la fecha de los estados financieros hasta la fecha de su aprobación para emisión a terceros*".

Al respecto, se considera que existe un error de interpretación en relación con el objeto de revaluar la BAR, ya que debe distinguirse la revaluación o reexpresión con base en la inflación mexicana, pues a diferencia de lo señalado en los párrafos anteriores, el único objetivo de aplicar la inflación mexicana sobre el valor de los activos desde su fecha de adquisición es **mantener el valor de esos activos en el tiempo y, que el rendimiento aprobado por la Comisión se reconozca sobre ese valor presente de estos**.

Esto último resulta congruente con lo establecido en la Ley de Hidrocarburos y en el Reglamento de las Actividades a las que se refiere el Título Tercero de la Ley de Hidrocarburos que las contraprestaciones, precios o tarifas de los permisionarios deben promover **la obtención de una rentabilidad razonable que refleje el costo de oportunidad del capital invertido, el costo estimado de financiamiento y los riesgos inherentes del proyecto**, entre otros, considerando los principios que permitan el desarrollo eficiente de la industria y de mercados competitivos, **que reflejen las mejores prácticas en las decisiones de inversión y operación.**

Una rentabilidad no podría entenderse como razonable, si la tasa que determine la Comisión (que en el Anteproyecto se encuentra en términos reales), se aplica sobre el valor de un activo que no corresponde con el valor actual del dinero invertido; es decir, que no esté expresada a poder adquisitivo actual.

Tan importante es el reconocimiento del valor del dinero en el tiempo para efectos tarifarios, que la propia Comisión considera en la regulación vigente y en el nuevo Anteproyecto un ajuste anual por el índice de inflación a las tarifas.

Al aplicar dicho ajuste se reconoce el impacto de la inflación sobre las tarifas máximas, que a su vez se componen por los costos de operación y mantenimiento y gastos de administración y ventas, la depreciación, los impuestos y, el rendimiento de la base de activos, siendo así, que de manera indirecta el valor de estos componentes también se actualiza mediante el índice inflacionario.

Por tanto, para ser congruente matemática y financieramente se debe actualizar también la base de activos sobre la que se aplica el rendimiento. De otra manera, la evolución de las tarifas reguladas presentaría distorsiones sin sentido, pues estas se ajustarían por inflación anualmente mientras que la base de activos se encontraría a valor histórico.

En este sentido, si bien la regla de no reexpresión de la base de activos de conformidad con la Norma de Información Financiera B-10 (la NIF B-10) puede tener sentido desde el punto de vista contable, no lo tiene desde el punto de vista financiero y regulatorio.

**No ajustar la base de activos genera un perjuicio económico, pues el valor de la inversión en el tiempo evoluciona con la inflación**. Si al paso de los años no se le permite al permisionario la reexpresión de su base de activos, el modelo de negocio se subvalúa, pues se tendrán **inversiones cuyo valor no se corresponde con el costo de oportunidad de los recursos de capital en el presente**.

Conforme a lo anterior, resulta evidente que el reconocimiento de una rentabilidad razonable prevé la reexpresión de costos y la revaluación de los activos y, que la emisión

y evolución de una norma contable, en este caso la NIF B-10, no debe resultar en un cambio de metodología tarifaria y regulatoria, sino que **la Comisión debe establecer a través las nuevas disposiciones de carácter general, un criterio que dé continuidad al objetivo de mantener una rentabilidad razonable y una tarifa que recoja las variaciones de precios** que respondan al entorno actual del sector energético, tal como lo señala la propia Comisión en el numeral 2.2. de los Criterios, al establecer que "***los Distribuidores observarán los lineamientos contables de las NIF, excepto cuando a juicio de la Comisión sea necesario aplicar una normatividad o un criterio de contabilidad especifico, tomando en consideración que las entidades realizan operaciones reguladas***" (énfasis añadido).

Por otro lado, e independientemente del efecto inflación en la práctica común las normas internacionales de información financiera consideran la posibilidad de evaluar un valor razonable para los activos que se encuentren totalmente depreciados, conocido como valor residual o de salvamento, éstos no sólo se deberían valorar para efectos contables de ventas de activos, sino para el beneficio al mercado que puede transferirse al reconocer un rendimiento a un activo depreciado en su totalidad siempre y cuando sean activos que permanecen en uso y operación.

Este es un incentivo para que los permisionarios de distribución de gas natural mantengan en las mejores condiciones sus instalaciones y ofrezcan a largo plazo unas tarifas competitivas y eficientes.

4. Método para la determinación de la depreciación de los activos fijos

Conforme a lo establecido en el numeral 6.1. de los Criterios, los Distribuidores determinarán la depreciación por el método de línea recta, establecido en la NIF C-6, que consiste en la multiplicación del costo de adquisición de cada componente del activo fijo por su tasa de depreciación.

No obstante lo anterior, surgen dos posibles interpretaciones y por lo tanto posibles inconsistencias con su aplicación en la metodología de Costo Anual de la Inversión, las cuales se detallan a continuación:

4.1 Interpretación 1

La depreciación lineal resulta inconsistente con la amortización considerada en la fórmula del Costo Anual de la Inversión propuesta en el Anteproyecto como parte del mecanismo de supervisión anual de la rentabilidad, la cual no considera la amortización lineal de los activos, sino que, al tratarse de un modelo en donde la anualidad es fija, la amortización se calcula por diferencia entre la anualidad y la retribución de los activos, por lo tanto, la amortización es una menor proporción al principio y mayor al final del periodo de vida útil del activo, lo que evidencia una incongruencia al mencionar que la depreciación debe de calcularse en línea recta, situación que no se cumple en la fórmula de anualidades vencidas para el cálculo del Costo Anual de la Inversión.

A continuación, se adjunta un ejemplo en el que se puede observar que la fórmula del costo anual de la inversión no es congruente con el método de línea recta para el cálculo de la depreciación (Archivo Depreciación No Lineal Fórmula CAI").

| | |
|---|---|
| CAPM | 10% |
| BAR | 1,000 |
| Vida útil | 10 |

| Año | 1 | 2 | 3 | 4 | 5 | 6 | 7 | 8 | 9 | 10 |
|---|---|---|---|---|---|---|---|---|---|---|
| Retribución total según fórmula | 162.7 | 162.7 | 162.7 | 162.7 | 162.7 | 162.7 | 162.7 | 162.7 | 162.7 | 162.7 |

| | | | | | | | | | | |
|---|---|---|---|---|---|---|---|---|---|---|
| Retribución activos | $100.00 | $ 93.73 | $ 86.82 | $ 79.23 | $ 70.88 | $ 61.69 | $ 51.59 | $ 40.47 | $ 28.25 | $ 14.80 |
| Amortización | $ 62.75 | $ 69.02 | $ 75.92 | $ 83.51 | $ 91.87 | $101.05 | $111.16 | $122.27 | $134.50 | $147.95 |
| Retribución total | $162.75 | $162.75 | $162.75 | $162.75 | $162.75 | $162.75 | $162.75 | $162.75 | $162.75 | $162.75 |

Se puede observar que los primeros años se amortiza una depreciación en menor proporción a los últimos años, lo cual no es lineal, esto genera un efecto que parece reconocer un mayor rendimiento sobre la inversión, situación que no es correcta, dado que la depreciación que se amortiza en la fórmula no es la misma que el cálculo de depreciación por línea recta, y el rendimiento en este caso sería menor, ya que no sería creciente al inicio y de Comisión creciente al final del periodo de vida útil del activo.

### 4.2 Interpretación 2

En el Anteproyecto se define que la metodología de depreciación es lineal; sin embargo, en la fórmula del Costo Anual de la Inversión, se adiciona un parámetro llamado $P_j$ que modifica la vida útil del activo en cuestión, automáticamente este parámetro desasocia la metodología de depreciaron por línea recta con el número de flujos positivos a los que tendría derecho el permisionario por un activo.

En este sentido, se deberá exponer y aclarar la consistencia entre los criterios contables y las formulaciones que pretenda establecer para la metodología de rentabilidad observada en las cifras del permisionario.

## 5. Vida útil inicial de los activos fijos

En los Criterios se establece vidas útiles distintas a las que actualmente tienen diferentes Permisionarios. De ajustarse contablemente los parámetros como los indica el Anteproyecto, se aceleraría la depreciación de los activos que actualmente cuentan con una vida útil superior o viceversa, impactando de forma negativa en los resultados de los permisionarios.

Es por lo anterior, que para los permisos que actualmente consideren activos con vidas útiles diferentes a las que se presentan en el numeral 7.1, concluyan su depreciación con las vidas útiles actuales.

Por otra parte, algunas empresas cotizan en el mercado accionario y por lo tanto deben cumplir con obligaciones contables definidas por la Bolsa y por lo tanto presentan sus Estados financieros bajo estándares internacionales.

En este sentido, de acuerdo con las NIIF, el método de depreciación a utilizar y la vida útil de los activos deberán quedar establecidos en las políticas establecidas por la compañía (NIC8, Políticas Contables, Cambios en las Estimaciones Contables y Errores), por lo que, en estos casos, las vidas útiles de algunos activos siempre podrían diferir de los propuestos por la Comisión.

## 6. Presentación y estructura de información financiera

El primer punto para observar es que el mecanismo de supervisión dependerá de la información financiera dictaminada que presenten anualmente los permisionarios. No obstante, se establece un plazo que resulta de difícil cumplimiento debido a lo siguiente:

I. Normalmente las empresas distribuidoras cuentan con los Estados Financieros Dictaminados consolidados e individuales en el periodo que actualmente prevé la regulación, es decir, en el primer cuatrimestre del año.
   Sin embargo, los estados financieros por permiso requieren más tiempo, debido a los análisis que deben realizar los auditores, por lo que frecuentemente los

permisionarios recurren a la solicitud de prórrogas para la entrega de dichos reportes por permiso.

II. Considerando que el Anteproyecto prevé una estructura de información distinta a la que se presenta actualmente, y con un mayor detalle, en caso de que este Anteproyecto fuese aprobado en los términos en los que fue puesto a Consulta pública, se requerirían adecuaciones o evolutivos en los sistemas contables, lo cual implica costos e inversiones y, sobre todo un plazo para su implementación, además de que los auditores requerirán aún más tiempo para la revisión, por lo que no sería posible cumplir con el plazo de presentación de la información que, al estar directamente ligado con el plazo para la supervisión del LRM, daría como resultado un incumplimiento del procedimiento tal como está descrito en el Anteproyecto.

En este sentido y, con el objeto dar mayor certeza a los permisionarios, es necesario que los trámites que se establezcan en las nuevas disposiciones incluyan criterios o lineamientos más flexibles.

III. Adicionalmente, se observan lo siguiente en relación con la información a presentar:
   i) Obligación de presentar estados financieros dictaminados bajo Normas de Información Financiera (NIF) de México y por permiso, sin considerar que las empresas que cotizan en bolsa deben apegarse a normas internacionales.
   ii) Se adicionan reportes por permiso que actualmente se presentan por sociedad:
      - Estado de cambios en el capital contable
      - Estado de flujos de efectivo

7. Cuestionamientos

- ¿Por qué la Comisión omite el tratamiento de inversiones, costos y gastos comunes entre los diversos permisos que operan algunos permisionarios?

- En caso de considerar que los permisionarios no deben mantener costos y gastos comunes, ¿la Comisión ha elaborado análisis o cálculos para evaluar el impacto en tarifas? En caso de una respuesta afirmativa, ¿lo pueden dar a conocer a los permisionarios? ¿Cuál sería la explicación en términos de eficiencia?

- ¿Cuál es la razón de que la Comisión no incluya los activos intangibles dentro de la definición de activo y, en consecuencia, que no se reconozcan para efectos de rentabilidad, cuando se requieren para la actividad regulada y, por tanto, deben tener una retribución?

- Se solicita explicar a qué se refiere la Comisión cuando señala que reconocer la reexpresión de la Base de Activos Regulada “implicaría, por una parte, reconocer en otras partidas integrales ganancias aún no devengadas que se generarán por el uso o la venta posterior del activo, y, por otra parte, reconocer pérdidas no devengadas aun cuando el monto recuperable del activo indique que no tiene deterioro de su valor”.

- ¿Cuál podría ser un ejemplo de lo anterior? El objetivo de los permisionarios no es la venta de los activos y el fin único de la reexpresión es recibir una rentabilidad razonable como lo establece la propia regulación.

- ¿Es un error el hecho de que la Comisión considere en los Criterios contables el método de línea recta para la depreciación y otro método no lineal en el cálculo

del CAI? O bien, ¿cuál es la razón de emplear dos metodologías diferentes para la depreciación?

- Respecto a las vidas útiles, ¿cómo se garantiza que se reconozcan las vidas útiles que se estén considerando actualmente y sean diferentes de las establecidas en el Anteproyecto y cómo se garantiza que las empresas que cotizan en Bolsa tengan la flexibilidad que permiten las normas internacionales para la determinación de vidas útiles? La Comisión no puede impedir que los permisionarios que deben cumplir con las normas internacionales emitan sus estados financieros con dichas normas y no con las normas locales.

- ¿Cómo considera la Comisión que deberá reconocerse la recuperación de costos por arrendamientos operativos o financieros, por ejemplo, los *leasing*, ya que por normativa contable no son registrados contablemente como costos y gastos, sino que se registran como activos y se amortizan en los pasivos, para los distribuidores representan un costo o gasto, sin embargo, el tratamiento contable es distinto, ¿debería la Comisión considerar en la fórmula del flujo neto este tipo de gastos?

- Se requiere a la Comisión que justifique ampliamente las razones por las que estima consistente no reconocer la revaluación de los activos fijos, mientras que, por otro lado, sí considera la actualización por inflación en las tarifas, a fin de mantener el valor de los activos en el tiempo.

- Se insta a la Comisión que replantee los plazos para entrega de los estados financieros por permiso, o bien, se establezca un mecanismo más flexible para llevar a cabo el trámite de supervisión.

- Se solicita a la Comisión que señale un plazo razonable de adaptación de los sistemas contables a la nueva estructura propuesta en el Anteproyecto.

- Se solicita a la Comisión aclare cual la interpretación correcta de la metodología de depreciación lineal en la fórmula de CAI y entregue un ejercicio numérico de esto.

H. Procedimientos y su ejecución

1. Sobre los documentos que deben acompañar la Solicitud de Autorización de la Lista de Tarifas Máximas y Otros Cargos Regulados

Entre los documentos que deben acompañar la solicitud de autorización de la Lista de Tarifas Máximas y Otros Cargos Regulados se señala una Memoria de cálculo que compruebe que la Lista de Tarifas Máximas y Otros Cargos Regulados propuesta no excede el Límite de Rentabilidad Máxima (LRM) establecido por la Comisión, con los formatos correspondientes.

Los formatos deberían ser muy sencillos y la Comisión no debería solicitar ni revisar información detallada en dichos formatos, ya que el único parámetro a observar en la solicitud es la Tasa de Rentabilidad Estimada. Las DACG deberían especificar que en la solicitud la CRE no revisará activos, inversiones, depreciación, costos de operación y mantenimiento, volúmenes, longitud de red ni usuarios, ya que en la supervisión anual se llevará a cabo este análisis y el distribuidor cuidará que las proyecciones sean razonables para evitar una penalización futura. El formato correspondiente debería omitir el detalle de esta información.

Asimismo, en las DACG tampoco se debería definir el esquema de facturación, en este caso, escalonado. El permisionario debería tener la libertad de elegir el esquema que mejor se adapte a su objetivo y mercado, siempre que no supere el LRM o que cumpla la metodología que se encuentre vigente.

2. Sobre la admisión a trámite de la Solicitud de Autorización de la Lista de Tarifas Máximas y Otros Cargos Regulados

Las DACG señalan que la admisión a trámite de la solicitud de autorización de la Lista de Tarifas Máximas y Otros Cargos Regulados se determina dentro de los 10 días hábiles siguientes a que se recibe y en caso de no existir un requerimiento, dicha solicitud se tendrá por admitida. Sin embargo, más adelante se especifica que la Comisión tendrá un plazo de 90 días hábiles a partir de la notificación de admisión a trámite para resolver respecto a la solicitud.

El plazo para que la Comisión resuelva lo conducente respecto de la solicitud de autorización de la Lista de Tarifas Máximas y Otros Cargos Regulados no debe estar sujeto a la notificación de admisión a trámite, sino únicamente a los 90 días hábiles, que sería el plazo consistente con lo establecido en el artículo 83 del Reglamento de las Actividades a que se refiere el Título Tercero de la Ley de Hidrocarburos.

Adicionalmente, debido a que el criterio principal de resolución que observará la Comisión es que la Lista de Tarifas Máximas y Otros Cargos Regulados aplicables estén alineados a que la Tasa de Rentabilidad Observada no exceda el LRM establecido por la Comisión, el plazo de 90 días hábiles parece excesivo, por lo que, de aprobarse la metodología de LRM se sugiere reducir los plazos asociados a la Solicitud de Autorización de la Lista de Tarifas Máximas y Otros Cargos Regulados.

En lo relativo a la resolución de la solicitud, es decir previo al Período Regulatorio, la Comisión debe hacer referencia a la Tasa de Rentabilidad Esperada, no Observada. Se debe reconocer que parten de diferentes parámetros, supuestos contra reales.

3. Sobre los criterios de resolución que observará la Comisión para la Solicitud de Autorización de la Lista de Tarifas Máximas y Otros Cargos Regulados

Los criterios de resolución que observará la Comisión para la solicitud de autorización de la Lista de Tarifas Máximas y Otros Cargos Regulatorios incluyen que la Comisión podrá llevar a cabo análisis comparativos entre las tarifas propuestas y las tarifas

vigentes, o con las mejores prácticas y/o estándares de la industria en cuanto a estructuras de costos y rentabilidad, de conformidad con el artículo 77 del Reglamento.

Para resolver sobre la solicitud de autorización de la Lista de Tarifas Máximas y Otros Cargos Regulados que se presenta previo al Período Regulatorio, la Comisión no debería llevar a cabo análisis comparativos, sino solamente debe revisar que la Tasa de Rentabilidad Esperada en los cinco años del Periodo Regulatorio no exceda el LRM. De ser así, estaría sobre regulando al Distribuidor, ya que se entendería que la Comisión no solo estaría regulando mediante el control de rentabilidad, sino que de manera discrecional podría controlar los costos del distribuidor, provocando que no alcance la rentabilidad máxima. Adicionalmente, no debería haber comparación entre Periodos Regulatorios para ajustar la Lista de Tarifas Máximas y Otros Cargos Regulados.

La Comisión solamente debe llevar a cabo análisis comparativos cuando determine las tarifas de oficio.

4. Ajuste compensatorio

El Anteproyecto considera ajustes compensatorios cuando el desahogo del proceso de aprobación de la lista de tarifas máximas y otros cargos regulados para el siguiente periodo regulatorio se incumpla por causas atribuibles a la comisión y el nuevo periodo regulatorio haya iniciado, tal como se señala en el numeral 6.1.

Para ello, se proponen las siguientes fórmulas para la aplicación del cargo por servicio y cargo por capacidad, cargo por uso y distribución con comercialización:

- Cargo por servicio

$$Tarifa_{CS} = T_{RCS} + \frac{\sum_1^v U}{\sum_{v+1}^f U} * (T_{RCS} - T_{VCS})$$

Donde:

$Tarifa_{CS} =$ Tarifa con ajuste compensatorio.
$U =$ Número de usuarios del mes correspondiente.
$v =$ Mes de corte sujeto a la tarifa vigente durante el periodo regulatorio en curso.
$v + 1 =$ Mes siguiente del corte sujeto a la tarifa vigente durante el periodo regulatorio en curso.
$f =$ Último mes del periodo regulatorio en curso.
$T_{Rcs} =$ Tarifa resultante del periodo regulatorio en curso.
$T_{Vcs} =$ Tarifa vigente durante el periodo regulatorio inmediato anterior.

- Cargo por capacidad, cargo por uso y distribución con comercialización

$$Tarifa_C = T_{Rdc} + \frac{\sum_1^v V}{\sum_{v+1}^f V} * (T_{Rdc} - T_{Vdc})$$

Donde:

$Tarifa_C =$ Tarifa con ajuste compensatorio.
$V =$ Energía conducida del mes correspondiente.
$v =$ Mes de corte sujeto a la tarifa vigente durante el periodo regulatorio en curso.
$v + 1 =$ Mes siguiente del corte sujeto a la tarifa vigente durante el periodo regulatorio en curso.
$f =$ Último mes del periodo regulatorio en curso.
$T_{Rdc} =$ Tarifa resultante del periodo regulatorio en curso.
$T_{Vdc} =$ Tarifa vigente durante el periodo regulatorio inmediato anterior.

Es decir, el cargo por servicio se actualizará por la variación de usuarios, y el cargo por capacidad, uso y distribución con comercialización por la variación de energía conducida, entre el mes siguiente del corte sujeto a la tarifa vigente durante el periodo regulatorio en curso y el mes de corte sujeto a la tarifa vigente durante el periodo

regulatorio en curso. Respecto del periodo considerado, se interpreta, por la redacción propuesta, que únicamente se reconoce la variación de usuarios y energía de un mes, sin que haya un análisis de que esa compensación será suficiente para subsanar las pérdidas ocasionadas por la falta de actualización de la tarifa.

Por otra parte, se identifica que las fórmulas planteadas elementos que permitan reflejar la variación de los costos a los que se enfrentan los permisionarios, entre otros.

5. Sobre la aplicación del Incentivo a la Expansión

La disposición 8.4 señala que el Incentivo a la Expansión será aplicable al LRM del año supervisado y sólo será vigente para dicho año y no tendrá efectos acumulativos.

Sin embargo, la redacción es errónea, ya que el año supervisado o sujeto a supervisión, es el año anterior a aquel en que se lleva a cabo dicha supervisión (el año en curso), por lo que el Incentivo a la Expansión no podría estar vigente el año supervisado. Esto se confirma en la disposición 9.2, cuando se solicita el soporte documental que avale el incremento del año sujeto a supervisión, respecto al número de UFBC y la longitud de la red. Adicionalmente, la definición de Periodo Regulatorio considera solamente años calendario.

En el mecanismo de supervisión anual, el ajuste correspondiente a la supervisión que la Comisión lleva a cabo el año en curso se aplica hasta el siguiente año, por lo que el Incentivo a la Expansión, debería tener el mismo tratamiento. Asimismo, es importante que se considere el incremento en las variables que definen el Incentivo desde el inicio del Periodo Regulatorio, pues en el segundo año del periodo ya cuentan con información relativa al desempeño del permisionario en el primer año. Es decir, si durante el segundo año del Periodo Regulatorio el Distribuidor solicita la determinación del Incentivo a la Expansión; la Comisión supervisará que se haya incrementado la prestación del servicio en el primer año del periodo regulatorio y determinará un Incentivo a la Expansión aplicable al tercer año del período regulatorio. Lo anterior debido a que se trata de años calendario y, de aplicarlo el año en curso, el Distribuidor solo podía obtener el beneficio del Incentivo a la Expansión por menos de seis meses, aun cuando hubiera cumplido con las condiciones para obtenerlo.

6. Sobre el Mecanismo de Supervisión

Las DACG de Tarifas de Distribución establecen que los Distribuidores deberán solicitar la autorización de su Lista de Tarifas Máximas y Otros Cargos Regulados para cada Periodo Regulatorio y la Comisión llevará a cabo mecanismos de supervisión anuales, para verificar que el promedio aritmético de las Tasas de Rentabilidad Observadas anuales disponibles no excedan el Límite de Rentabilidad Máxima.

Sin embargo, se debe hacer explícito que cada Periodo Regulatorio será supervisado de manera independiente y que no existirán ajustes entre Periodos Regulatorios, por lo que los mecanismos de supervisión anual se reiniciarán cada Periodo Regulatorio. Lo anterior implica que, en un Periodo Regulatorio, la supervisión se llevará a cabo en los años 2, 3 y 4 para en su caso, ajustar las tarifas en los años 3, 4 y 5, respectivamente, y que el año 5 no estará sujeto al procedimiento de supervisión anual porque: (i) el ajuste no podría llevarse a cabo en el primer año del siguiente Periodo Regulatorio y (ii) en junio de ese año el Distribuidor deberá presentar la solicitud del siguiente Periodo Regulatorio y no podría prever el ajuste que la CRE llevaría a cabo.

Adicionalmente, las DACG especifican que la Lista de Tarifas Máximas y Otros Cargos Regulados sólo podrán ser aplicables para el Periodo Regulatorio correspondiente. Por lo que en el siguiente Periodo Regulatorio el Distribuidor deberá contar con una nueva Lista de Tarifas Máximas y Otros Cargos Regulados y no podría aplicar la tarifa que la Comisión haya ajustado en el Periodo Regulatorio anterior.

La disposición 11.8 señala que el Distribuidor deberá solicitar la Lista de Tarifas Máximas y Otros Cargos Regulados, conforme a lo descrito en las disposiciones 4.1 y 4.2, excluyendo el pago de derechos; a más tardar seis meses antes de que culmine la vigencia de las Tarifas Máximas derivadas del procedimiento de ajuste. Al respecto, el plazo para presentar las tarifas es inconsistente, pues según la fracción I de la disposición 4.2., la Comisión contará con un plazo de 20 (veinte) Días Hábiles, posterior a la entrega de información referida en el apartado Sexto de las presentes DACG de Tarifas de Distribución (la cual se puede entregar hasta el 31 de mayo) para notificar al Distribuidor, el inicio de un procedimiento de ajuste a sus Tarifas Máximas. En este sentido, si la CRE se toma los 20 días hábiles posteriores al 31 de mayo, quedarían menos de 5 días para presentar la propuesta de tarifas (plazo que se empalma con las manifestaciones a la respuesta de la CRE). A ello se debe sumar que esos cinco días restantes pueden reducirse dependiendo del día de la semana que corresponda al 31 de mayo.

Por otro lado, las DACG señalan que el LRM establecido a la fecha de aprobación de la Lista de Tarifas Máximas y Otros Cargos Regulados permanecerá vigente hasta culminar el Periodo Regulatorio respectivo, con lo cual el Distribuidor deberá preparar un nuevo plan de negocios que se ajuste a dicho LRM.

El Apartado Quinto sobre la Actualización de la Lista de Tarifas Máximas y Otros Cargos Regulados especifica que dicha actualización será aplicable para aquellos años que conformen el Periodo Regulatorio en curso y que no podrá actualizarse la lista de Tarifas Máximas y Otros Cargos Regulados de un Periodo Regulatorio para ser aplicable en el siguiente Periodo Regulatorio. Esto podría aplicarse también al ajuste por supervisión anual.

Las DACG también establecen que el periodo de supervisión será estimado por año calendario y aplicará anualmente a partir del primer año del Periodo Regulatorio, pero el ajuste aplicará para la Lista de Tarifas Máximas y Otros Cargos Regulados del segundo año posterior al supervisado y estarán vigentes por un año.

Lo anterior resulta erróneo para el primer año del Periodo Regulatorio, ya que la información financiera presentada para efectos del Mecanismo de Supervisión de ese año correspondería a otro Periodo Regulatorio o incluso podría ser inexistente. De acuerdo con la redacción general de las DACG no debería existir interacción entre Periodos Regulatorios en cuanto al mecanismo de supervisión anual.

La información financiera que no corresponde al Periodo Regulatorio no puede afectar la Lista de Tarifas Máximas y Otros Cargos Regulados del Periodo Regulatorio en curso porque atiende a otros parámetros.

Respecto al mecanismo de supervisión, se debería especificar que el Distribuidor podrá ajustar sus tarifas en cualquier momento del Periodo Regulatorio, siempre y cuando no excedan las autorizadas en la solicitud de la Lista de Tarifas Máximas y Otros Cargos Regulados. Lo anterior, con la intención de que el Distribuidor pueda prever y evitar ajustes en la siguiente supervisión anual. Siendo éste el caso, dichas tarifas solo deberán publicarse en su Boletín Electrónico y no serán consideradas como Tarifas Convencionales.

La disposición 11.7 establece que cuando el Distribuidor obtenga una Tasa de Rentabilidad Observada mayor al LRM más el Incentivo a la Expansión, en dos años consecutivos o en tres años no consecutivos durante la vigencia del Permiso, la Lista de Tarifas Máximas y Otros Cargos Regulados se determinarán de oficio y estarán vigentes por cinco años, aplicando la ecuación del procedimiento de ajuste del 3er rango, es decir con un 20% adicional de penalización.

Esta medida resulta excesiva tanto por las causas que la producen, como en el ajuste que implica. La ejecución de esta medida puede imposibilitar al Distribuidor para continuar prestando el servicio de distribución. El procedimiento del Mecanismo de Supervisión ya penaliza al Distribuidor cuando excede el LRM, por lo que éste evitará sobrepasarlo.

7. Sobre la Actualización de la Lista de Tarifas Máximas y Otros Cargos Regulados

Las DACG permiten que los Distribuidores soliciten a la Comisión la actualización anual por índice de inflación de su Lista de Tarifas Máximas y Otros Cargos Regulados, y otorga a la Comisión un plazo de 30 días hábiles a partir de la solicitud para su aprobación, aplicado la afirmativa ficta.

Sin embargo, dicha actualización solamente considera la variación anual en el INPC registrada respecto al año anterior y omite las variaciones en el tipo de cambio y el índice de Precios al Consumidor en Estados Unidos correspondientes. Es necesario que la memoria de cálculo requerida por la Comisión incluya los tres parámetros, debido a que los permisionarios realizan inversiones y ejecutan gastos en moneda extranjera, de manera que sus resultados se ven afectados por la fluctuación del tipo de cambio y los precios de los insumos en el extranjero.

Adicionalmente, el plazo de respuesta implica que el Distribuidor tendrá una pérdida de ingresos por el atraso en la aplicación de las tarifas actualizadas por el índice de inflación en la facturación de mes y medio. En caso de que se ajustara la metodología, al ser un trámite en el que solo se debe verificar el índice de inflación aplicado, 10 días hábiles podría ser un plazo razonable. Incluso se aprecia que es la sencillez del trámite lo que da certeza a la Comisión para que, ante la falta de respuesta, aplique afirmativa ficta.

Por otra parte, la disposición 12.5 establece que la Comisión podrá determinar los ajustes anuales por el índice de inflación sobre la Lista de Tarifas Máximas y Otros Cargos Regulados para reflejar deflación o disminuciones en el INPC. Esta disposición debe ser más específica en cuanto a plazos de aplicación.

Sin embargo, más allá de los plazos, es importante señalar que, bajo la metodología propuesta por la Comisión, el ajuste anual por inflación no tendría sentido, a menos que la tasa del LRM se determine en términos nominales, de lo contrario, este ajuste únicamente permitiría recuperar el efecto de inflación en los OPEX, pero cualquier incremento en la tarifa implicaría que la tasa de rentabilidad observada fuese superior a la máxima.

8. Sobre los Convenios de Inversión

Las DACG establecen que cuando la infraestructura quede en propiedad del Distribuidor y el mismo aporte los recursos de la inversión y ésta beneficie únicamente al Usuario Final solicitante, el Distribuidor no podrá solicitar a la Comisión un ajuste a la Lista de Tarifas Máximas derivado que el Convenio de Inversión debe establecer que dicho Usuario pagará el costo de la infraestructura al Distribuidor, además, el Distribuidor sólo podrá cobrar los costos OMAV determinados de manera convencional.

La expansión inicial de un sistema de Distribución, o de un ramal nuevo en un sistema maduro podría requerir la construcción de infraestructura con la que inicialmente se preste el servicio a un solo usuario, pero que sirva de base para prestar el servicio a futuros usuarios. Si esta infraestructura es técnica y económicamente viable conforme al plan de negocios del Distribuidor, no tiene porqué representar un Convenio de Inversión ni se deben excluir sus costos OMAV para el cálculo de la Lista de Tarifas Máximas y Otros Cargos Regulados, ya que forma parte integral del sistema de distribución.

Las DACG deben especificar que los Convenios de Inversión solamente aplican cuando la extensión o ampliación sea técnica pero no económicamente viable, de acuerdo con el Artículo 75 del Reglamento. Adicionalmente, dicha infraestructura no es que no deba utilizarse para solicitar un ajuste o modificación de la Lista de Tarifa Máximas y Otros Cargos Regulados, sino que no debe formar parte de la Base de Activos Regulados para el cálculo del Costo Anual de Inversión. Los costos OMAV forman parte de los costos del Sistema y en algunos casos es imposible desagregarlos, por lo que sugerimos eliminar el cobro de manera convencional. La corrección de este Apartado es fundamental para los sistemas que cubren parques y áreas industriales.

9. Cuestionamientos

- Se solicita a la Comisión, especificar la información que contendría la memoria de cálculo que debe acompañar la solicitud de Tarifas Máximas y Otros Cargos Regulados.

- Se solicita eliminar del procedimiento de autorización de la Lista de Tarifas Máximas y Otros Cargos Regulados la notificación de la admisión a trámite.

- Se solicita reconsiderar el plazo de 90 días hábiles a partir de la admisión a trámite para resolver lo conducente respecto de la solicitud de autorización de la Lista de Tarifas Máximas y Otros Cargos Regulados.

- Se solicita a la Comisión, verificar la redacción sobre la vigencia del Incentivo a la Expansión para que se aplique al LRM del siguiente año y que se puedan considerar los incrementos en las variables que se determinen para el incentivo desde el primer año, en el entendido de que los permisionarios ya conocen en el segundo año, la información del inicio del periodo.

- Se solicita a la CRE la justificación de que los ajustes de un Periodo Regulatorio no pueden aplicarse al siguiente Periodo Regulatorio.

- Se solicita revisar la redacción de las DACG para aclarar que el primer año del Periodo Regulatorio se supervisará durante el procedimiento de supervisión en el segundo año.

- Se solicita a la CRE, presentar la justificación de los ajustes adicionales a la Lista de Tarifas Máximas y Otros Cargos Regulados de 10 y 20% previstos los rangos segundo y tercero.

- Se solicita aclarar si el Distribuidor podrá ajustar sus tarifas en cualquier momento del Periodo Regulatorio, siempre y cuando no excedan las autorizadas en la solicitud de la Lista de Tarifas Máximas y Otros Cargos Regulados, sin que sean consideradas como Tarifas Convencionales.

- Se solicita a la Comisión la justificación para la determinación del número de veces que el Distribuidor puede exceder el LRM antes de que la Comisión determine la Lista de Tarifas Máximas y Otros Cargos Regulados de oficio.

- Se solicita a la CRE revisar los plazos establecidos en el Anteproyecto, garantizando que no se empalmen los procesos y los permisionarios tengan certeza sobre su cumplimiento.

- Se solicita a la Comisión aclarar cómo entiende el objeto del ajuste anual por inflación sobre tarifas que fueron determinadas para no exceder una tasa máxima de rentabilidad real y presente un ejemplo numérico que demuestre la razonabilidad de mantener el ajuste por inflación.

- Se solicita revisar el plazo de respuesta de la Comisión a la solicitud de actualización de la Lista de Tarifas Máximas y Otros Cargos Regulados.

- Se solicita incluir un plazo máximo para que la Comisión determine ajustes anuales que reflejen deflación o disminuciones en el INPC.

- Se solicita a la Comisión que explique la metodología que empleó para determinar que las fórmulas que plantea son suficientes para compensar la diferencia de ingresos de los permisionarios por la demora, fuera del procedimiento propuesto, en la aprobación de la lista de tarifas máximas y otros cargos regulados para el siguiente periodo regulatorio. Particularmente, es relevante que aclare cómo determino que un mes sería suficiente para compensar los ingresos no obtenidos.

- Se requiere que la Comisión detalle el análisis que realizó para excluir variables relevantes en la determinación del ajuste compensatorio, tales como la inflación, costos de materias primar, costo de la mano de obra, tasas de interés del financiamiento de la deuda de los permisionarios, entre otros.

| | |
|---|---|
| CAPM | 10% |
| BAR | 1,000 |
| Vida útil | 10 |

| Año | 1 | 2 | 3 | 4 | 5 | 6 | 7 | 8 | 9 | 10 |
|---|---|---|---|---|---|---|---|---|---|---|
| Retribución total según fórmula | 162.7 | 162.7 | 162.7 | 162.7 | 162.7 | 162.7 | 162.7 | 162.7 | 162.7 | 162.7 |

| | | | | | | | | | | |
|---|---|---|---|---|---|---|---|---|---|---|
| Retribución activos | $ 100.00 | $ 93.73 | $ 86.82 | $ 79.23 | $ 70.88 | $ 61.69 | $ 51.59 | $ 40.47 | $ 28.25 | $ 14.80 |
| Amortización | $ 62.75 | $ 69.02 | $ 75.92 | $ 83.51 | $ 91.87 | $ 101.05 | $ 111.16 | $ 122.27 | $ 134.50 | $ 147.95 |
| Retribución total | $ 162.75 | $ 162.75 | $ 162.75 | $ 162.75 | $ 162.75 | $ 162.75 | $ 162.75 | $ 162.75 | $ 162.75 | $ 162.75 |

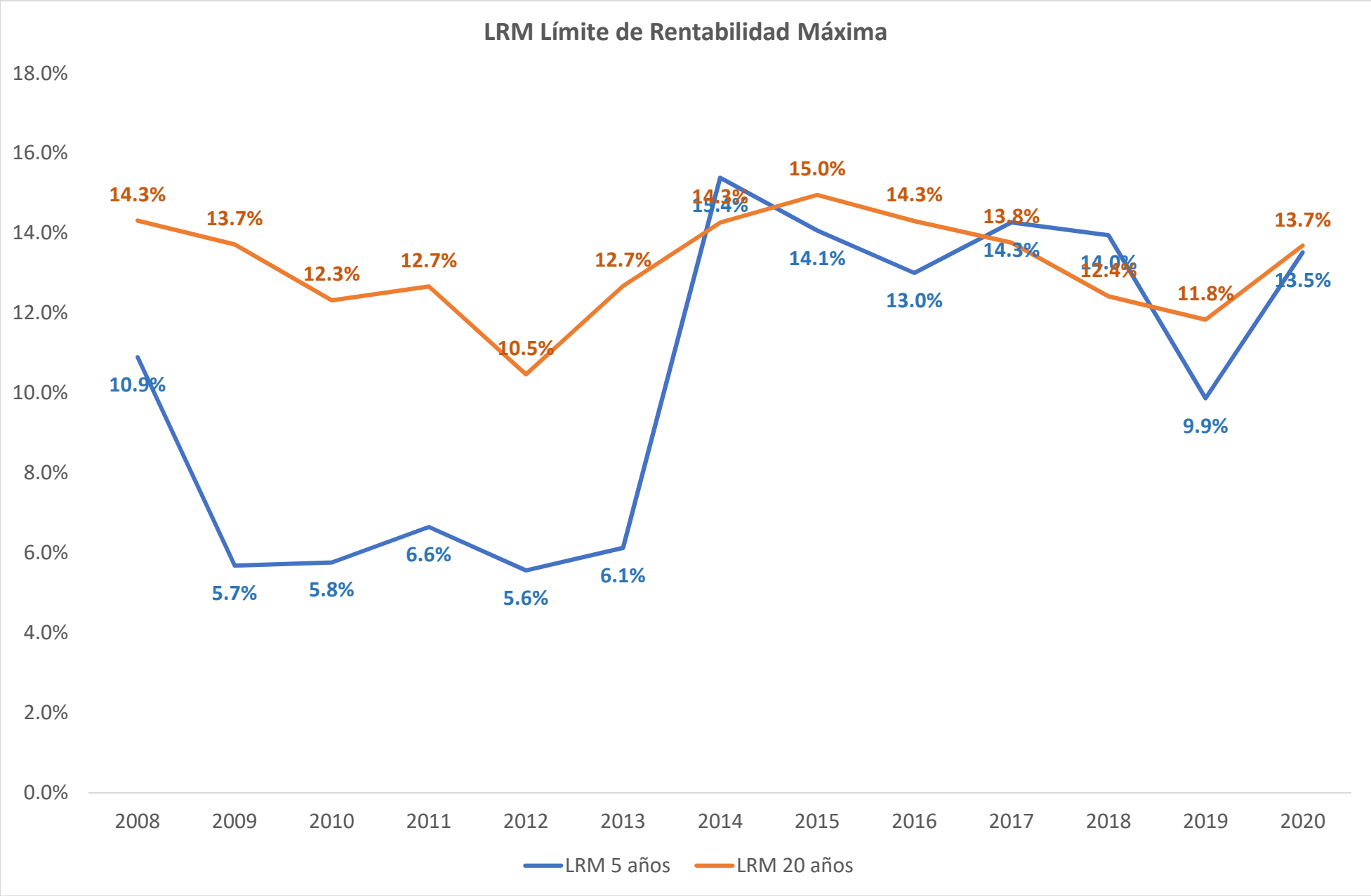
LRM Límite de Rentabilidad Máxima
18.0%
16.0%
14.0%
12.0%
10.0%
8.0%
6.0%
4.0%
2.0%
0.0%
2008
2009
2010
2011
2012
2013
2014
2015
2016
2017
2018
2019
2020
14.3%
13.7%
12.3%
12.7%
10.5%
12.7%
14.3%
15.0%
14.3%
13.8%
12.4%
11.8%
13.7%
10.9%
5.7%
5.8%
6.6%
5.6%
6.1%
15.4%
14.1%
13.0%
14.3%
14.0%
9.9%
13.5%
LRM 5 años
LRM 20 años